



# University of Kentucky<sup>®</sup>

Procurement Services

REQUEST FOR PROPOSALS

UK-11913-1-26

BGCC 1<sup>st</sup> Floor Renovation

ADDENDUM #4

04/08/2026

**ATTENTION: This is not an order. Read all instructions, terms, and conditions carefully.**

**IMPORTANT: RFP AND ADDENDUM MUST BE RECEIVED BY: 04/15/2026 @ 3:00 P.M. LEXINGTON, KY TIME**

Offeror should acknowledge receipt of this, and any addendum as stated in the Request for Proposal.

**ITEM #1: UPDATES TO THE ORIGINAL BID DOCUMENTS**

- Please refer to and incorporate within your offer the enclosed additional information from the project team.

**ITEM #2: QUESTIONS AND RESPONSES**

- Refer to and incorporate within the offer the enclosed Questions and Responses.

**OFFICIAL APPROVAL**  
**UNIVERSITY OF KENTUCKY**

04/08/2026

*Ken Scott*

Ken Scott, Purchasing Officer

**SIGNATURE**

\_\_\_\_\_  
\_\_\_\_\_

Typed or Printed Name

**Bluegrass Clinic – First Floor Renovation**  
**University of Kentucky**  
**Lexington, Kentucky**



**S T E N G E L - H I L L**

**Addendum Number Four**

08 April 2026

**UKY2502**

**TO ALL BIDDERS OF RECORD AND ALL REGULATORY AGENCIES**

This Addendum forms part of the Contract Documents and modifies the Project Manual and/or Construction Drawings dated 06 February 2026. Acknowledge receipt of this Addendum in Proposal. Failure to do so may subject Bidder to disqualification.

**1.01 Reference:** *Bidder Questions/Answers*

**Clarification:** Refer to attached excel file.

**1.02 Reference:** *002000 – Information Available to Bidders*  
*Midmark Drawings – Revision 3 (dated 04/06/2026)*

**Clarification:** Updated vendor drawings to reflect removal of full-height cabinet.

**1.03 Reference:** *A2.1 – COMPOSITE DEMOLITION PLAN*

**Clarification:** Clarified the locations of tackboard/whiteboards in response to Bidder Question #9.

**Clarification:** Added EQ-24 to Workroom 140A, previously included as part of casework.

**1.04 Reference:** *A4.1 – COMPOSITE FIRST FLOOR PLAN*

**Clarification:** Clarified the locations of tackboard/whiteboards in response to Bidder Question #9.

**1.05 Reference:** *A4.1.A1 – ENLARGED FIRST FLOOR PLAN – AREA ‘A1’*

**Clarification:** Added window film keynote at location of existing storefront in response to Bidder Question #17.

**Clarification:** Clarified the locations of tackboard/whiteboards in response to Bidder Question #9.

**A R C H I T E C T U R E + I N T E R I O R D E S I G N**

**LOUISVILLE**  
613 West Main Street  
Louisville, KY 40202

**LEXINGTON**  
501 East High Street  
Lexington, KY 40502


**NASHVILLE**  
9020 Overlook Blvd., Ste 313  
Brentwood, TN 37027

- 1.06 Reference:** *A4.1.A2 – ENLARGED FIRST FLOOR PLAN – AREA ‘A2’*
- Clarification:** Clarified the locations of tackboard/whiteboards in response to Bidder Question #9.
- Clarification:** Added EQ-24 to Workroom 140A, previously included as part of casework.
- 
- 1.07 Reference:** *A4.4 – PLAN & SECTION DETAILS*
- Clarification:** Added window film keynote at location of existing storefront in response to Bidder Question #17.
- 
- 1.08 Reference:** *A10.1 – OPENING & EQUIPMENT SCHEDULES*
- Clarification:** Added EQ-23: Tackboards and EQ-24: Steelcase Cabinet.
- 
- 1.09 Reference:** *ID1.1 – COMPOSITE FIRST FLOOR FINISH PLAN*  
*ID1.1.A1 – ENLARGED FINISH PLAN – AREA ‘A1’*  
*ID1.1.A2 – ENLARGED FINISH PLAN – AREA ‘A2’*
- Clarification:** Revised finish legends to specify ¼” thickness at WP2 in response to Bidder Question #12.

---

Please do not hesitate to contact our office if you have any questions or comments regarding this information.

Sincerely,



Jared Altobello, AIA  
Project Architect  
**Stengel Hill**  
501 East High Street  
Lexington, Kentucky 40502

copy: AM, EK, BL

attachments: 11

*(Refer to following sheet for complete list of attached documents.)*

**Bidder Questions/Answers**

*UKY2502\_BGCC\_Response to Bidders\_ADD-04\_2026.04.08.xlsx*

**Specifications/Project Manual**

*002000 – Information Available to Bidders*

*Midmark Drawings – Revision 3 (dated 04/06/2026)*

**Drawings**

*A2.1 – COMPOSITE DEMOLITION PLAN*

*A4.1 – COMPOSITE FIRST FLOOR PLAN*

*A4.1.A1 – ENLARGED FIRST FLOOR PLAN – AREA ‘A1’*

*A4.1.A2 – ENLARGED FIRST FLOOR PLAN – AREA ‘A2’*

*A4.4 – PLAN & SECTION DETAILS*

*A10.1 – OPENING & EQUIPMENT SCHEDULE*

*ID1.1 – COMPOSITE FIRST FLOOR FINISH PLAN*

*ID1.1.A1 – ENLARGED FINISH PLAN – AREA ‘A1’*

*ID1.1.A2 – ENLARGED FINISH PLAN – AREA ‘A2’*

**SECTION 002000**

**INFORMATION AVAILABLE TO BIDDERS**

**PART 1 GENERAL**

1.01 SECTION INCLUDES

- A. Information available to bidders, unless noted otherwise, shall be considered part of the Contract Documents. The following documents are bound under a separate cover for each project.
1. Owner Furnished, Owner Installed Furniture Drawings, as prepared by Office Resources, Inc. (ORI), dated 06 February 2026.
  2. Vendor Furnished, Vendor Installed Furniture and Casework Drawings, as prepared by Southwest Solutions Group (SSG), dated 12 January 2026.
    - a. Pharmacy Equipment – Vendor Furnished, Vendor Installed, as specified by Script Pro.
  3. Owner Furnished, Contractor Installed Modular Casework Drawings, as prepared by the Midmark Corporation, **dated 06 April 2026 (Revision 3)**.

*\*\*Contractor to Notify Project Manager and Architect if the above documents cannot be accessed.*

**PART 2 PRODUCTS (Not Applicable)**

**PART 3 EXECUTION (Not Applicable)**

**END OF SECTION**



## Project Information

**Project Name:** UK Bluegrass Care Clinic

**Facility Address:** 3101 Beaumont Centre Circle Lexington, KY

**Project #:** MS220996

**Phase:** 04

**Rev:** 3

**Date:** 4/6/2026

**Project Rep:** Keith Parsons  
kparsons@midmark.com

**Designer:** Shannon Schwieterman  
sschwieterman@midmark.com

**Phone:** 1-800-MIDMARK

## Project Disclaimers

N/A



# Midmark Quotation

## Terms & Conditions

### Project Information:

**Project Name:** UK Bluegrass Care Clinic  
**Project #:** MS220996 **Phase:** 04 **Rev:** 3  
**Agreement:** Medical 2026 Vizient Pricing (Tier 4)

### Midmark Rep Information:

**Project Rep:** Keith Parsons  
**Email:** kparsons@midmark.com

### Designer Information:

**Designer:** Shannon Schwieterman  
**Email:** sschwieterman@midmark.com  
**Phone:** 1-800-MIDMARK

### Midmark Order Policy

- Signed drawings and verified field measurements (if applicable) are required before an order can be placed. For questions regarding these details, refer to your Midmark Representative.
- Installation may be included in your quote. If installation is included, a Statement of Work will accompany the quote (exclusions apply). If installation is not included, please request a quote.
- Order needs to be placed with an authorized Midmark Distributor.
- Taxes and plumbing hook-ups are not included in the pricing.

### Order Changes

- All changes should happen before the receipt of the order.
- Order changes made after receipt of an order may incur a change fee and a shipping date change. This fee will cover materials, labor, and handling costs.
- All changes must be submitted in writing. Upon review and approval of changes, the order will be moved to the next ship date.

### Delayed/Rescheduled Ship Dates

- Requests to reschedule orders that have not been built will be move to the next available ship date.
- Request to reschedule or delay shipment of orders that have been built will incur storage and handling fees until shipped.

### Order Cancellation

- Cancellation 48 hours from the time of order placement is subject to penalty. An assessment will be made at the time of cancellation to determine the amount of penalty, including material, labor, and handling costs.
- Cancellation must be received in writing. Non-standard color and custom configuration orders may not be canceled without penalty.

### Return of Merchandise

- Made-to-order products (including but not limited to: Cabinetry, Containment, Workstations) or non-standard colors are non-returnable.

### Shipping & Receiving Policy

- Orders shipped via common LTL or full truckload carrier.
- Please specify your preferred delivery date. The preferred delivery date is not guaranteed based on Midmark lead time and the carrier's availability.
- Please specify if the delivery site is NOT able to accept delivery on a full-size 53' truck and trailer, if there are steps at the delivery site, or if your location requires special delivery accommodations.
- Optional delivery services available for additional charges may include lift gate, customer-assisted inside delivery, white glove delivery, and guaranteed delivery. Contact your Midmark Representative for a quote on optional delivery services.
- Report any damaged goods or short shipments to the freight carrier and contact Midmark Corporation immediately. If concealed damage is found, it must be reported within 5 days of delivery or the time allowed based on the National Motor Freight Classification's standard, whichever is less.

### Lead Times

- Contact your Midmark Sales Representative as current lead times are dynamic due to the global supply chain disruption.

### Contract/GPO Agreement Pricing

- End customer location must be an active member of the GPO prior to order being placed or Midmark reserves the right to modify the quote.
- Order to be placed through contract eligible Midmark dealer.







www.midmark.com  
 design@midmark.com  
 Phone: 1-800-MIDMARK

**Project Name:** UK Bluegrass Care Clinic

**Project #:** MS220996

**Phase:** 04

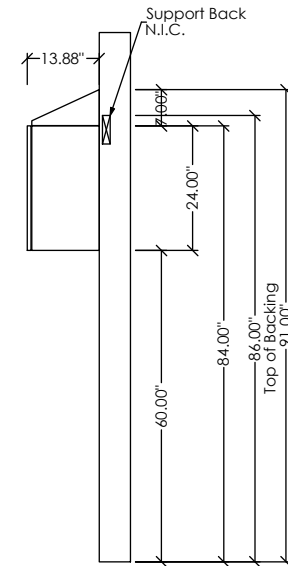
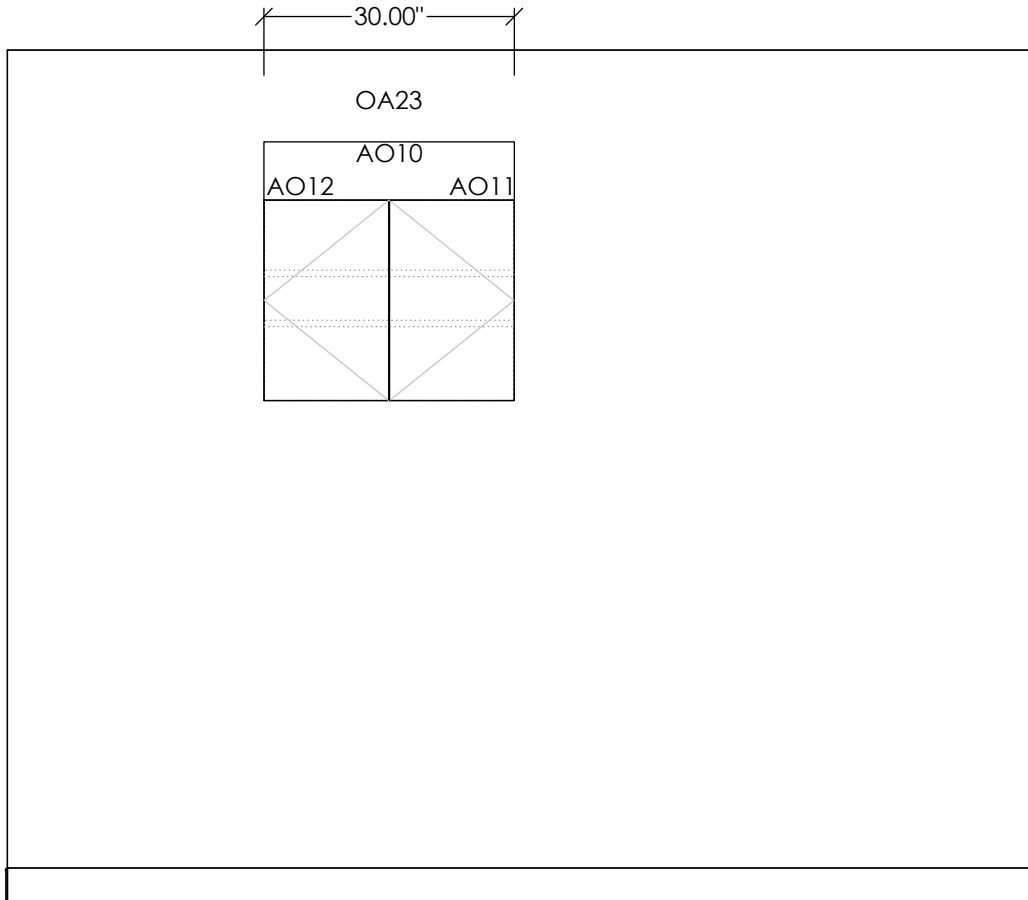
**Rev:** 3

**Signed Drawings Required To  
Process Order**

<b>Base Finish:</b>	N/A	<b>Tasklights:</b>	N/A	<b>Sinks:</b>	N/A
<b>Upper Finish:</b>	794-Dune	<b>Top Material:</b>	None	<b>Faucets:</b>	N/A
<b>Panel Styles:</b>	Cove	<b>Top Profile:</b>	N/A	<b>Grommets:</b>	N/A
<b>Handles:</b>	N/A	<b>Top Color:</b>	N/A	<b>Ultrasonics:</b>	N/A
<b>Locks:</b>	N/A	<b>Note:</b>	N/A	<b>Note:</b>	N/A
<b>Key Number:</b>	N/A	<b>Note:</b>	N/A		

(Signature)

(Date)





www.midmark.com  
 design@midmark.com  
 Phone: 1-800-MIDMARK

**Project Name:** UK Bluegrass Care Clinic

**Project #:** MS220996

**Phase:** 04

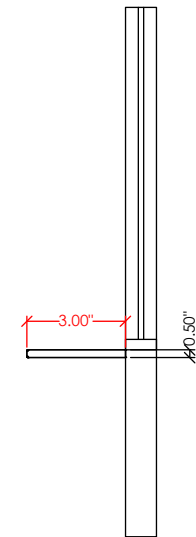

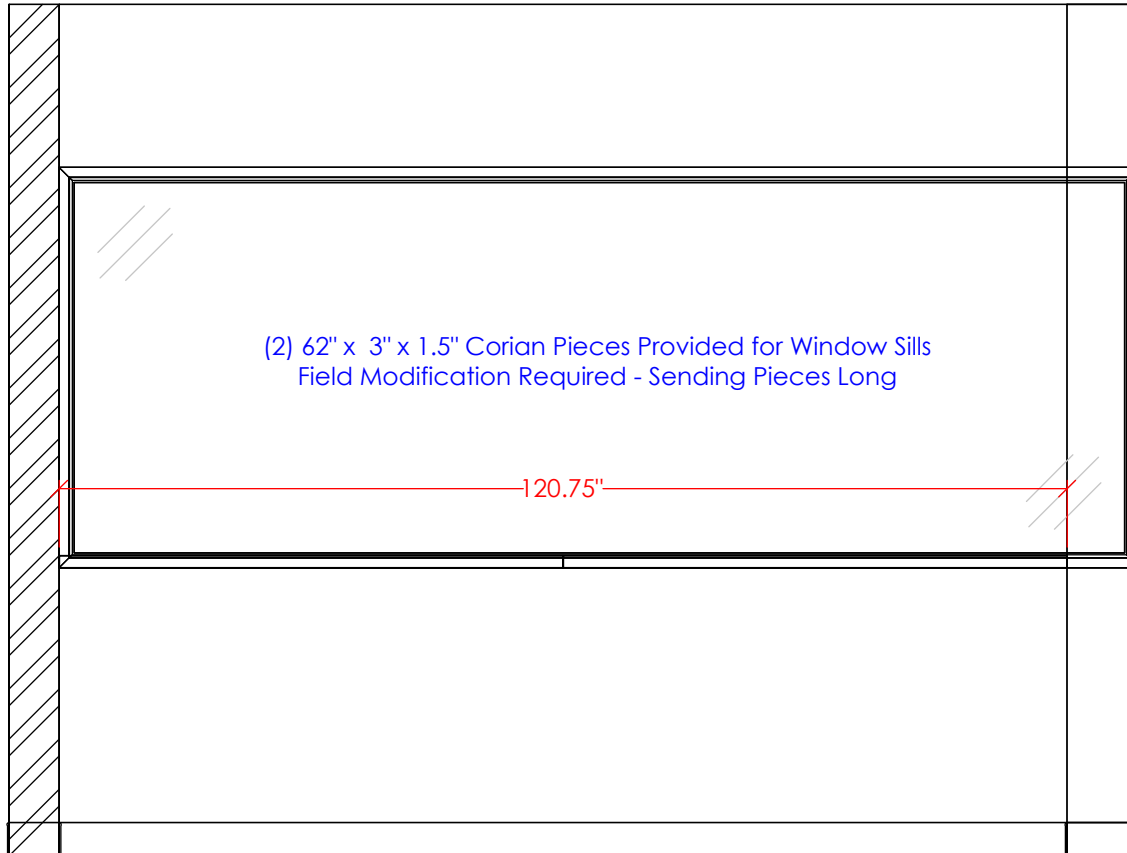
**Rev:** 3

**Signed Drawings Required To Process Order**

<b>Base Finish:</b>	794-Dune	<b>Tasklights:</b>	N/A	<b>Sinks:</b>	N/A
<b>Upper Finish:</b>	N/A	<b>Top Material:</b>	Solid Surface	<b>Faucets:</b>	N/A
<b>Panel Styles:</b>	Cove	<b>Top Profile:</b>	Rolled Edge No Backsplash	<b>Grommets:</b>	N/A
<b>Handles:</b>	N/A	<b>Top Color:</b>	999-Corian Savannah	<b>Ultrasonics:</b>	N/A
<b>Locks:</b>	N/A	<b>Note:</b>	Special Color(s); Extended Lead Time	<b>Note:</b>	N/A
<b>Key Number:</b>	N/A	<b>Note:</b>	Field Measurement Required		

(Signature)

(Date)



117A Workroom Sill (1-W)



www.midmark.com  
 design@midmark.com  
 Phone: 1-800-MIDMARK

**Project Name:** UK Bluegrass Care Clinic

**Project #:** MS220996

**Phase:** 04

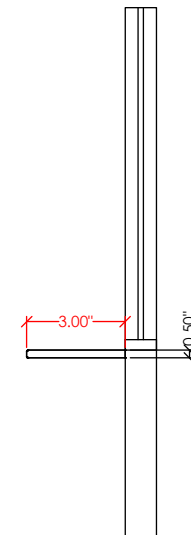
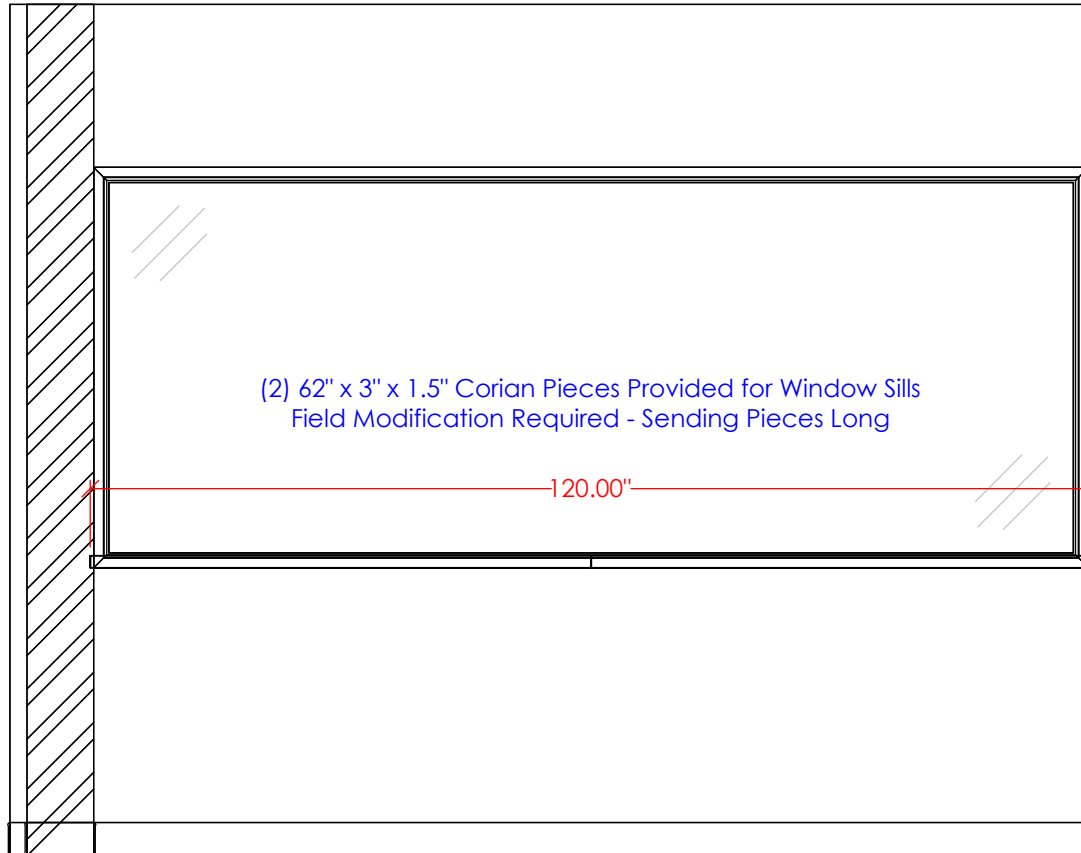
**Rev:** 3

**Signed Drawings Required To Process Order**

<b>Base Finish:</b>	794-Dune	<b>Tasklights:</b>	N/A	<b>Sinks:</b>	N/A
<b>Upper Finish:</b>	N/A	<b>Top Material:</b>	Solid Surface	<b>Faucets:</b>	N/A
<b>Panel Styles:</b>	Cove	<b>Top Profile:</b>	Rolled Edge No Backsplash	<b>Grommets:</b>	N/A
<b>Handles:</b>	N/A	<b>Top Color:</b>	999-Corian Savannah	<b>Ultrasonics:</b>	N/A
<b>Locks:</b>	N/A	<b>Note:</b>	Special Color(s); Extended Lead Time	<b>Note:</b>	N/A
<b>Key Number:</b>	N/A	<b>Note:</b>	Field Measurement Required		

(Signature)

(Date)



117A Workroom Sill (2-NW)



www.midmark.com  
 design@midmark.com  
 Phone: 1-800-MIDMARK

**Project Name:** UK Bluegrass Care Clinic

**Project #:** MS220996

**Phase:** 04

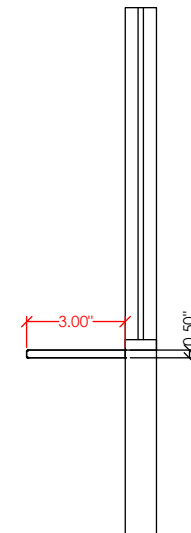

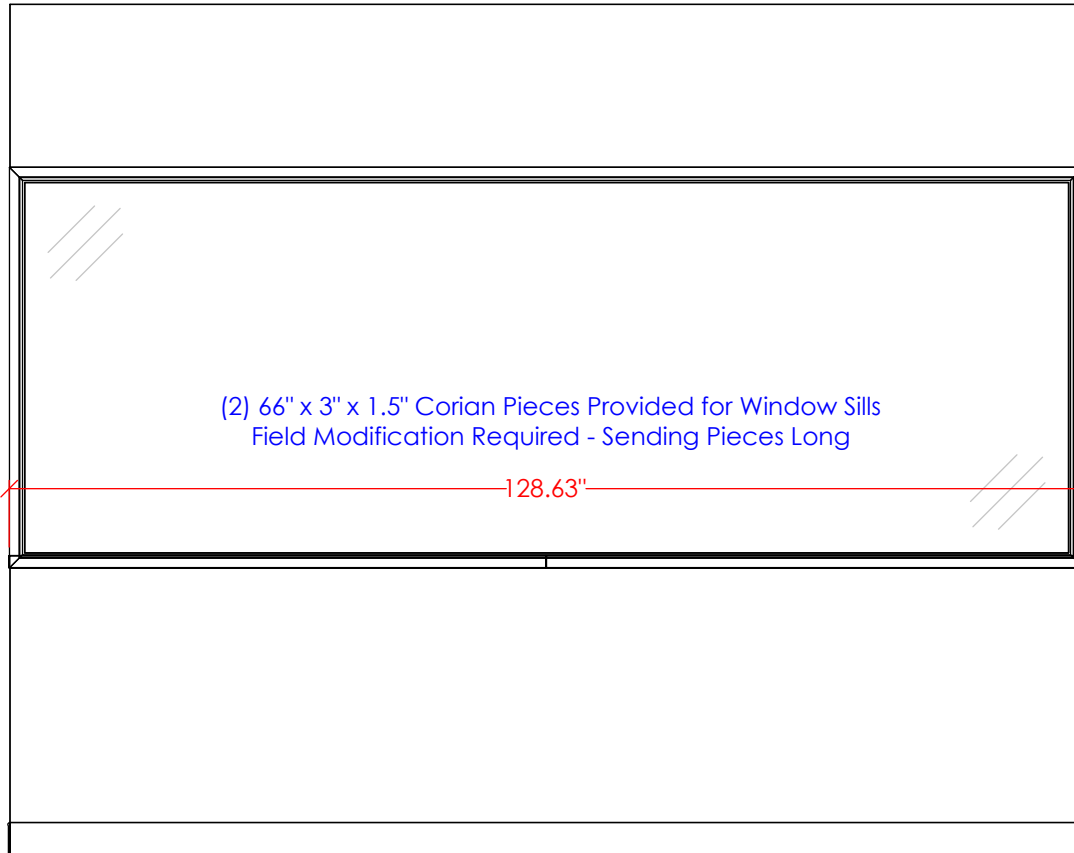
**Rev:** 3

**Signed Drawings Required To Process Order**

<b>Base Finish:</b>	794-Dune	<b>Tasklights:</b>	N/A	<b>Sinks:</b>	N/A
<b>Upper Finish:</b>	N/A	<b>Top Material:</b>	Solid Surface	<b>Faucets:</b>	N/A
<b>Panel Styles:</b>	Cove	<b>Top Profile:</b>	Rolled Edge No Backsplash	<b>Grommets:</b>	N/A
<b>Handles:</b>	N/A	<b>Top Color:</b>	999-Corian Savannah	<b>Ultrasonics:</b>	N/A
<b>Locks:</b>	N/A	<b>Note:</b>	Special Color(s); Extended Lead Time	<b>Note:</b>	N/A
<b>Key Number:</b>	N/A	<b>Note:</b>	Field Measurement Required		

(Signature)

(Date)





www.midmark.com  
design@midmark.com  
Phone: 1-800-MIDMARK

**Project Name:** UK Bluegrass Care Clinic

**Project #:** MS220996

**Phase:** 04

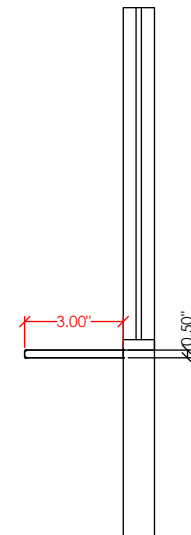
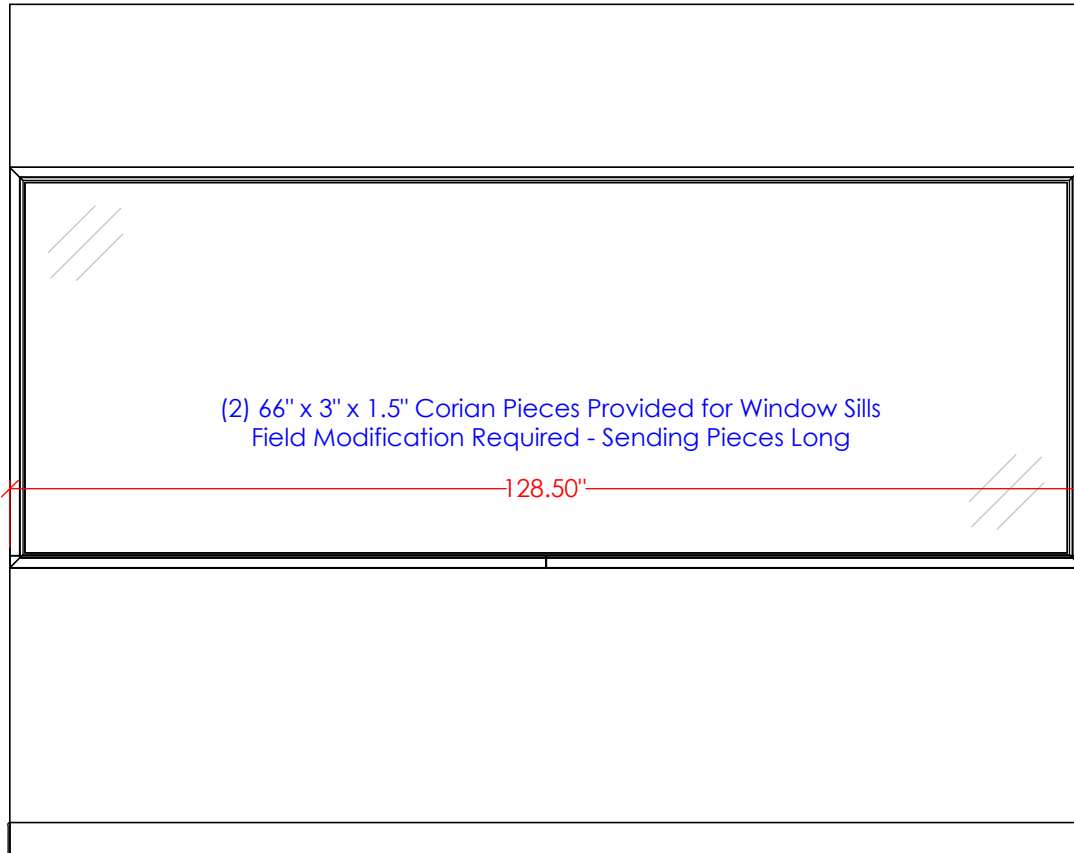
**Rev:** 3

**Signed Drawings Required To  
Process Order**

<b>Base Finish:</b>	794-Dune	<b>Tasklights:</b>	N/A	<b>Sinks:</b>	N/A
<b>Upper Finish:</b>	N/A	<b>Top Material:</b>	Solid Surface	<b>Faucets:</b>	N/A
<b>Panel Styles:</b>	Cove	<b>Top Profile:</b>	Rolled Edge No Backsplash	<b>Grommets:</b>	N/A
<b>Handles:</b>	N/A	<b>Top Color:</b>	999-Corian Savannah	<b>Ultrasonics:</b>	N/A
<b>Locks:</b>	N/A	<b>Note:</b>	Special Color(s); Extended Lead Time	<b>Note:</b>	N/A
<b>Key Number:</b>	N/A	<b>Note:</b>	Field Measurement Required		

\_\_\_\_\_  
**(Signature)**

\_\_\_\_\_  
**(Date)**





www.midmark.com  
 design@midmark.com  
 Phone: 1-800-MIDMARK

**Project Name:** UK Bluegrass Care Clinic

**Project #:** MS220996

**Phase:** 04

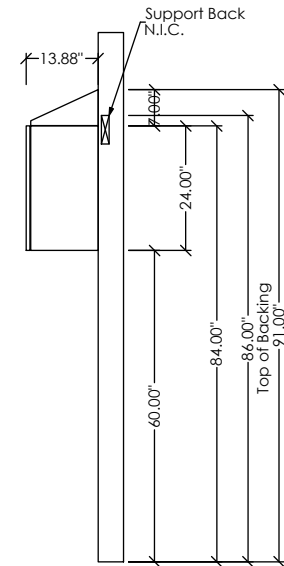
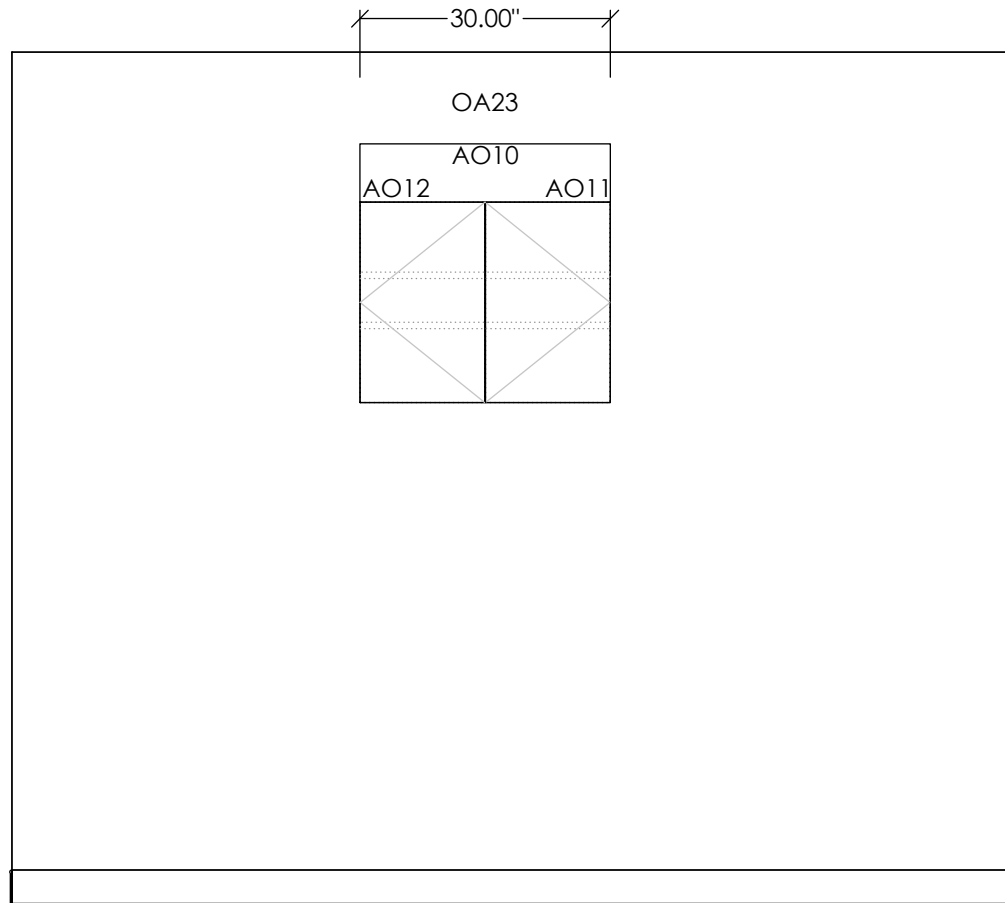
**Rev:** 3

**Signed Drawings Required To  
 Process Order**

<b>Base Finish:</b>	N/A	<b>Tasklights:</b>	N/A	<b>Sinks:</b>	N/A
<b>Upper Finish:</b>	794-Dune	<b>Top Material:</b>	None	<b>Faucets:</b>	N/A
<b>Panel Styles:</b>	Cove	<b>Top Profile:</b>	N/A	<b>Grommets:</b>	N/A
<b>Handles:</b>	N/A	<b>Top Color:</b>	N/A	<b>Ultrasonics:</b>	N/A
<b>Locks:</b>	N/A	<b>Note:</b>	N/A	<b>Note:</b>	N/A
<b>Key Number:</b>	N/A	<b>Note:</b>	N/A		

(Signature)

(Date)





www.midmark.com  
 design@midmark.com  
 Phone: 1-800-MIDMARK

**Project Name:** UK Bluegrass Care Clinic

**Project #:** MS220996

**Phase:** 04

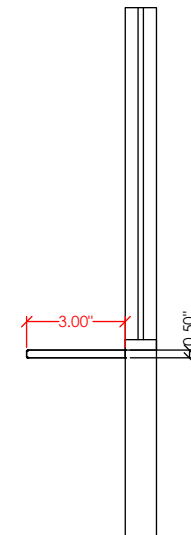
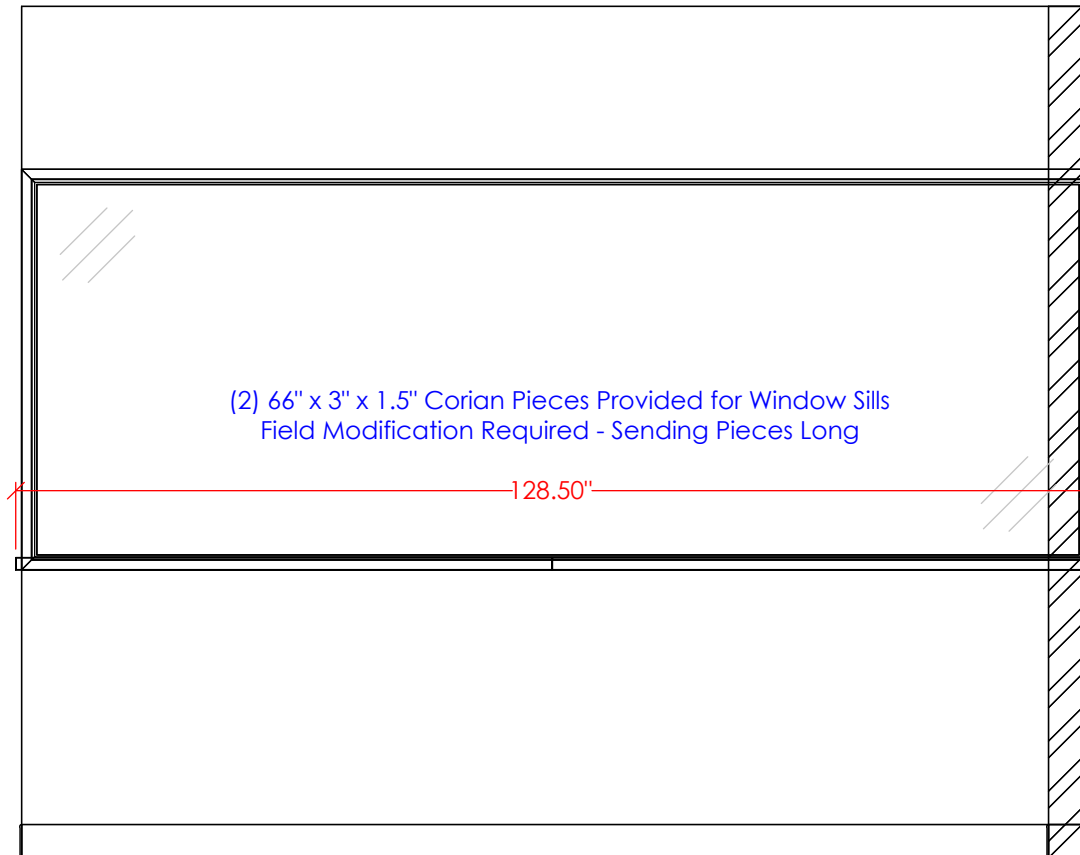

**Rev:** 3

**Signed Drawings Required To Process Order**

<b>Base Finish:</b>	794-Dune	<b>Tasklights:</b>	N/A	<b>Sinks:</b>	N/A
<b>Upper Finish:</b>	N/A	<b>Top Material:</b>	Solid Surface	<b>Faucets:</b>	N/A
<b>Panel Styles:</b>	Cove	<b>Top Profile:</b>	Rolled Edge No Backsplash	<b>Grommets:</b>	N/A
<b>Handles:</b>	N/A	<b>Top Color:</b>	999-Corian Savannah	<b>Ultrasonics:</b>	N/A
<b>Locks:</b>	N/A	<b>Note:</b>	Special Color(s); Extended Lead Time	<b>Note:</b>	N/A
<b>Key Number:</b>	N/A	<b>Note:</b>	Field Measurement Required		

(Signature)

(Date)





www.midmark.com  
 design@midmark.com  
 Phone: 1-800-MIDMARK

**Project Name:** UK Bluegrass Care Clinic

**Project #:** MS220996

**Phase:** 04

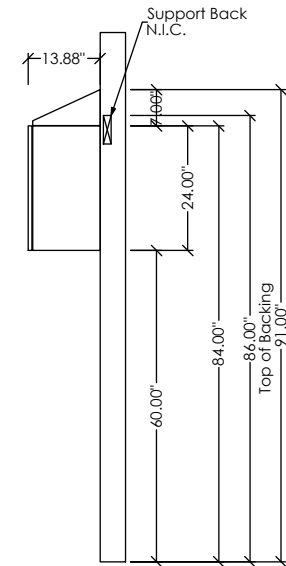
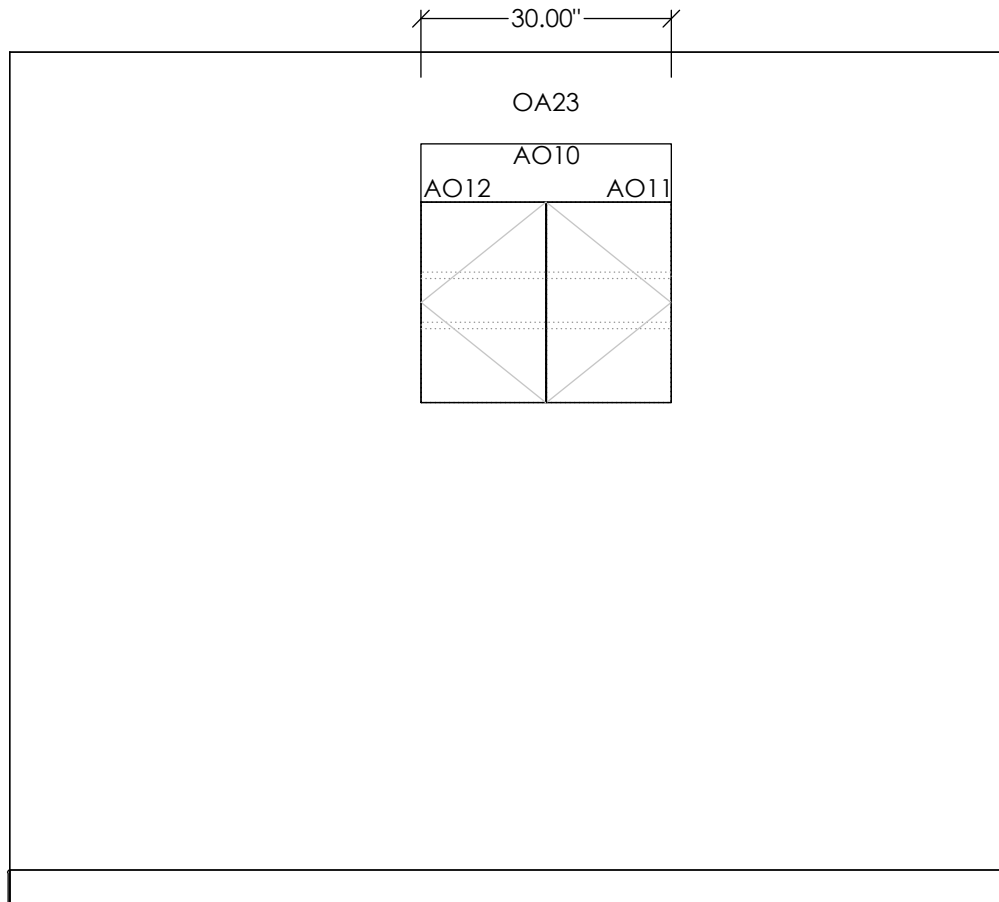
**Rev:** 3

**Signed Drawings Required To  
 Process Order**

<b>Base Finish:</b>	N/A	<b>Tasklights:</b>	N/A	<b>Sinks:</b>	N/A
<b>Upper Finish:</b>	794-Dune	<b>Top Material:</b>	None	<b>Faucets:</b>	N/A
<b>Panel Styles:</b>	Cove	<b>Top Profile:</b>	N/A	<b>Grommets:</b>	N/A
<b>Handles:</b>	N/A	<b>Top Color:</b>	N/A	<b>Ultrasonics:</b>	N/A
<b>Locks:</b>	N/A	<b>Note:</b>	N/A	<b>Note:</b>	N/A
<b>Key Number:</b>	N/A	<b>Note:</b>	N/A		

(Signature)

(Date)





www.midmark.com  
 design@midmark.com  
 Phone: 1-800-MIDMARK

**Project Name:** UK Bluegrass Care Clinic

**Project #:** MS220996

**Phase:** 04

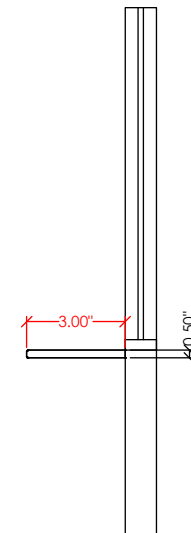
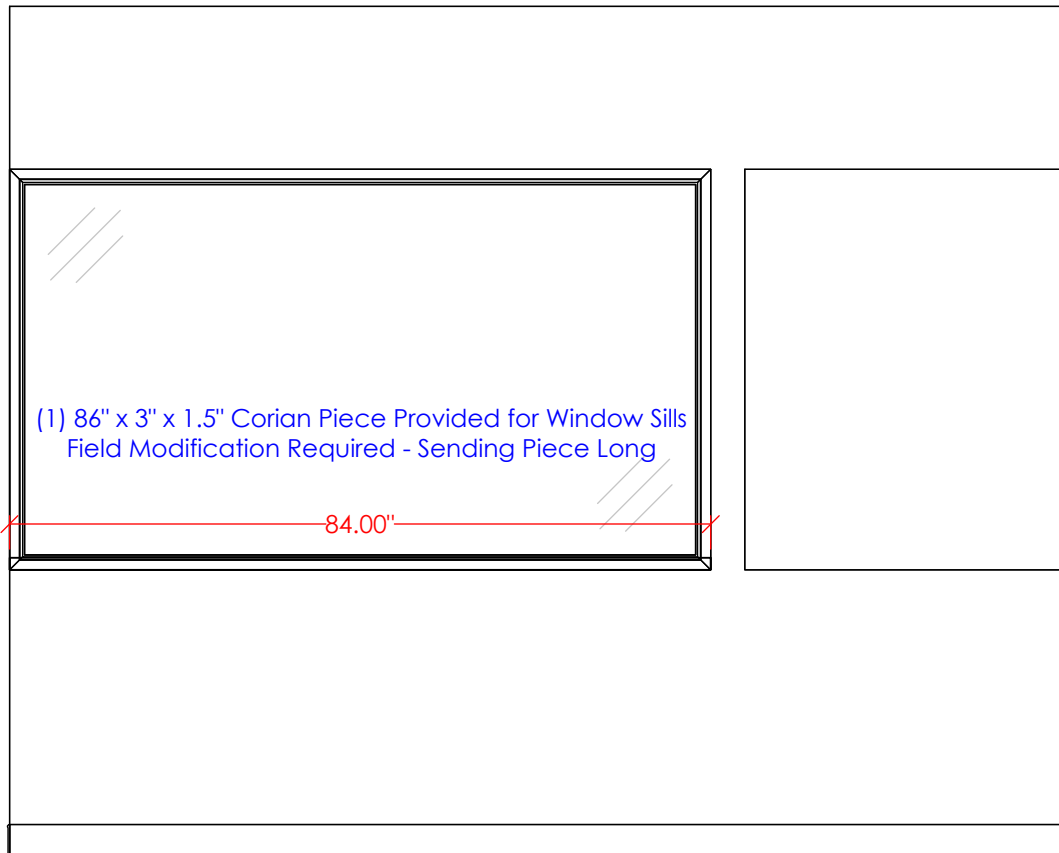
**Rev:** 3

**Signed Drawings Required To Process Order**

<b>Base Finish:</b>	794-Dune	<b>Tasklights:</b>	N/A	<b>Sinks:</b>	N/A
<b>Upper Finish:</b>	N/A	<b>Top Material:</b>	Solid Surface	<b>Faucets:</b>	N/A
<b>Panel Styles:</b>	Cove	<b>Top Profile:</b>	Rolled Edge No Backsplash	<b>Grommets:</b>	N/A
<b>Handles:</b>	N/A	<b>Top Color:</b>	999-Corian Savannah	<b>Ultrasonics:</b>	N/A
<b>Locks:</b>	N/A	<b>Note:</b>	Special Color(s); Extended Lead Time	<b>Note:</b>	N/A
<b>Key Number:</b>	N/A	<b>Note:</b>	Field Measurement Required		

(Signature)

(Date)





www.midmark.com  
 design@midmark.com  
 Phone: 1-800-MIDMARK

**Project Name:** UK Bluegrass Care Clinic

**Project #:** MS220996

**Phase:** 04

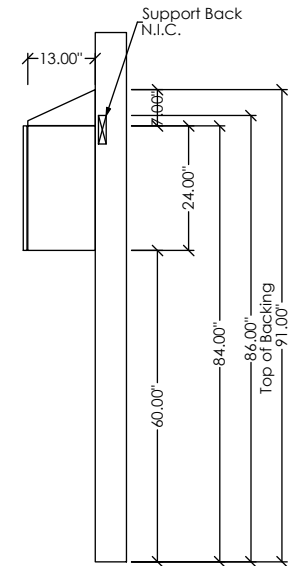
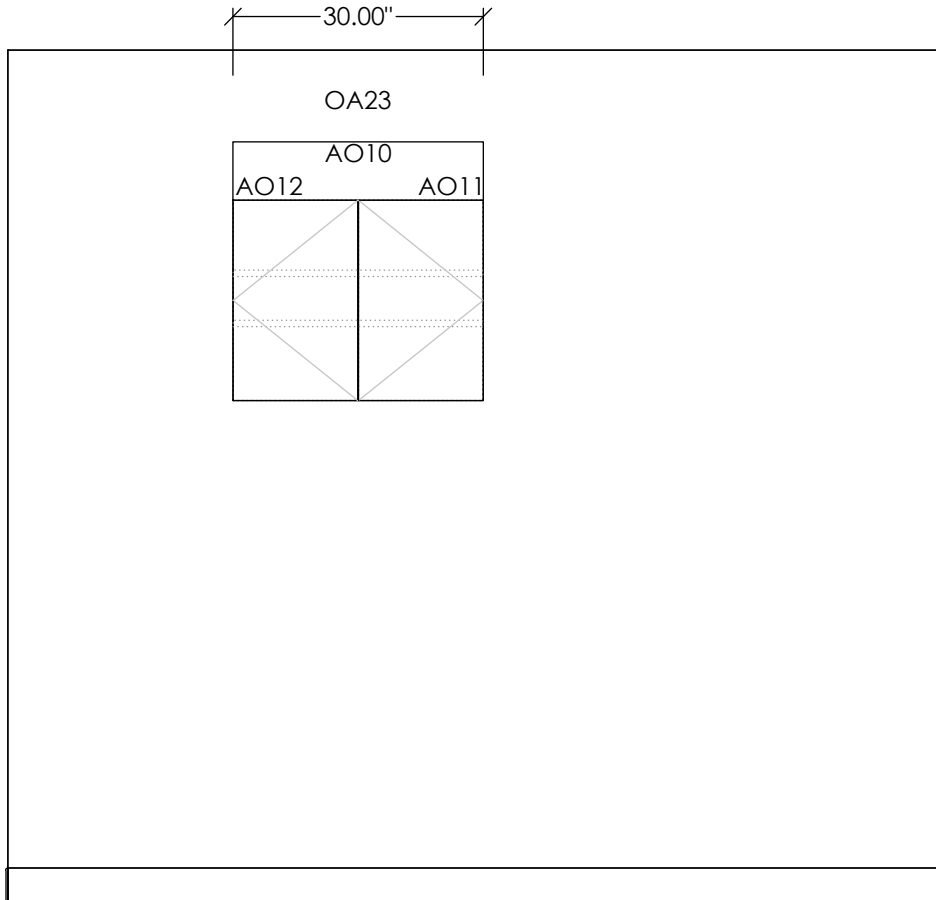
**Rev:** 3

**Signed Drawings Required To  
Process Order**

<b>Base Finish:</b>	N/A	<b>Tasklights:</b>	N/A	<b>Sinks:</b>	N/A
<b>Upper Finish:</b>	794-Dune	<b>Top Material:</b>	None	<b>Faucets:</b>	N/A
<b>Panel Styles:</b>	Cove	<b>Top Profile:</b>	N/A	<b>Grommets:</b>	N/A
<b>Handles:</b>	N/A	<b>Top Color:</b>	N/A	<b>Ultrasonics:</b>	N/A
<b>Locks:</b>	N/A	<b>Note:</b>	N/A	<b>Note:</b>	N/A
<b>Key Number:</b>	N/A	<b>Note:</b>	N/A		

(Signature)

(Date)





www.midmark.com  
 design@midmark.com  
 Phone: 1-800-MIDMARK

**Project Name:** UK Bluegrass Care Clinic

**Project #:** MS220996

**Phase:** 04

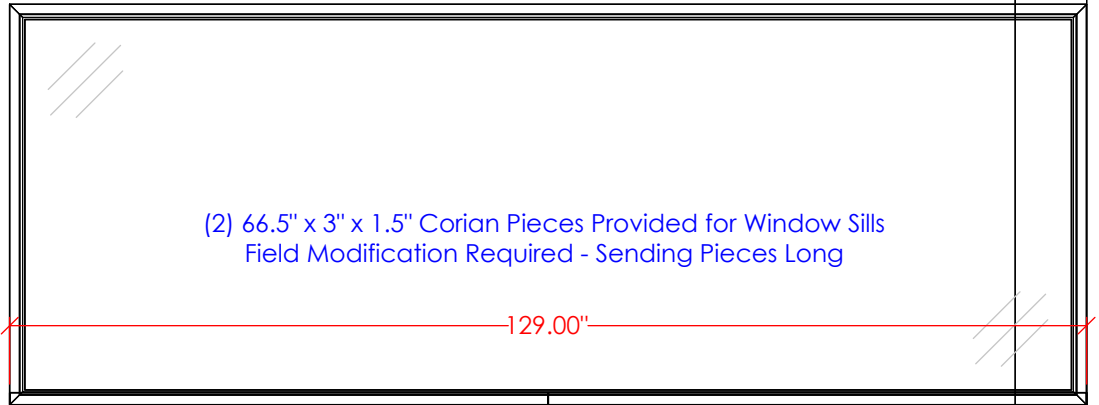
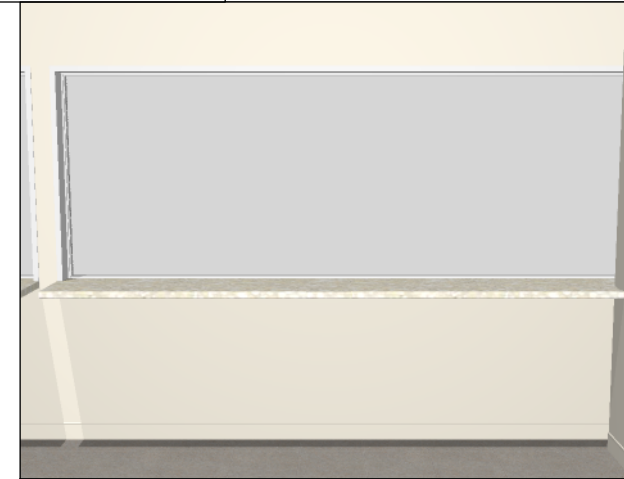
**Rev:** 3

**Signed Drawings Required To  
Process Order**

<b>Base Finish:</b>	794-Dune	<b>Tasklights:</b>	N/A	<b>Sinks:</b>	N/A
<b>Upper Finish:</b>	N/A	<b>Top Material:</b>	Solid Surface	<b>Faucets:</b>	N/A
<b>Panel Styles:</b>	Cove	<b>Top Profile:</b>	Rolled Edge No Backsplash	<b>Grommets:</b>	N/A
<b>Handles:</b>	N/A	<b>Top Color:</b>	999-Corian Savannah	<b>Ultrasonics:</b>	N/A
<b>Locks:</b>	N/A	<b>Note:</b>	Special Color(s); Extended Lead Time	<b>Note:</b>	N/A
<b>Key Number:</b>	N/A	<b>Note:</b>	Field Measurement Required		

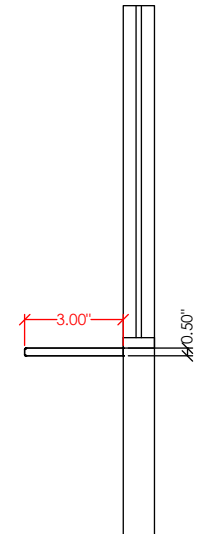
(Signature)

(Date)



(2) 66.5" x 3" x 1.5" Corian Pieces Provided for Window Sills  
 Field Modification Required - Sending Pieces Long

129.00"





www.midmark.com  
 design@midmark.com  
 Phone: 1-800-MIDMARK

**Project Name:** UK Bluegrass Care Clinic

**Project #:** MS220996

**Phase:** 04

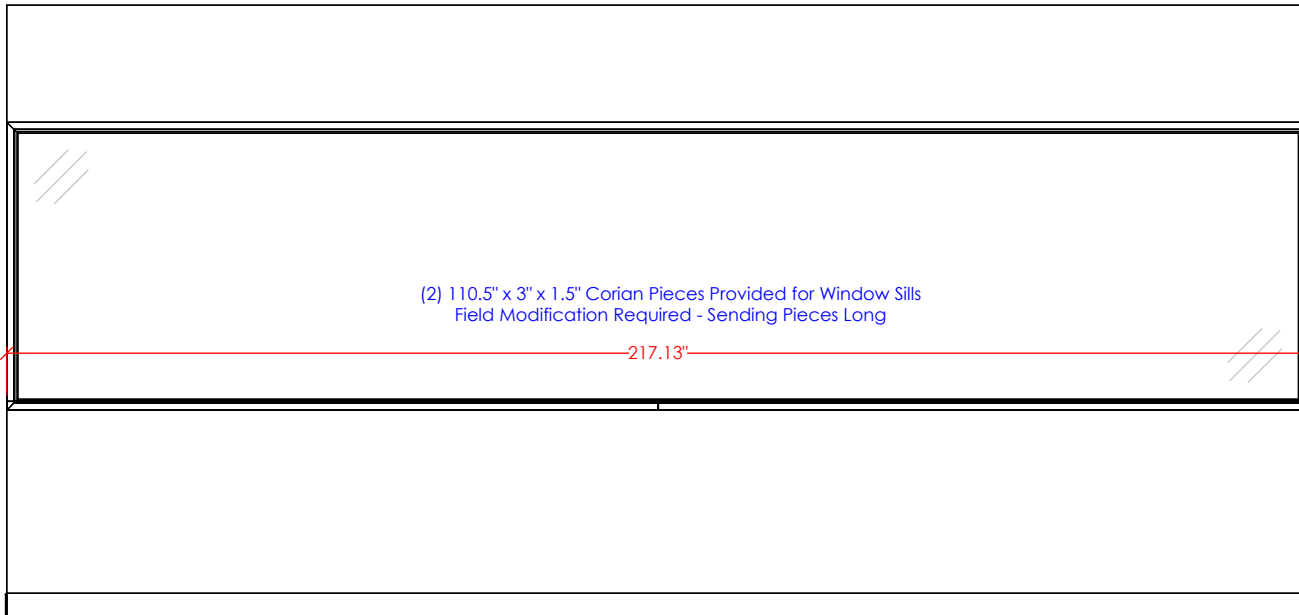

**Rev:** 3

**Signed Drawings Required To  
Process Order**

<b>Base Finish:</b>	794-Dune	<b>Tasklights:</b>	N/A	<b>Sinks:</b>	N/A
<b>Upper Finish:</b>	N/A	<b>Top Material:</b>	Solid Surface	<b>Faucets:</b>	N/A
<b>Panel Styles:</b>	Cove	<b>Top Profile:</b>	Rolled Edge No Backsplash	<b>Grommets:</b>	N/A
<b>Handles:</b>	N/A	<b>Top Color:</b>	999-Corian Savannah	<b>Ultrasonics:</b>	N/A
<b>Locks:</b>	N/A	<b>Note:</b>	Special Color(s); Extended Lead Time	<b>Note:</b>	N/A
<b>Key Number:</b>	N/A	<b>Note:</b>	Field Measurement Required		

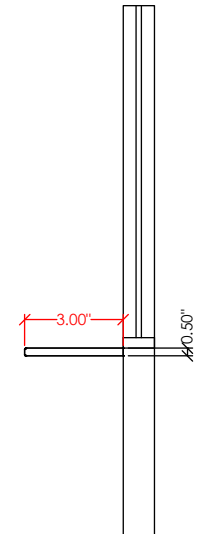
(Signature)

(Date)



(2) 110.5" x 3" x 1.5" Corian Pieces Provided for Window Sills  
 Field Modification Required - Sending Pieces Long

217.13"





www.midmark.com  
design@midmark.com  
Phone: 1-800-MIDMARK

**Project Name:** UK Bluegrass Care Clinic

**Project #:** MS220996

**Phase:** 04

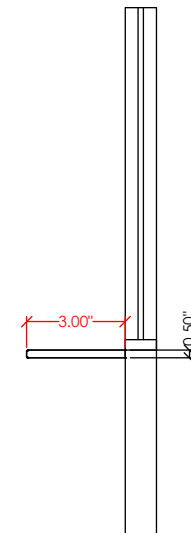
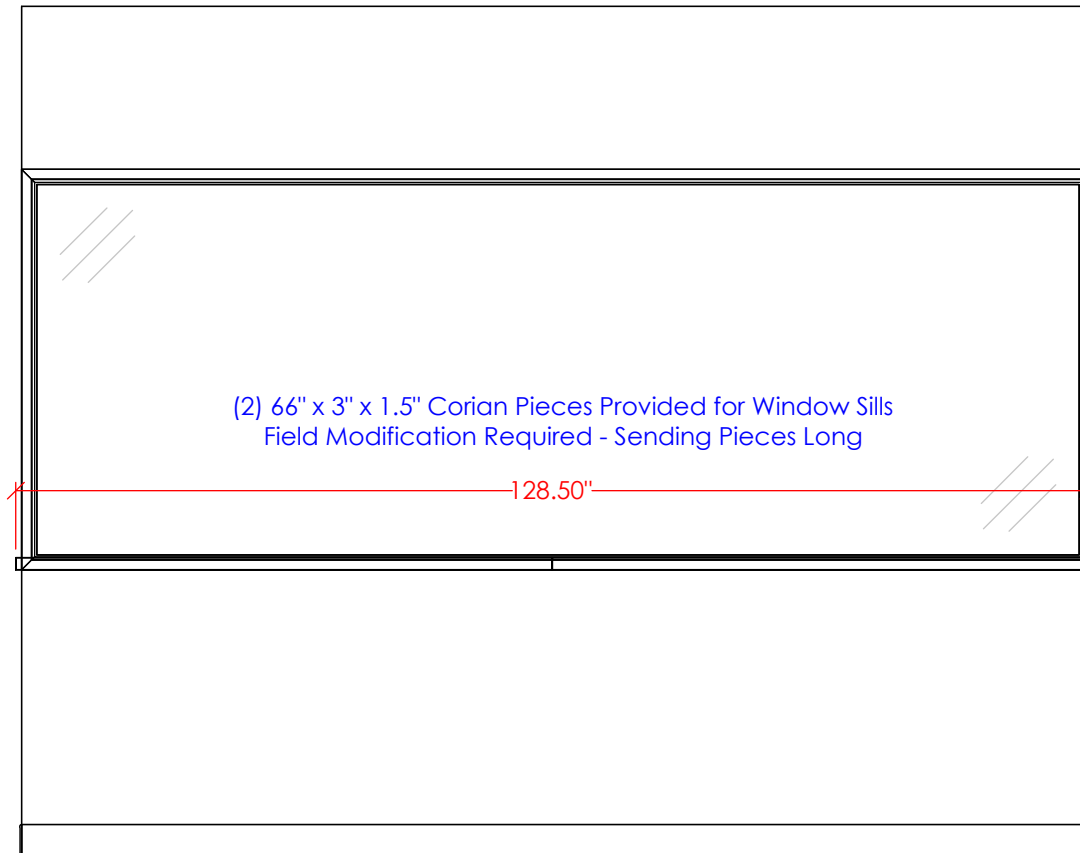
**Rev:** 3

**Signed Drawings Required To Process Order**

<b>Base Finish:</b>	794-Dune	<b>Tasklights:</b>	N/A	<b>Sinks:</b>	N/A
<b>Upper Finish:</b>	N/A	<b>Top Material:</b>	Solid Surface	<b>Faucets:</b>	N/A
<b>Panel Styles:</b>	Cove	<b>Top Profile:</b>	Rolled Edge No Backsplash	<b>Grommets:</b>	N/A
<b>Handles:</b>	N/A	<b>Top Color:</b>	999-Corian Savannah	<b>Ultrasonics:</b>	N/A
<b>Locks:</b>	N/A	<b>Note:</b>	Special Color(s); Extended Lead Time	<b>Note:</b>	N/A
<b>Key Number:</b>	N/A	<b>Note:</b>	Field Measurement Required		

(Signature)

(Date)





www.midmark.com  
design@midmark.com  
Phone: 1-800-MIDMARK

**Project Name:** UK Bluegrass Care Clinic

**Project #:** MS220996

**Phase:** 04

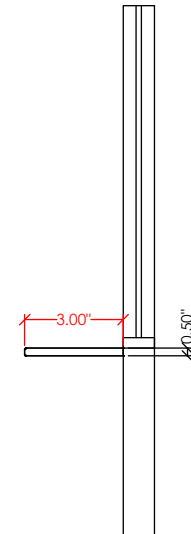
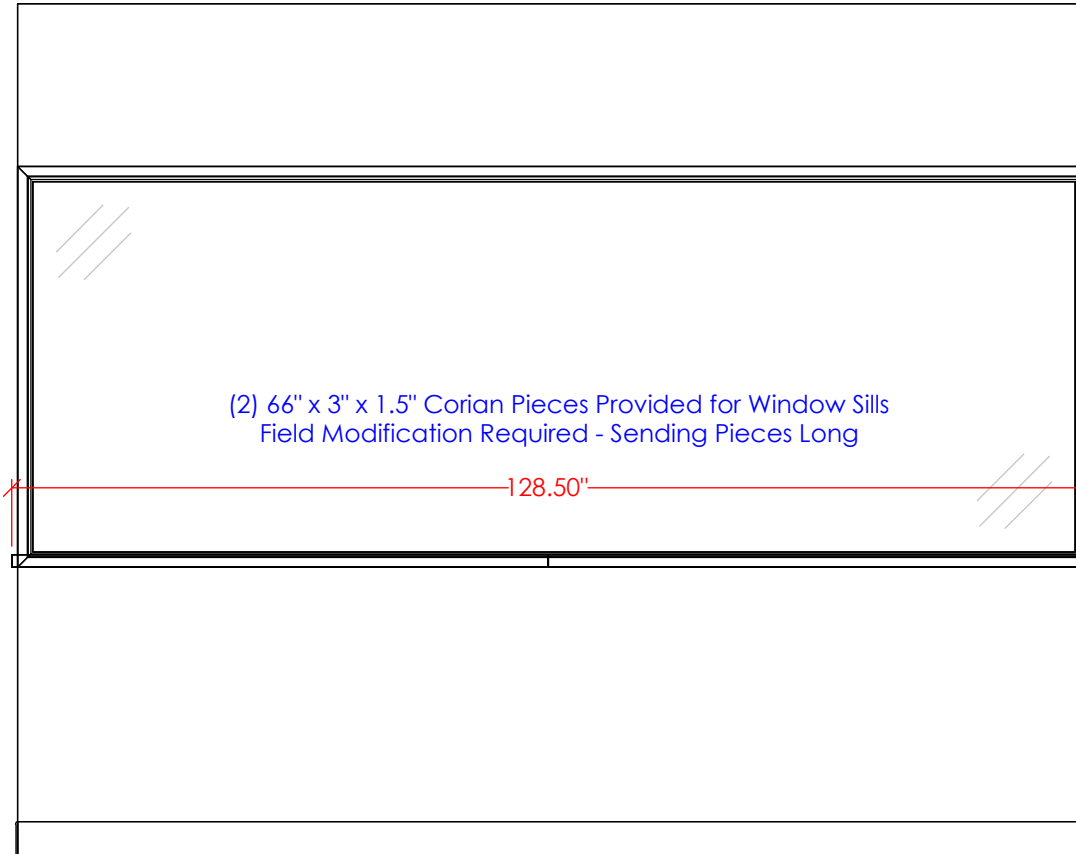
**Rev:** 3

**Signed Drawings Required To  
Process Order**

<b>Base Finish:</b>	794-Dune	<b>Tasklights:</b>	N/A	<b>Sinks:</b>	N/A
<b>Upper Finish:</b>	N/A	<b>Top Material:</b>	Solid Surface	<b>Faucets:</b>	N/A
<b>Panel Styles:</b>	Cove	<b>Top Profile:</b>	Rolled Edge No Backsplash	<b>Grommets:</b>	N/A
<b>Handles:</b>	N/A	<b>Top Color:</b>	999-Corian Savannah	<b>Ultrasonics:</b>	N/A
<b>Locks:</b>	N/A	<b>Note:</b>	Special Color(s); Extended Lead Time	<b>Note:</b>	N/A
<b>Key Number:</b>	N/A	<b>Note:</b>	Field Measurement Required		

(Signature)

(Date)





www.midmark.com  
 design@midmark.com  
 Phone: 1-800-MIDMARK

**Project Name:** UK Bluegrass Care Clinic

**Project #:** MS220996

**Phase:** 04

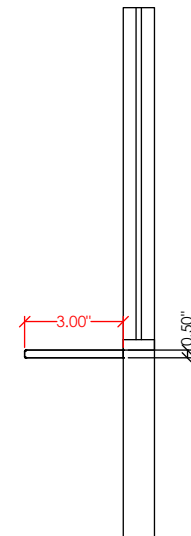
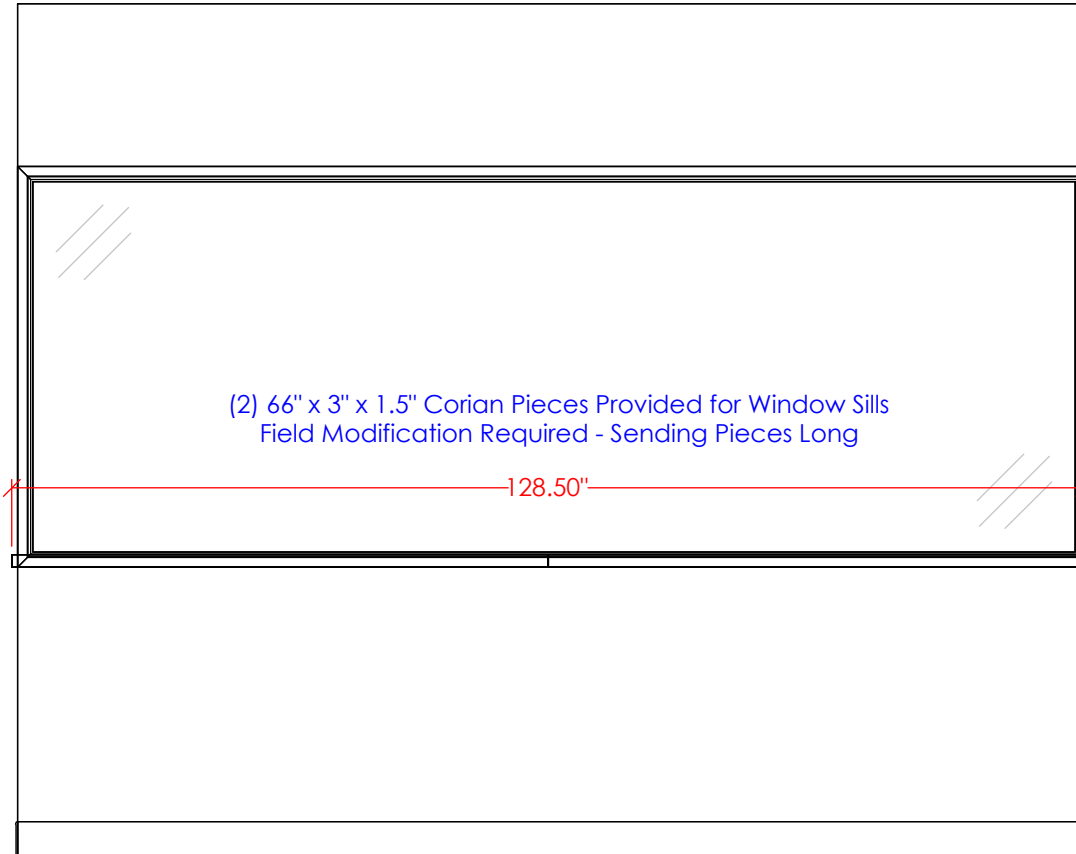
**Rev:** 3

**Signed Drawings Required To Process Order**

<b>Base Finish:</b>	794-Dune	<b>Tasklights:</b>	N/A	<b>Sinks:</b>	N/A
<b>Upper Finish:</b>	N/A	<b>Top Material:</b>	Solid Surface	<b>Faucets:</b>	N/A
<b>Panel Styles:</b>	Cove	<b>Top Profile:</b>	Rolled Edge No Backsplash	<b>Grommets:</b>	N/A
<b>Handles:</b>	N/A	<b>Top Color:</b>	999-Corian Savannah	<b>Ultrasonics:</b>	N/A
<b>Locks:</b>	N/A	<b>Note:</b>	Special Color(s); Extended Lead Time	<b>Note:</b>	N/A
<b>Key Number:</b>	N/A	<b>Note:</b>	Field Measurement Required		

(Signature)

(Date)





www.midmark.com  
 design@midmark.com  
 Phone: 1-800-MIDMARK

**Project Name:** UK Bluegrass Care Clinic

**Project #:** MS220996

**Phase:** 04

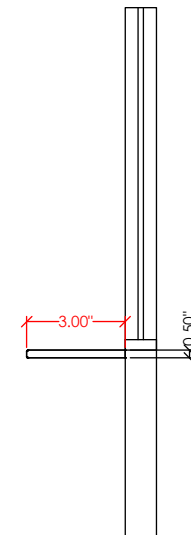

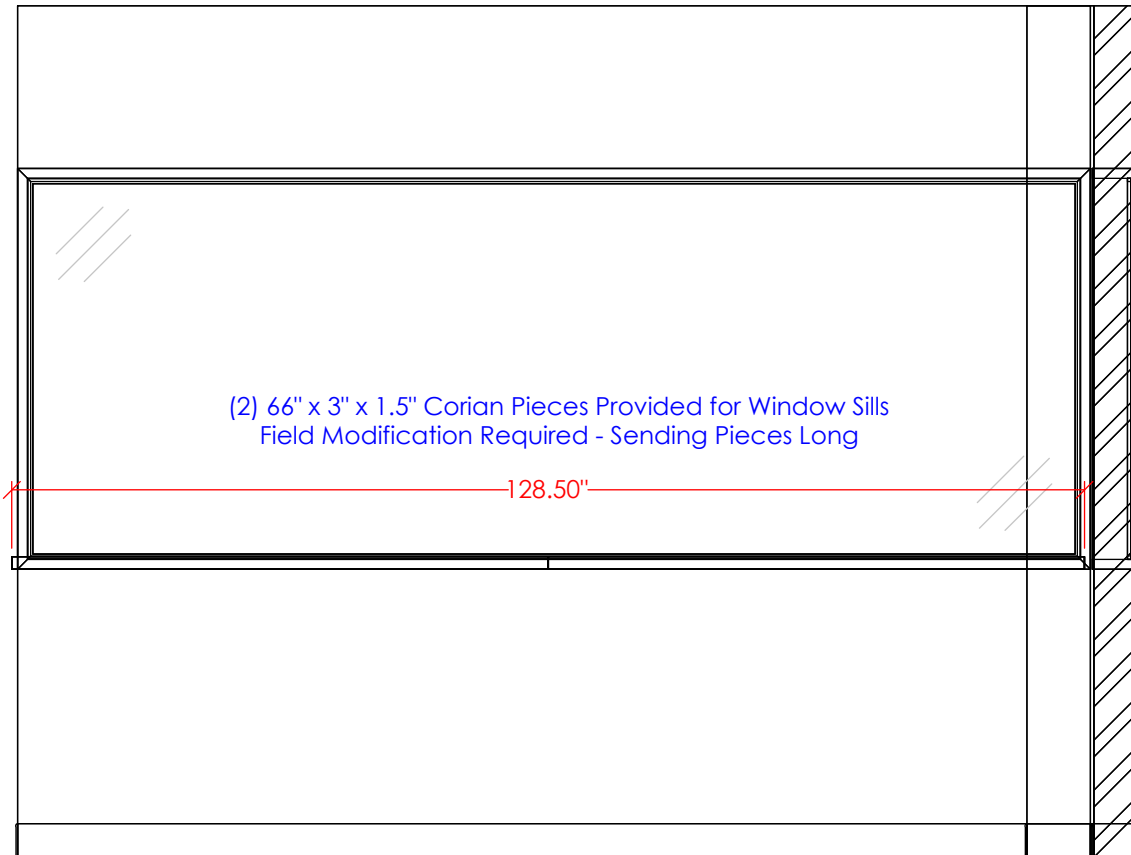
**Rev:** 3

**Signed Drawings Required To  
 Process Order**

<b>Base Finish:</b>	794-Dune	<b>Tasklights:</b>	N/A	<b>Sinks:</b>	N/A
<b>Upper Finish:</b>	N/A	<b>Top Material:</b>	Solid Surface	<b>Faucets:</b>	N/A
<b>Panel Styles:</b>	Cove	<b>Top Profile:</b>	Rolled Edge No Backsplash	<b>Grommets:</b>	N/A
<b>Handles:</b>	N/A	<b>Top Color:</b>	999-Corian Savannah	<b>Ultrasonics:</b>	N/A
<b>Locks:</b>	N/A	<b>Note:</b>	Special Color(s); Extended Lead Time	<b>Note:</b>	N/A
<b>Key Number:</b>	N/A	<b>Note:</b>	Field Measurement Required		

(Signature)

(Date)





www.midmark.com  
design@midmark.com  
Phone: 1-800-MIDMARK

**Project Name:** UK Bluegrass Care Clinic

**Project #:** MS220996

**Phase:** 04

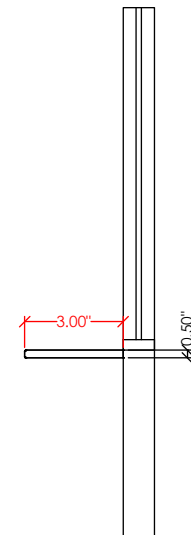
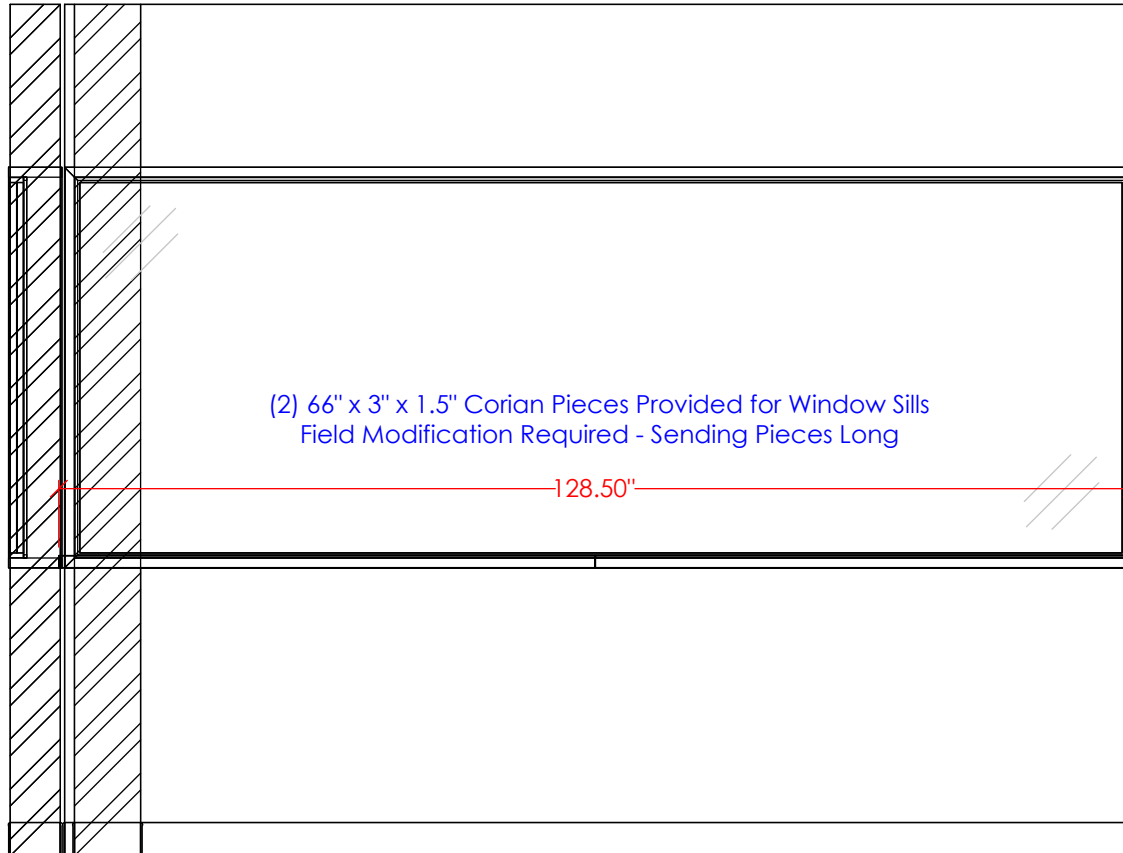
**Rev:** 3

**Signed Drawings Required To Process Order**

<b>Base Finish:</b>	794-Dune	<b>Tasklights:</b>	N/A	<b>Sinks:</b>	N/A
<b>Upper Finish:</b>	N/A	<b>Top Material:</b>	Solid Surface	<b>Faucets:</b>	N/A
<b>Panel Styles:</b>	Cove	<b>Top Profile:</b>	Rolled Edge No Backsplash	<b>Grommets:</b>	N/A
<b>Handles:</b>	N/A	<b>Top Color:</b>	999-Corian Savannah	<b>Ultrasonics:</b>	N/A
<b>Locks:</b>	N/A	<b>Note:</b>	Special Color(s): Extended Lead Time	<b>Note:</b>	N/A
<b>Key Number:</b>	N/A	<b>Note:</b>	Field Measurement Required		

(Signature)

(Date)





www.midmark.com  
 design@midmark.com  
 Phone: 1-800-MIDMARK

**Project Name:** UK Bluegrass Care Clinic

**Project #:** MS220996

**Phase:** 04

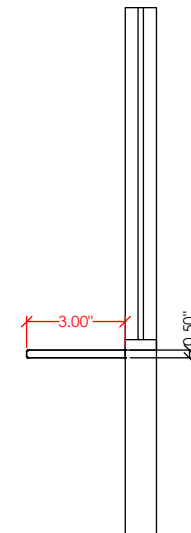
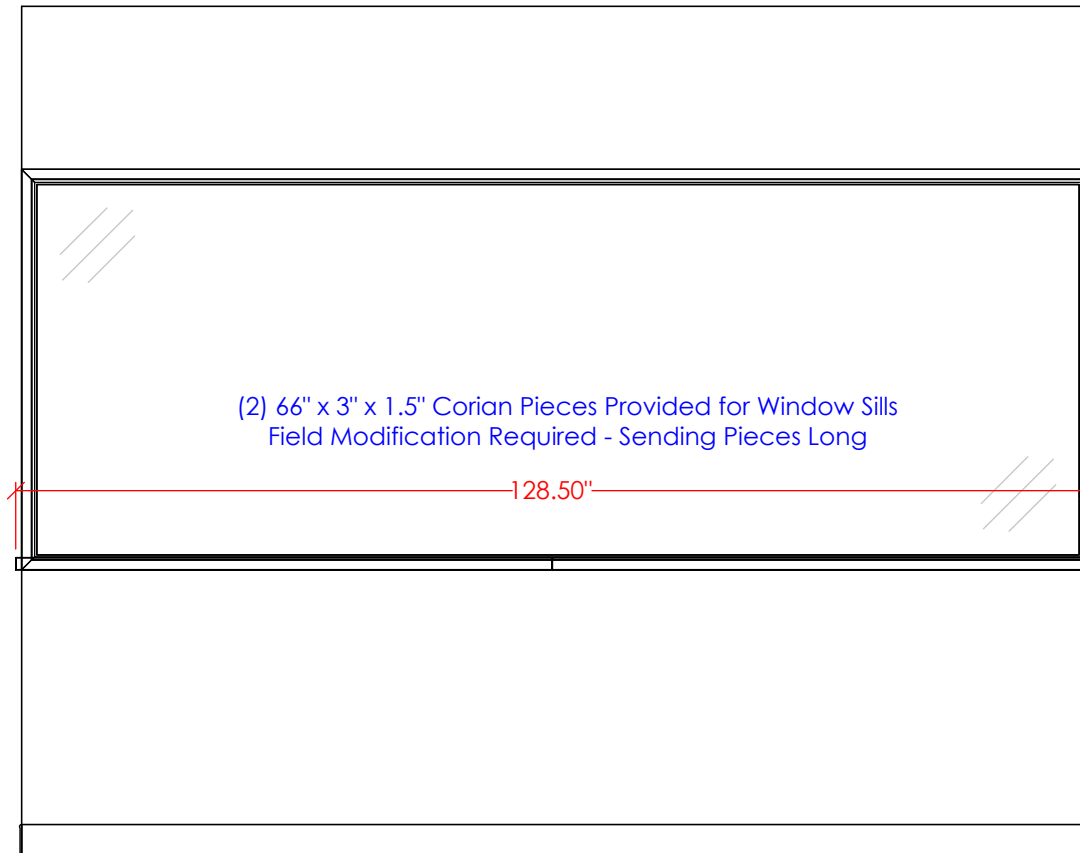
**Rev:** 3

**Signed Drawings Required To Process Order**

<b>Base Finish:</b>	794-Dune	<b>Tasklights:</b>	N/A	<b>Sinks:</b>	N/A
<b>Upper Finish:</b>	N/A	<b>Top Material:</b>	Solid Surface	<b>Faucets:</b>	N/A
<b>Panel Styles:</b>	Cove	<b>Top Profile:</b>	Rolled Edge No Backsplash	<b>Grommets:</b>	N/A
<b>Handles:</b>	N/A	<b>Top Color:</b>	999-Corian Savannah	<b>Ultrasonics:</b>	N/A
<b>Locks:</b>	N/A	<b>Note:</b>	Special Color(s); Extended Lead Time	<b>Note:</b>	N/A
<b>Key Number:</b>	N/A	<b>Note:</b>	Field Measurement Required		

(Signature)

(Date)





www.midmark.com  
 design@midmark.com  
 Phone: 1-800-MIDMARK

**Project Name:** UK Bluegrass Care Clinic

**Project #:** MS220996

**Phase:** 04

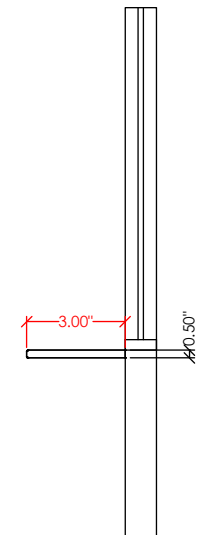
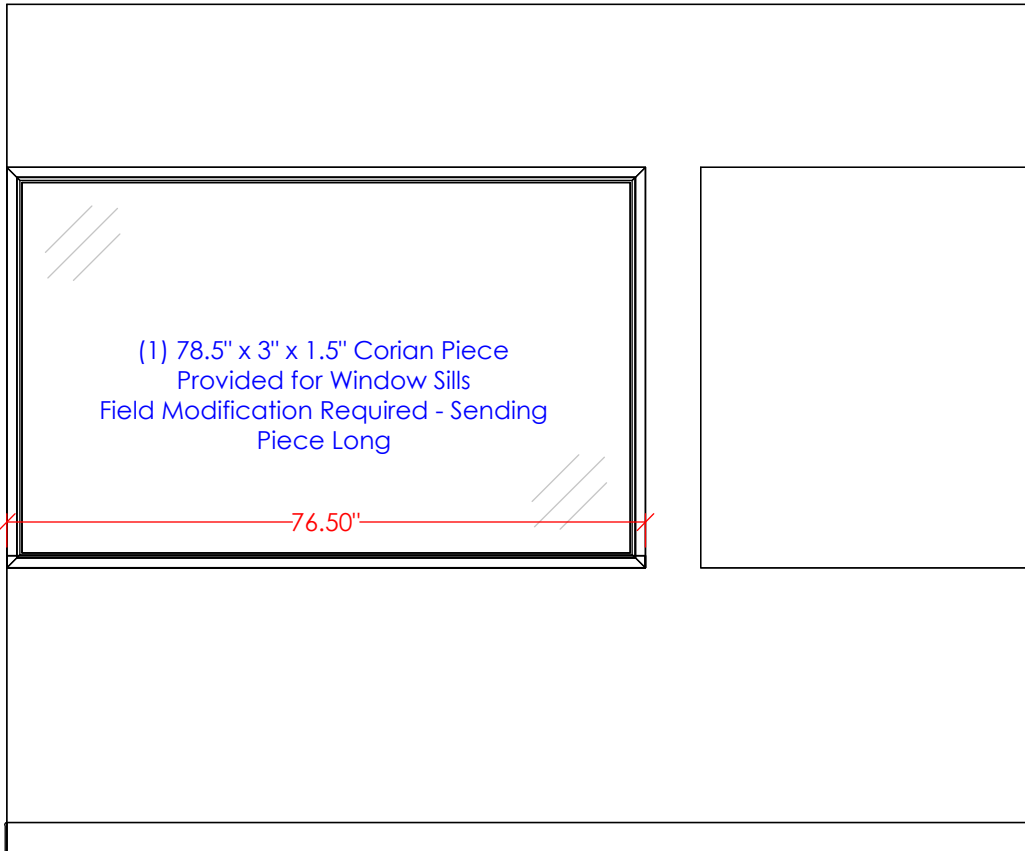
**Rev:** 3

**Signed Drawings Required To Process Order**

<b>Base Finish:</b>	794-Dune	<b>Tasklights:</b>	N/A	<b>Sinks:</b>	N/A
<b>Upper Finish:</b>	N/A	<b>Top Material:</b>	Solid Surface	<b>Faucets:</b>	N/A
<b>Panel Styles:</b>	Cove	<b>Top Profile:</b>	Rolled Edge No Backsplash	<b>Grommets:</b>	N/A
<b>Handles:</b>	N/A	<b>Top Color:</b>	999-Corian Savannah	<b>Ultrasonics:</b>	N/A
<b>Locks:</b>	N/A	<b>Note:</b>	Special Color(s); Extended Lead Time	<b>Note:</b>	N/A
<b>Key Number:</b>	N/A	<b>Note:</b>	Field Measurement Required		

(Signature)

(Date)





www.midmark.com  
 design@midmark.com  
 Phone: 1-800-MIDMARK

**Project Name:** UK Bluegrass Care Clinic

**Project #:** MS220996

**Phase:** 04

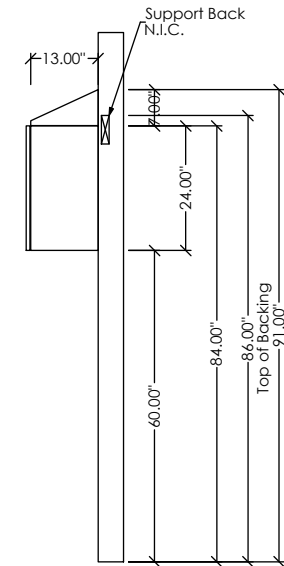
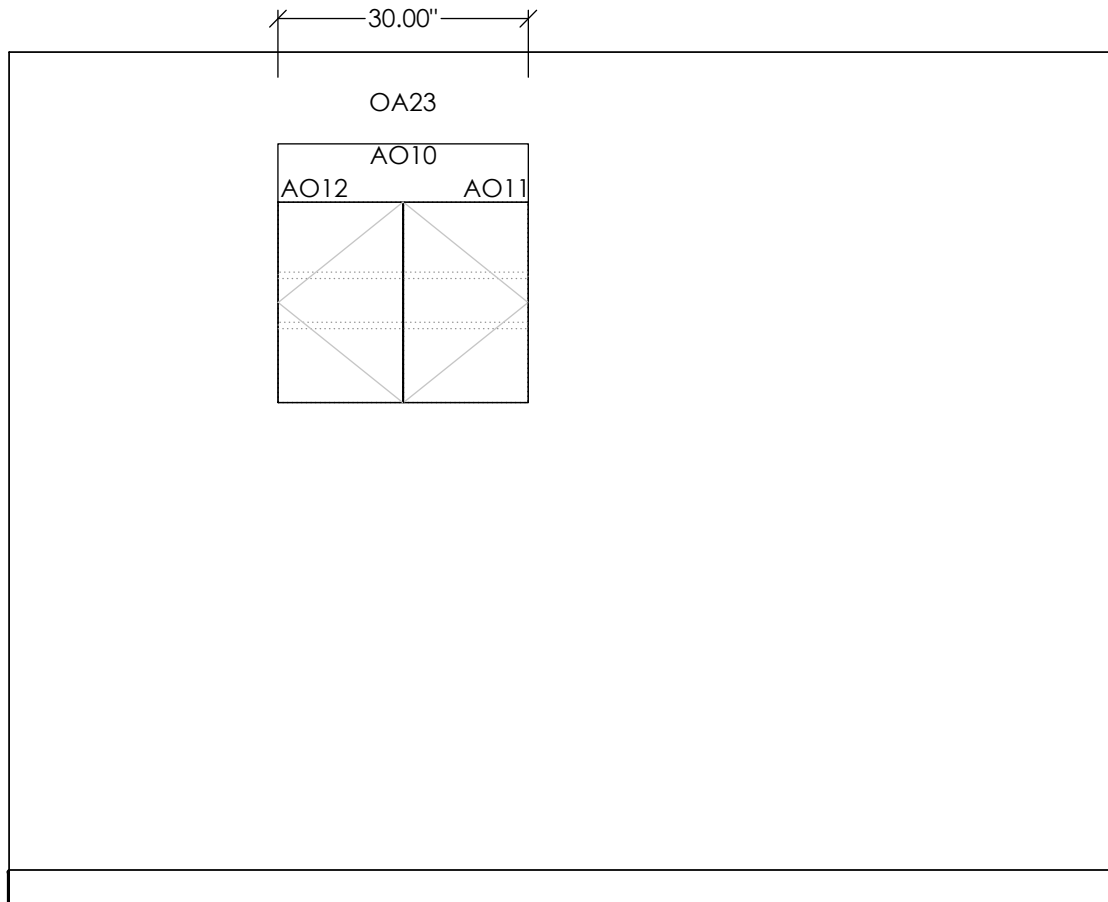
**Rev:** 3

**Signed Drawings Required To  
 Process Order**

<b>Base Finish:</b>	N/A	<b>Tasklights:</b>	N/A	<b>Sinks:</b>	N/A
<b>Upper Finish:</b>	800-Radiance	<b>Top Material:</b>	None	<b>Faucets:</b>	N/A
<b>Panel Styles:</b>	Cove	<b>Top Profile:</b>	N/A	<b>Grommets:</b>	N/A
<b>Handles:</b>	N/A	<b>Top Color:</b>	N/A	<b>Ultrasonics:</b>	N/A
<b>Locks:</b>	N/A	<b>Note:</b>	N/A	<b>Note:</b>	N/A
<b>Key Number:</b>	N/A	<b>Note:</b>	N/A		

(Signature)

(Date)





www.midmark.com  
 design@midmark.com  
 Phone: 1-800-MIDMARK

**Project Name:** UK Bluegrass Care Clinic

**Project #:** MS220996

**Phase:** 04

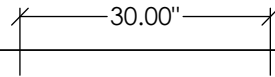
**Rev:** 3

**Signed Drawings Required To  
 Process Order**

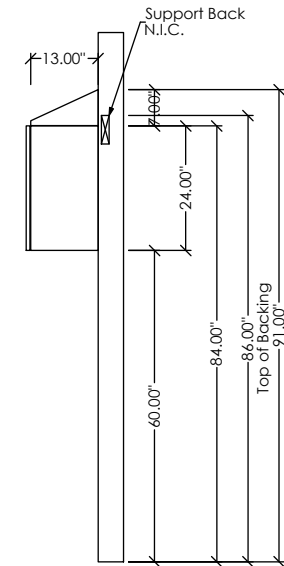
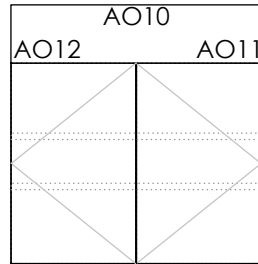
<b>Base Finish:</b>	N/A	<b>Tasklights:</b>	N/A	<b>Sinks:</b>	N/A
<b>Upper Finish:</b>	800-Radiance	<b>Top Material:</b>	None	<b>Faucets:</b>	N/A
<b>Panel Styles:</b>	Cove	<b>Top Profile:</b>	N/A	<b>Grommets:</b>	N/A
<b>Handles:</b>	N/A	<b>Top Color:</b>	N/A	<b>Ultrasonics:</b>	N/A
<b>Locks:</b>	N/A	<b>Note:</b>	N/A	<b>Note:</b>	N/A
<b>Key Number:</b>	N/A	<b>Note:</b>	N/A		

(Signature)

(Date)



OA23





www.midmark.com  
 design@midmark.com  
 Phone: 1-800-MIDMARK

**Project Name:** UK Bluegrass Care Clinic

**Project #:** MS220996

**Phase:** 04

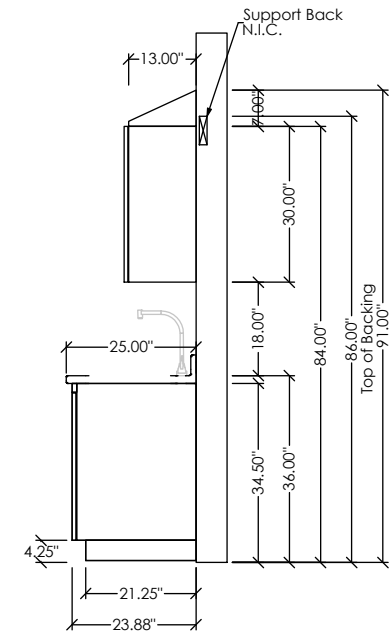
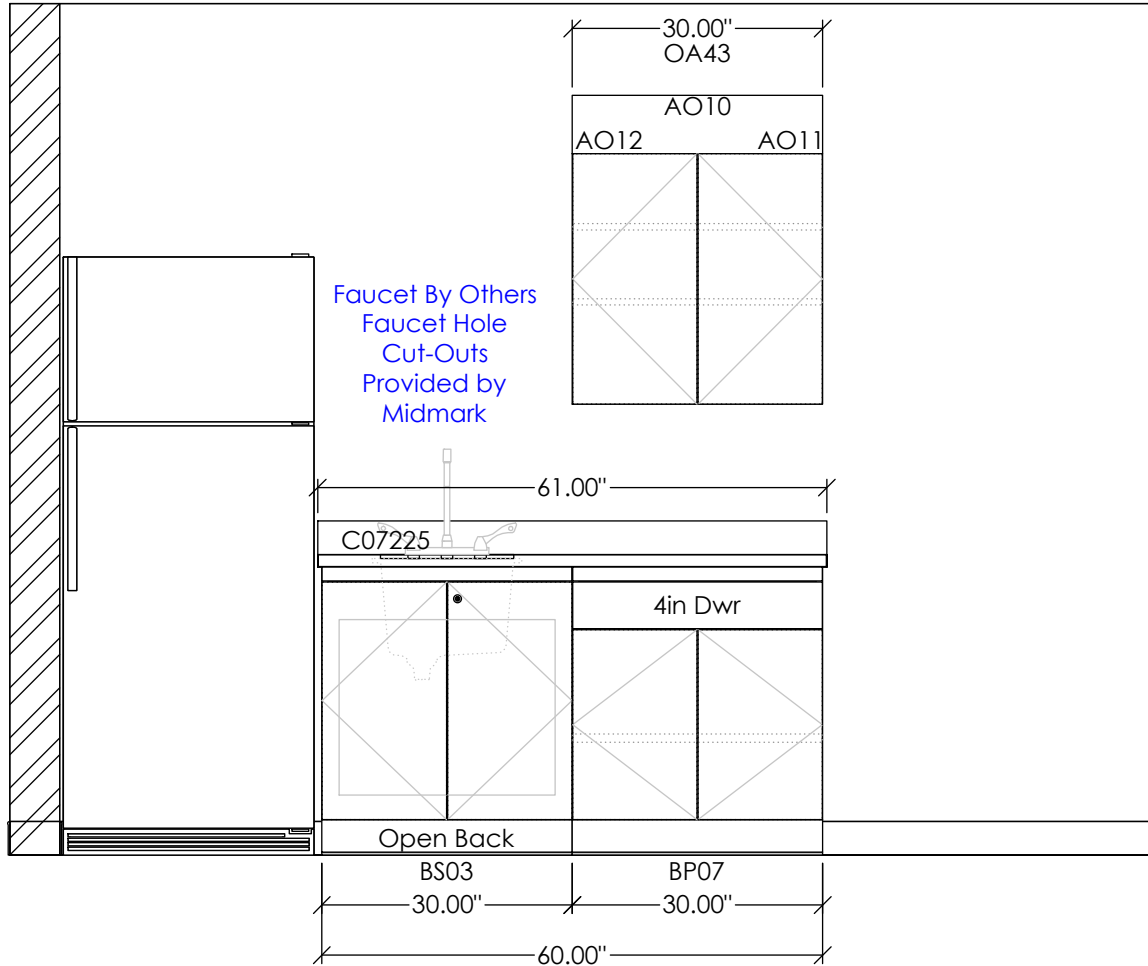
**Rev:** 3

**Signed Drawings Required To Process Order**

<b>Base Finish:</b>	800-Radiance	<b>Tasklights:</b>	N/A	<b>Sinks:</b>	5216 Sink (CW)
<b>Upper Finish:</b>	800-Radiance	<b>Top Material:</b>	Solid Surface	<b>Faucets:</b>	3 Hole Faucet Cutout
<b>Panel Styles:</b>	Cove	<b>Top Profile:</b>	Rolled Edge w/ Int BS 1" x 4"	<b>Grommets:</b>	N/A
<b>Handles:</b>	N/A	<b>Top Color:</b>	999-Corion Savannah	<b>Ultrasonics:</b>	N/A
<b>Locks:</b>	Keyed (See Elevation)	<b>Note:</b>	Special Color(s); Extended Lead Time	<b>Note:</b>	N/A
<b>Key Number:</b>	T100	<b>Note:</b>	N/A		

(Signature)

(Date)





www.midmark.com  
 design@midmark.com  
 Phone: 1-800-MIDMARK

**Project Name:** UK Bluegrass Care Clinic

**Project #:** MS220996

**Phase:** 04

**Rev:** 3

**Signed Drawings Required To  
 Process Order**

<b>Base Finish:</b>	794-Dune	<b>Tasklights:</b>	N/A	<b>Sinks:</b>	N/A
<b>Upper Finish:</b>	N/A	<b>Top Material:</b>	Solid Surface	<b>Faucets:</b>	N/A
<b>Panel Styles:</b>	Cove	<b>Top Profile:</b>	Rolled Edge No Backsplash	<b>Grommets:</b>	N/A
<b>Handles:</b>	N/A	<b>Top Color:</b>	999-Corian Savannah	<b>Ultrasonics:</b>	N/A
<b>Locks:</b>	N/A	<b>Note:</b>	Special Color(s); Extended Lead Time	<b>Note:</b>	N/A
<b>Key Number:</b>	N/A	<b>Note:</b>	Field Measurement Required		

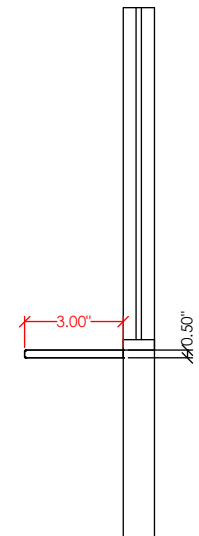
(Signature)

(Date)



3" x 1.5" Corian Pieces Provided for Window Sills  
 Field Modification Required - Sending Pieces Long

137.00"



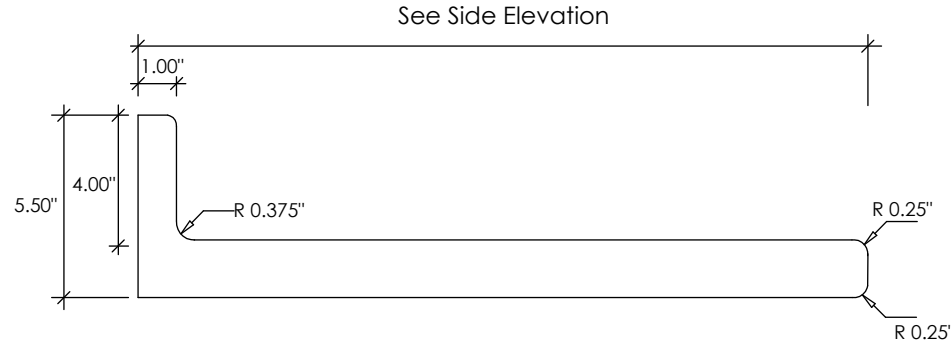
### Design Considerations

- \* Countertops that exceed 144" or form an "L" or "U" shape will be sent as multiple pieces and require field seaming by a qualified solid surface fabricator.
- \* Integrated/undermount sinks & chutes will be attached.
- \* Sink & faucet cutouts only provided if sinks & faucets are purchased from Midmark.
- \* Countertops will be manufactured based on the field measurements provided at the time of order. Countertops may be sent long. See elevations for exact countertop widths.
- \* Side splashes next to tall towers & drop-down ultrasonic areas will be non-wrapped (see detail drawing).
- \* See color guide for standard color options. Confirm availability for non-standard color options. Please allow extended lead time for non-standard colors.

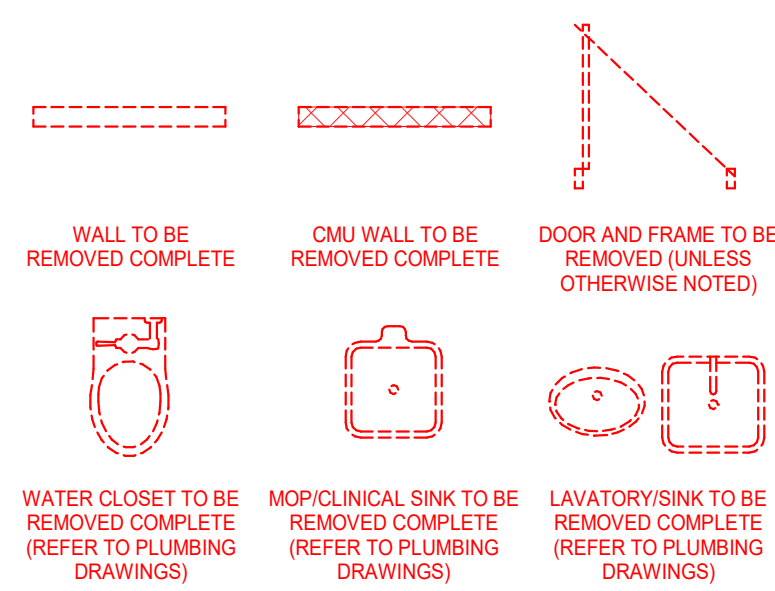
### Countertop Features

- \* 1/2" thick solid surface material
- \* 3/8" radius for outside corners of solid surface countertops
- \* 1/2" standard countertop overhang for base cabinets
- \* Integrated solid surface sink color will be Cameo White
- \* Loose set-on side splash available on request

### Countertop Detail Drawing



**DEMOLITION LEGEND**



**DEMOLITION KEYNOTES**


- 011090.A01 REFER TO SPECIFICATION SECTION 011090 - "CONTRACT CONSIDERATIONS" FOR SCHEDULE OF PROPOSED ALTERNATES.
- 024119.A01 REMOVE EXISTING ACT CEILING AND GRID THROUGHOUT ROOM.
- 024119.A02 REMOVE AND MODIFY EXISTING ACT CEILING AS NEEDED TO COORDINATE WITH NEW WORK.
- 024119.A03 REMOVE EXISTING VCT FLOORING AND BASE THROUGHOUT ROOM. PREPARE SLAB AS REQUIRED FOR APPLICATION OF NEW FINISHES.
- 024119.A04 CROSSHATCH REFERS TO EXTENTS OF EXISTING SLAB REMOVAL TO FACILITATE NEW PLUMBING WORK. REFER TO PLUMBING DRAWINGS. CONTRACTOR TO COORDINATE WORK WITH OWNER.
- 024119.A05 REMOVE AND SALVAGE EXISTING CARPET TILE THROUGHOUT ROOM. REUSE ITEM IN NEW WORK AND RETURN EXCESS TO OWNER. PREPARE REMAINING SLAB/SURFACES AS REQUIRED FOR APPLICATION OF NEW FINISHES.
- 024119.A06 REMOVE AND SALVAGE EXISTING CARPET TILE AS INDICATED BY HATCHED BOUNDARY. COORDINATE EXACT LOCATION WITH NEW CONSTRUCTION. PREPARE SLAB AS REQUIRED FOR APPLICATION OF NEW FINISHES. REFER TO INTERIOR DESIGN DRAWINGS FOR FINISHES.
- 024119.A07 REMOVE EXISTING WINDOW SILL.
- 024119.A08 REMOVE EXISTING WINDOW BLINDS AND RETURN TO OWNER. TYPICAL THROUGHOUT PROJECT AREA.

**DEMOLITION KEYNOTES**



- 024119.A09 REMOVE EXISTING VCT FLOORING AND BASE TO THE EXTENTS INDICATED BY HATCH. COORDINATE WITH NEW CONSTRUCTION TO CONFIRM EXTENTS. PREPARE SLAB AS REQUIRED FOR APPLICATION OF NEW FINISHES.
- 024119.B01 REMOVE AND SALVAGE EXISTING FIRE EXTINGUISHER. ITEM TO BE REUSED IN WORK.
- 024119.B02 REMOVE EXISTING CASEWORK. PREPARE REMAINING SURFACES AS REQUIRED FOR APPLICATION OF NEW FINISHES.
- 024119.B03 REMOVE EXISTING HIGH DENSITY STORAGE RACKS AND FLOOR TRACK (FOR REUSE IN NEW WORK). PATCH SLAB IN PREPARATION FOR NEW FLOORING.
- 024119.B04 REMOVE EXISTING CUBICLE PARTITIONS AND PROTECT DURING CONSTRUCTION FOR REUSE.
- 024119.C01 REMOVE PORTION OF EXISTING WALL AND PREPARE FOR INSTALLATION OF NEW DOOR.
- 024119.C02 REMOVE EXISTING TRANSACTION WINDOW AND PREPARE WALL FOR INFILL.
- 024119.C05 SALVAGE EXISTING MARKERBOARD/TACKBOARD. REUSE IN WORK.
- 024119.D01 REMOVE EXISTING WALL-MOUNTED SINK. REFER TO PLUMBING DRAWINGS.
- EXIST.A01 EXISTING FINISHES TO REMAIN THROUGHOUT ROOM. UNLESS NOTED OTHERWISE BY INTERIOR DESIGN DRAWINGS. PROTECT DURING CONSTRUCTION.
- EXIST.A03 EXISTING FLOORING AND BASE TO REMAIN. PROTECT DURING CONSTRUCTION.
- EXIST.A09 EXISTING CONSTRUCTION TO REMAIN. PROTECT DURING CONSTRUCTION.
- EXIST.A10 EXISTING DOOR TO REMAIN. PROTECT DURING CONSTRUCTION.
- EXIST.B03 EXISTING FLOOR-MOUNTED SAFE TO REMAIN. PROTECT DURING CONSTRUCTION.

**GENERAL NOTES**

1. REFERENCE SPECIFICATION SECTION 024119 - SELECTIVE DEMOLITION FOR ADDITIONAL INFORMATION REGARDING SELECTIVE DEMOLITION.
2. BOLD RED DASHED LINES INDICATE ITEMS TO BE REMOVED. REFER TO DEMOLITION NOTES FOR SPECIFIC INSTRUCTIONS.
3. CONTRACTOR SHALL VERIFY EXISTING CONDITIONS AND SHALL NOTIFY ARCHITECT IMMEDIATELY OF DISCREPANCIES BETWEEN EXISTING CONDITIONS AND CONFIGURATIONS SHOWN IN THE CONSTRUCTION DRAWINGS.
4. INFORMATION REGARDING MECHANICAL, PLUMBING, AND ELECTRICAL ITEMS TO BE REMOVED HAS BEEN INCLUDED FOR REFERENCE ONLY. REFER TO MECHANICAL, PLUMBING, AND ELECTRICAL DRAWINGS FOR COMPLETE INSTRUCTIONS ON THE REMOVAL OF THESE ITEMS.
5. EXISTING MECHANICAL, PLUMBING AND ELECTRICAL SYSTEMS MUST CONTINUE TO OPERATE AS REQUIRED TO SATISFY OWNER THROUGHOUT THE CONSTRUCTION PERIOD.
6. ALL ADJACENT SURFACES TO THE AREA OF DEMOLITION WHICH ARE SCHEDULED TO REMAIN AND ARE IN A MANNER AFFECTED BY THE WORK SHALL BE PATCHED AS REQUIRED TO MATCH THE ADJACENT FINISHED SURFACES.
7. ALL LOCATIONS OF DUCTWORK AND PIPING REMOVAL THROUGH EXISTING WALL CONSTRUCTION SCHEDULED TO REMAIN SHALL BE PATCHED WITH MATERIALS IDENTICAL TO ADJACENT CONSTRUCTION AS REQUIRED FOR UNIFORM TRANSITIONS TO ADJACENT FINISH SURFACES.
8. CONTRACTOR SHALL REMOVE PORTIONS OF EXISTING CONSTRUCTION AS REQUIRED FOR INSTALLATION OF NEW MECHANICAL, PLUMBING AND/OR ELECTRICAL ITEMS AS INDICATED ON MEP DRAWINGS. ALL SURFACES AFFECTED SHALL BE PATCHED UPON COMPLETION OF MECHANICAL, PLUMBING AND/OR ELECTRICAL WORK AS REQUIRED TO MATCH ADJACENT SURFACES.
9. CUTTING AND PATCHING OF EXISTING CONSTRUCTION SHALL BE THE RESPONSIBILITY OF THE CONTRACTOR PERFORMING THE WORK FOR WHICH THE CUTTING AND PATCHING IS REQUIRED. THE WORK SHALL BE PERFORMED BY A PERSON OR PERSONS SKILLED IN THE TRADE INVOLVED.
10. ALL DEMOLITION DEBRIS SHALL BE DISPOSED OF IN A MANNER ACCEPTABLE TO THE REGULATORY AUTHORITY HAVING JURISDICTION.
11. NOISE AND DUST LEVELS SHALL BE KEPT TO A MINIMUM TO AVOID DISTURBANCES TO ONGOING ACTIVITIES IN THE ADJACENT AREAS.
12. CONTRACTOR SHALL PROVIDE TEMPORARY PARTITIONS/DOORS AS REQUIRED TO SECURE PROJECT AREA AT ALL TIMES AND AS REQUIRED TO AVOID MIGRATION OF DUST INTO ADJACENT OCCUPIED AREAS.
13. CONTRACTOR IS TO REMOVE ALL SIGNAGE, MOUNTED EQUIPMENT, TOILET ACCESSORIES AND WALL MOUNT COMPUTERS/TV BRACKETS DURING DEMOLITION AND RETURN TO THE OWNER.
14. ALL MATERIALS, FIXTURES, CASEWORK, EQUIPMENT, AND OTHER ITEMS REMOVED FROM THE AREAS OF DEMOLITION ARE AND SHALL REMAIN THE PROPERTY OF THE OWNER UNLESS OTHERWISE STIPULATED BY THE OWNER OR ARCHITECT.
15. IF THE CONTRACTOR ENCOUNTERS ANY MATERIAL SUSPECTED TO CONTAIN ASBESTOS, THE OWNER SHALL BE NOTIFIED IMMEDIATELY. THE OWNER SHALL BE RESPONSIBLE FOR ALL ASBESTOS REMOVAL.
16. ANY EXISTING ITEM NOT SCHEDULED FOR REMOVAL WHICH IS DAMAGED DURING CONSTRUCTION SHALL BE REPAIRED OR REPLACED TO MATCH ADJACENT SURFACES AT NO COST TO OWNER.
17. COORDINATE REMOVAL OF ALL FURNITURE AND EQUIPMENT IN PROJECT AREA WITH OWNER PRIOR TO CONSTRUCTION.
18. ANY EXISTING CONSTRUCTION TO REMAIN IS TO BE PROTECTED FOR THE DURATION OF THE CONSTRUCTION PROCESS.
19. WHERE NEW ELEMENTS (ARCHITECTURAL, STRUCTURAL, MECHANICAL, OR OTHER) ATTACH TO EXISTING STRUCTURE, REMOVE EXISTING FIRE-PROOFING AS REQUIRED TO COMPLETE THE ATTACHMENT. PATCH THE AREA OF DAMAGED FIRE-PROOFING AFTER COMPLETING INSTALLATION OF THE NEW ATTACHMENT.
20. ALL DISRUPTIVE ACTIVITIES (NOISE, VIBRATION, DIRTY WORK, UTILITY SHUTDOWNS, OFF-AREA TASKS, ETC.) MUST BE COORDINATED WITH THE OWNER AND OTHER BUILDING TENANTS.
21. CONTRACTOR SHALL PROVIDE PROTECTION FOR ALL EXISTING WALL MOUNTED ITEMS NOT INDICATED TO BE REMOVED OR RELOCATED WITHIN THE PROJECT EXTENTS PRIOR TO COMMENCEMENT OF CONSTRUCTION.
22. REFER TO COMPOSITE FIRST FLOOR PLAN SHEET A4.1 FOR EXTENTS OF RENOVATION.
23. ALL WALL MOUNTED ITEMS NOT INDICATED TO BE REMOVED OR RELOCATED SHALL BE COORDINATED WITH OWNER PRIOR TO COMMENCEMENT OF CONSTRUCTION.
24. REFERENCE MECHANICAL AND ELECTRICAL CONSTRUCTION DRAWINGS FOR SCOPE OF MECHANICAL AND ELECTRICAL DEMOLITION WORK OUTSIDE OF PROJECT LIMITS SHOWN ON THE ARCHITECTURAL DRAWINGS.
25. REFERENCE SPECIFICATION SECTION 017200 - INTERIM LIFE SAFETY MEASURES FOR REQUIREMENTS RELATING TO LIFE SAFETY DURING DEMOLITION OPERATIONS.



Architect  
 STENDEL HILL  
 501 EAST HIGH STREET  
 LEXINGTON, KENTUCKY 40502  
 859.402.8008



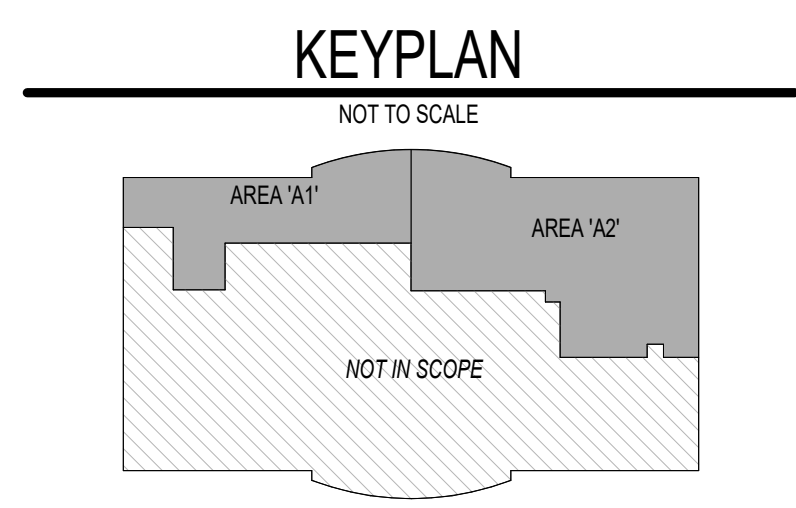
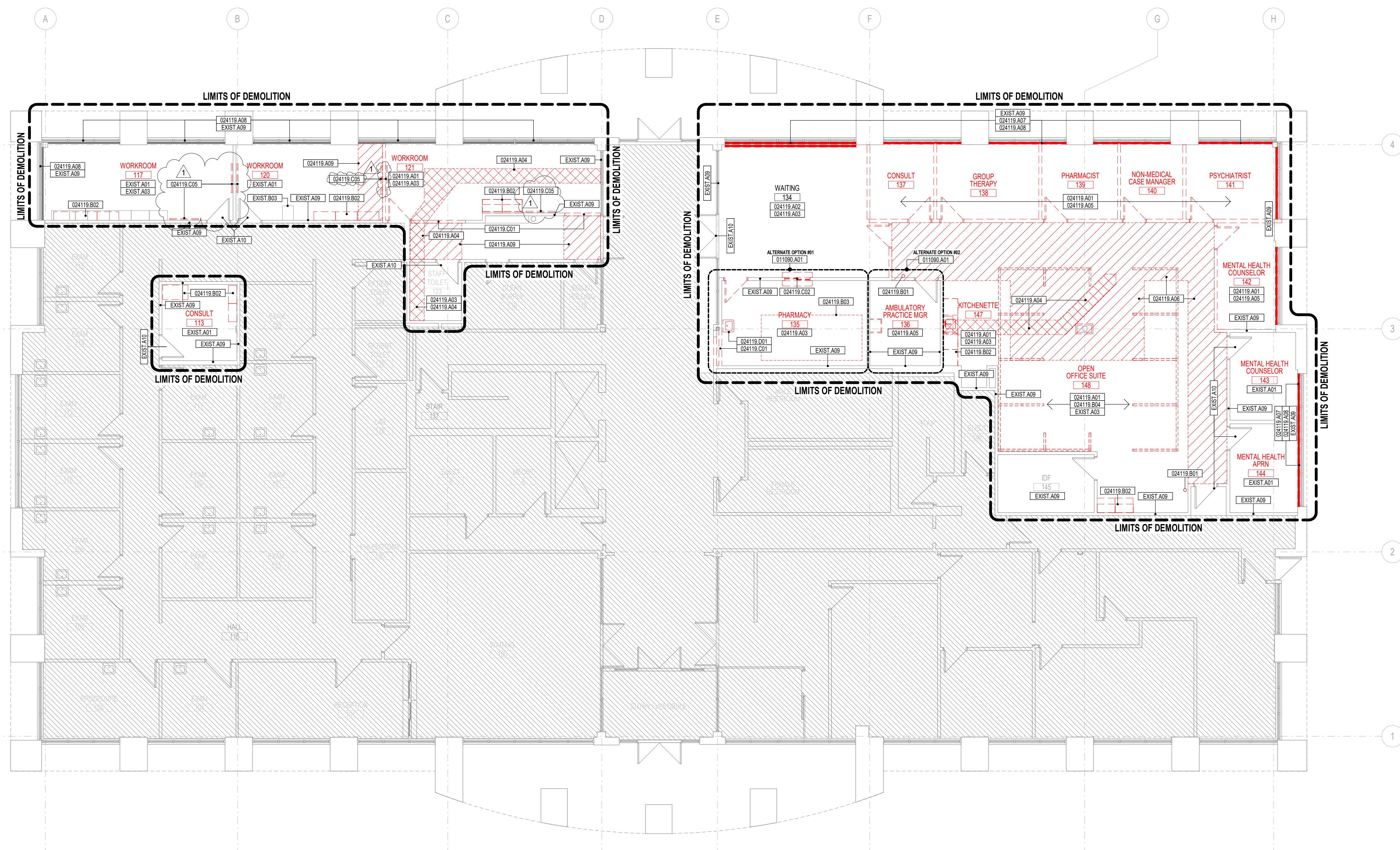
COMPOSITE FIRST FLOOR DEMOLITION PLAN  
 BGCC FIRST FLOOR RENOVATION  
 UNIVERSITY OF KENTUCKY  
 LEXINGTON, KENTUCKY

1 Addendum 04 08 April 2026  
 06 FEBRUARY 2026  
 UKY2502 /  
 OFPD11913

**A2.1**

Where identified, "OWNER" Refers to "UNIVERSITY OF KENTUCKY"

CONSTRUCTION DRAWINGS



**01** COMPOSITE FIRST FLOOR DEMOLITION PLAN  
 1/8" = 1'-0" NORTH

## GENERAL NOTES

- REFERENCE PROJECT MANUAL FOR ADDITIONAL PROJECT INFORMATION AND REQUIREMENTS.
- REFERENCE VENDOR, MECHANICAL, PLUMBING, AND ELECTRICAL DRAWINGS FOR DELINEATION OF ALL ASSEMBLIES WITHIN THEIR RESPECTIVE PORTIONS OF WORK.
- CONTRACTOR SHALL VERIFY EXISTING CONDITIONS AND SHALL NOTIFY ARCHITECT IMMEDIATELY OF ANY DISCREPANCIES BETWEEN EXISTING CONDITIONS AND CONFIGURATIONS SHOWN ON THE CONSTRUCTION DRAWINGS.
- ALL DIMENSIONS ARE FROM FINISH FACE OF WALL TO FINISHED FACE OF WALL UNLESS OTHERWISE NOTED.
- PROVIDE MOISTURE RESISTANT GYPSUM BOARD BEHIND AND WITHIN THREE FEET OF ANY PLUMBING FIXTURE TO A HEIGHT OF 8'-0" A.F.F.
- ALL INTERIOR PARTITIONS SHALL BE TYPE 4b UNLESS OTHERWISE NOTED. EXCEPTION: AT LOCATIONS WHERE ONE SIDE OF INTERIOR PARTITION FACES AN UNOCCUPIABLE SPACE, THE INTERIOR PARTITION SHALL BE TYPE 4a UNLESS OTHERWISE NOTED.
- GYPSUM WALLBOARD AND ACOUSTICAL INSULATION SHALL EXTEND TO EXACTLY 6" ABOVE CEILING IN ALL LOCATIONS UNLESS OTHERWISE NOTED.
- REFERENCE INTERIOR DESIGN CONSTRUCTION DRAWINGS AND SPECIFICATION FOR FLOOR, BASE, AND WALL FINISHES THROUGHOUT PROJECT AREA.
- CONTRACTOR SHALL VERIFY FINAL CONFIGURATION OF ALL EQUIPMENT, INCLUDING CONTRACTOR FURNISHED ARCHITECTURAL, MECHANICAL, PLUMBING, AND ELECTRICAL ITEMS ASSOCIATED WITH EQUIPMENT, WITH OWNER AND ARCHITECT PRIOR TO COMMENCEMENT OF CONSTRUCTION.
- O.F.D.I. INDICATES OWNER FURNISHED, OWNER INSTALLED EQUIPMENT. O.F.C.I. INDICATES CONTRACTOR FURNISHED, CONTRACTOR INSTALLED EQUIPMENT. C.F.C.I. INDICATES CONTRACTOR FURNISHED, CONTRACTOR INSTALLED EQUIPMENT. V.F.V.I. INDICATES VENDOR FURNISHED, VENDOR INSTALLED EQUIPMENT.
- ALL EQUIPMENT SHALL BE CONSIDERED OWNER FURNISHED, OWNER INSTALLED UNLESS OTHERWISE NOTED.
- CONTRACTOR SHALL PROVIDE, COORDINATE, AND INSTALL ALL REQUIRED EQUIPMENT WOOD BLOCKING (091000) AS REQUIRED FOR ALL WALL MOUNTED AND CEILING MOUNTED EQUIPMENT (O.F.D.I., O.F.C.I., O.F.V.I., V.F.V.I., AND C.F.C.I.)  
  
ITEMS MAY INCLUDE, BUT ARE NOT LIMITED TO:  
TOILET ACCESSORIES, DIAGNOSTIC SETS, GLOVE DISPENSERS, SHARPS CONTAINERS, BLOOD PRESSURE MONITORS, ICE DISPENSERS, CASEWORK, MONITORS, MARKERBOARDS, ROLLER SHADERS, CAMERAS, SIGNAGE, ETC.
- ADD CONCRETE TOPPING AS REQUIRED TO LEVEL OUT FLOOR WHERE WALLS HAVE BEEN DEMOLISHED AND/OR WHERE FLOOR IS UNEVEN.
- EXISTING CONSTRUCTION TO REMAIN SHALL BE PATCHED AND REPAIRED AS REQUIRED TO RECEIVE NEW FINISHES.
- ALIGN NEW WALLS WITH EXISTING AS SHOWN ON PLANS TO PROVIDE A CONTINUOUS SMOOTH SURFACE.
- PROVIDE CAULK AT ALL GAPS, MATERIAL TRANSITIONS, AND WINDOW/DOOR FRAMES THROUGHOUT PROJECT AREA. REFERENCE SPECIFICATIONS SECTION 09200 - JOINT SEALANTS FOR ADDITIONAL LOCATIONS.
- CLEAN ALL EXISTING WINDOW FRAME, WINDOWS, AND SILLS. PROVIDE NEW SEALANT AS REQUIRED TO ENSURE AIR TIGHT CONSTRUCTION.
- PROVIDE 5/8" GYPSUM WALLBOARD AT ALL EXPOSED SIDES OF INTERIOR WALLS TO REMAIN IN SCOPE AND INTERIOR SIDE OF EXTERIOR WALLS IN SCOPE. REFERENCE SPECIFICATIONS SECTION 09200 - GYPSUM BOARD FOR TYPES BASED ON LOCATION.
- REFERENCE SPECIFICATION SECTION 102800 FOR TOILET ACCESSORY ITEMS DENOTED BY THE TA-X TAG.
- PROVIDE THERMAL WALL INSULATION AS REQUIRED AT ALL EXTERIOR WALLS IN SCOPE. REFERENCE SPECIFICATION SECTION 09200 - GYPSUM BOARD FOR ADDITIONAL INFORMATION.
- PROVIDE ACOUSTIC WALL INSULATION AT ALL EXISTING INTERIOR WALLS IN SCOPE. REFERENCE SPECIFICATION SECTION 09200 - GYPSUM BOARD FOR ADDITIONAL INFORMATION.
- ALL WALLS AT ELECTRICAL ROOMS TO BE FULL HEIGHT. PROVIDE TOP OFF AT EXISTING, AS NEEDED TO MEET REQUIREMENTS OF FULL HEIGHT WALL. REFER TO SPECIAL PARTITION ASSEMBLY TYPE 'H' ON PARTITION DETAILS SHEET AS.1.

REFERENCE ENLARGED FLOOR PLAN SHEETS FOR COMPLETE LISTING OF PLAN KEYNOTES.

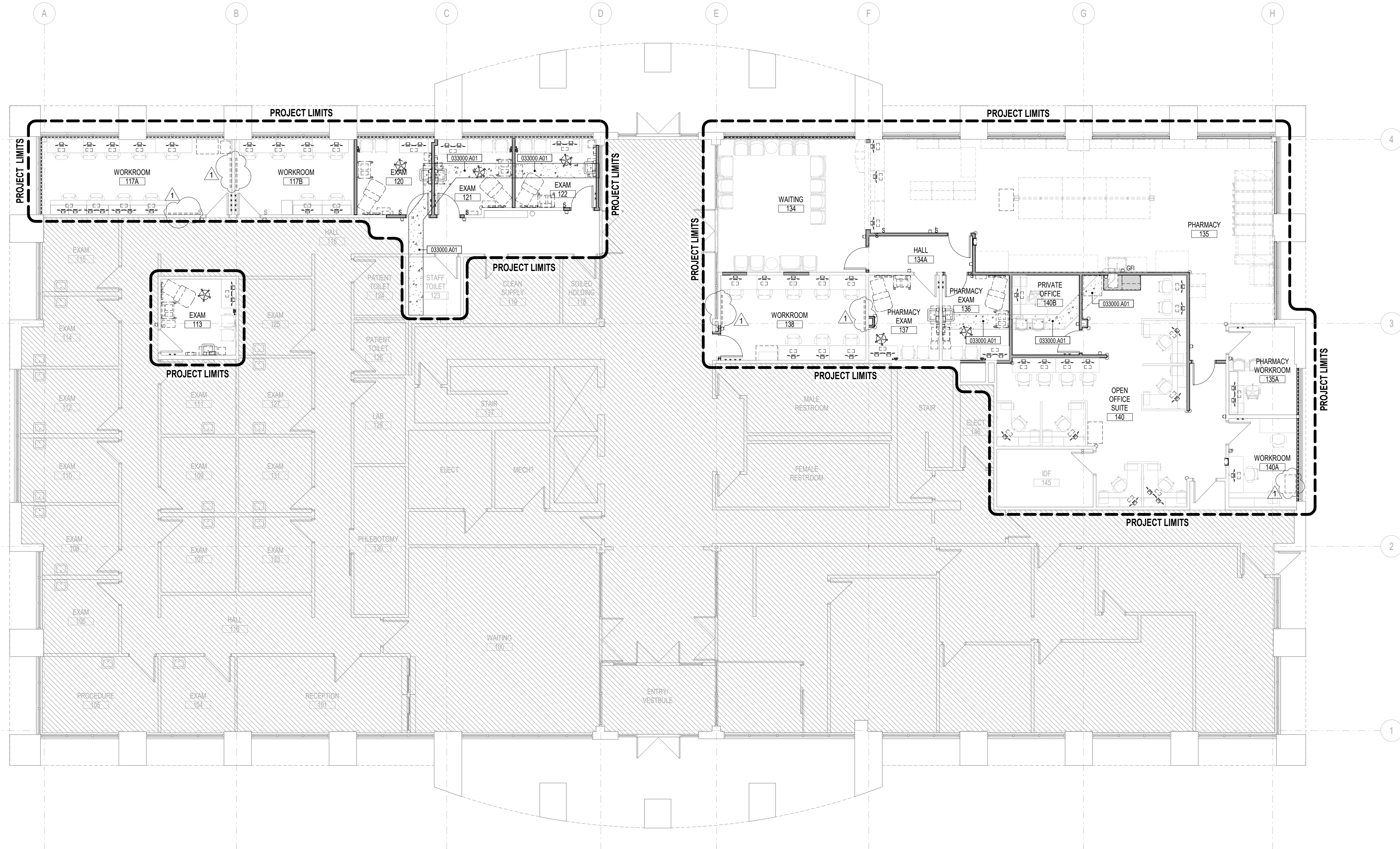
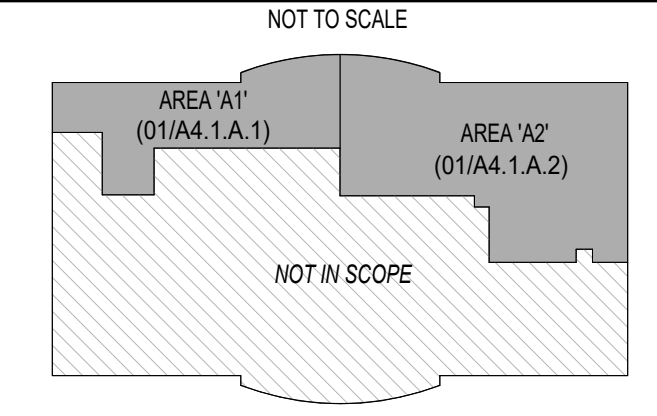
## PLAN KEYNOTES

- 033000.A01 INFILL CONCRETE SLAB AT LOCATIONS WHERE SLAB WAS REMOVED FOR NEW PLUMBING WORK TO PROVIDE FLUSH SUBSTRATE FOR NEW FLOORING. PROVIDE NECESSARY SELF-LEVELING COMPOUND AND PREPARE SURFACE WHERE EXISTING DRAINS WERE REMOVED TO PROVIDE LEVEL FLOORING. REFERENCE PLUMBING DRAWINGS FOR EXACT LOCATION AND EXTENTS.

## FLOOR PLAN LEGEND


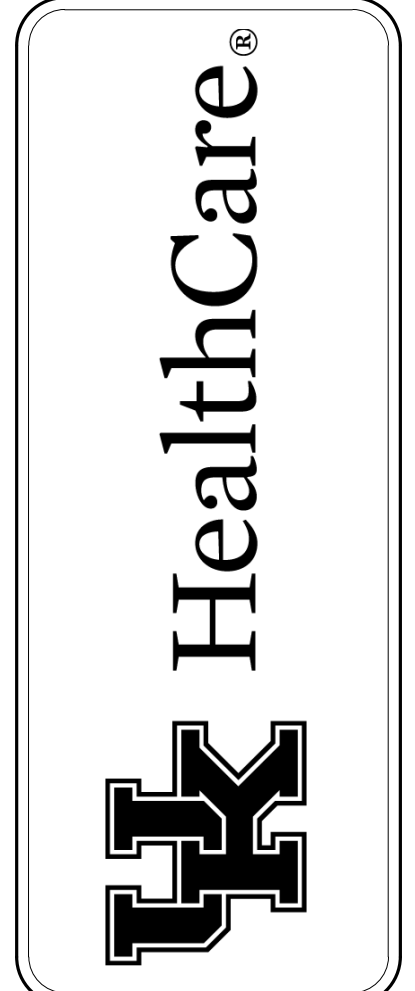
XXXXXX-XX	EQ-XXX	XXXX XXX	X G-X
PLAN NOTE	EQUIPMENT NUMBER	ROOM NAME/ NUMBER	FRAME ELEVATION/ GLASS TYPE
NEW DOOR/ NUMBER	INTERIOR ELEVATION	DETAIL/ SECTION	PARTITION TYPE
	NEW WALL	EXISTING WALL	

## KEYPLAN



STENGENL-HILL

Architect  
STENGENL HILL  
501 EAST HIGH STREET  
LEXINGTON, KENTUCKY 40502  
859.402.8008



COMPOSITE FIRST FLOOR PLAN  
BGCC FIRST FLOOR RENOVATION  
UNIVERSITY OF KENTUCKY  
LEXINGTON, KENTUCKY

1 Addendum 04 08 April 2026  
  
06 FEBRUARY 2026  
UKY2502 /  
OFFPD11913

A4.1

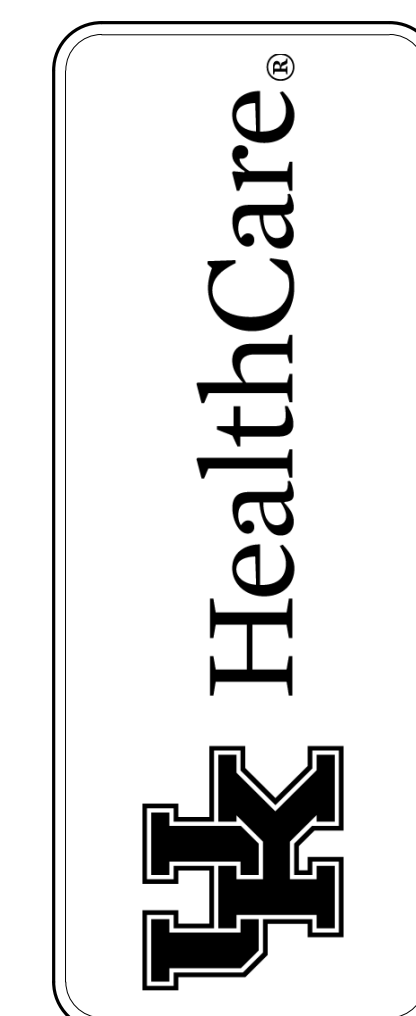
CONSTRUCTION DRAWINGS

Where identified, "OWNER" refers to "UNIVERSITY OF KENTUCKY"



STENGE L - H I L L

Architect  
STENGE L H I L L  
501 EAST HIGH STREET  
LEXINGTON, KENTUCKY 40502  
859.402.8008



ENLARGED FIRST FLOOR PLAN - AREA 'A1'  
BGCC FIRST FLOOR RENOVATION  
UNIVERSITY OF KENTUCKY  
LEXINGTON, KENTUCKY

1 Addendum 04 08 April 2026  
06 FEBRUARY 2026  
UKY2502 /  
OFFPD11913

A4.1.A1

Where identified, "OWNER" Refers to "UNIVERSITY OF KENTUCKY"

### GENERAL NOTES

- REFERENCE PROJECT MANUAL FOR ADDITIONAL PROJECT INFORMATION AND REQUIREMENTS.
- REFERENCE VENDOR, MECHANICAL, PLUMBING, AND ELECTRICAL FOR DELINEATION OF ALL ASSEMBLIES WITHIN THEIR RESPECTIVE PORTIONS OF WORK.
- CONTRACTOR SHALL VERIFY EXISTING CONDITIONS AND SHALL NOTIFY ARCHITECT IMMEDIATELY OF ANY DISCREPANCIES BETWEEN EXISTING CONDITIONS AND CONFIGURATIONS SHOWN ON THE CONSTRUCTION DRAWINGS.
- ALL DIMENSIONS ARE FROM FINISH FACE OF WALL TO FINISHED FACE OF WALL UNLESS OTHERWISE NOTED.
- PROVIDE MOISTURE RESISTANT GYPSUM BOARD BEHIND AND WITHIN THREE FEET OF ANY PLUMBING FIXTURE TO A HEIGHT OF 5'-0" A.F.F.
- ALL INTERIOR PARTITIONS SHALL BE TYPE 4b UNLESS OTHERWISE NOTED. EXCEPTION: AT LOCATIONS WHERE ONE SIDE OF INTERIOR PARTITION FACES AN UNOCCUPIABLE SPACE, THE INTERIOR PARTITION SHALL BE TYPE 4a UNLESS OTHERWISE NOTED.
- GYPSUM WALLBOARD AND ACOUSTICAL INSULATION SHALL EXTEND TO EXACTLY 6" ABOVE CEILING IN ALL LOCATIONS UNLESS OTHERWISE NOTED.
- REFERENCE INTERIOR DESIGN CONSTRUCTION DRAWINGS AND SPECIFICATION FOR FLOOR, BASE, AND WALL FINISHES THROUGHOUT PROJECT AREA.
- CONTRACTOR SHALL VERIFY FINAL CONFIGURATION OF ALL EQUIPMENT, INCLUDING CONTRACTOR FURNISHED ARCHITECTURAL, MECHANICAL, PLUMBING, AND ELECTRICAL ITEMS ASSOCIATED WITH EQUIPMENT, WITH OWNER AND ARCHITECT PRIOR TO COMMENCEMENT OF CONSTRUCTION.
- OF, O.I. INDICATES OWNER FURNISHED, OWNER INSTALLED EQUIPMENT. OF, C.I. INDICATES OWNER FURNISHED, CONTRACTOR INSTALLED EQUIPMENT. C.F.C.I. INDICATES CONTRACTOR FURNISHED, CONTRACTOR INSTALLED EQUIPMENT. V.F.V.I. INDICATES VENDOR FURNISHED, VENDOR INSTALLED EQUIPMENT.
- ALL EQUIPMENT SHALL BE CONSIDERED OWNER FURNISHED, OWNER INSTALLED UNLESS OTHERWISE NOTED.
- CONTRACTOR SHALL PROVIDE, COORDINATE, AND INSTALL ALL REQUIRED EQUIPMENT WOOD BLOCKING (061000) AS REQUIRED FOR ALL WALL-MOUNTED AND CEILING-MOUNTED EQUIPMENT (O.F.O.I., O.F.C.I., O.F.V.I., V.F.V.I., AND C.F.C.I.)

REFERENCE ENLARGED FLOOR PLAN SHEETS FOR COMPLETE LISTING OF PLAN KEYNOTES.

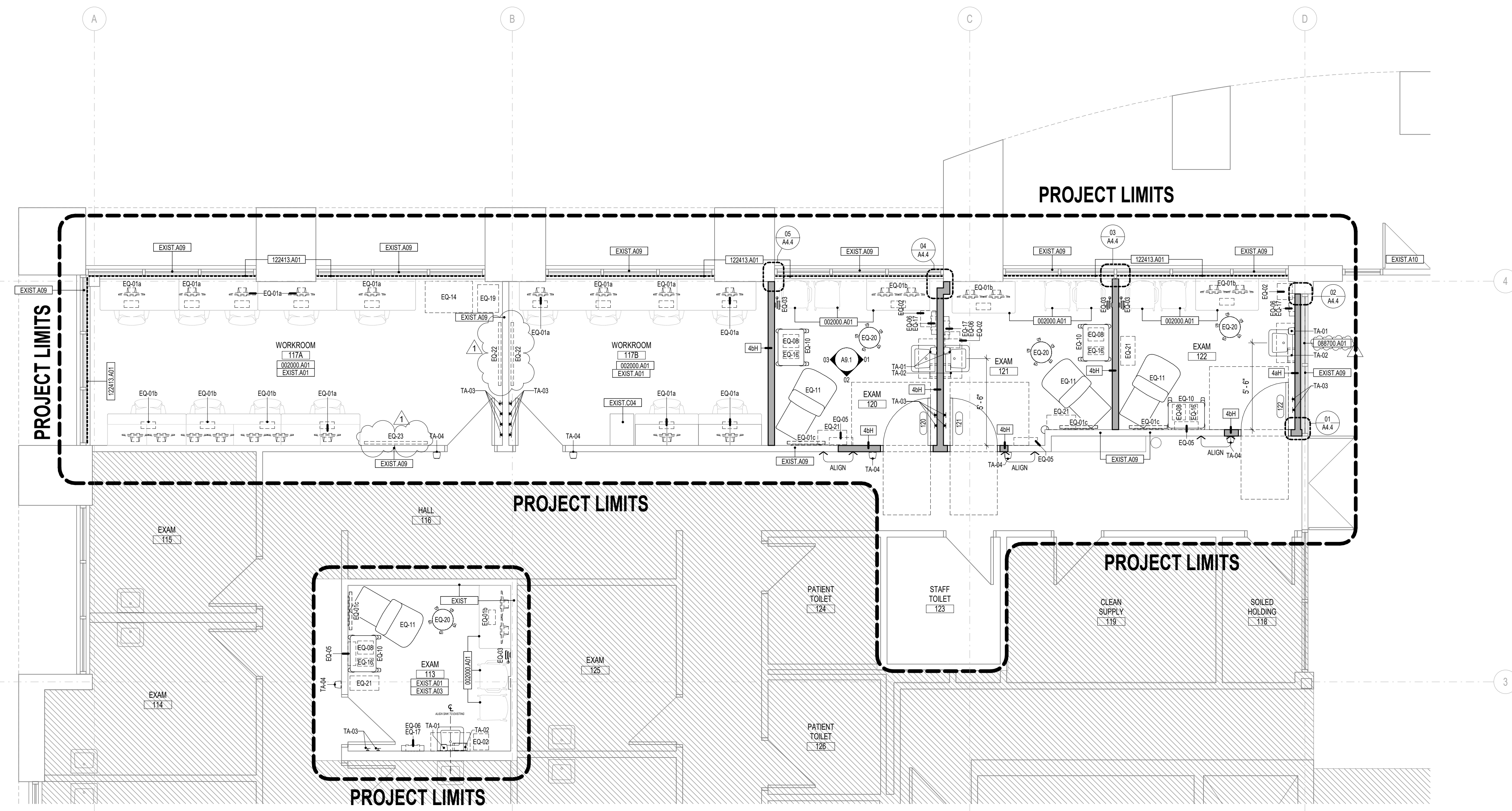
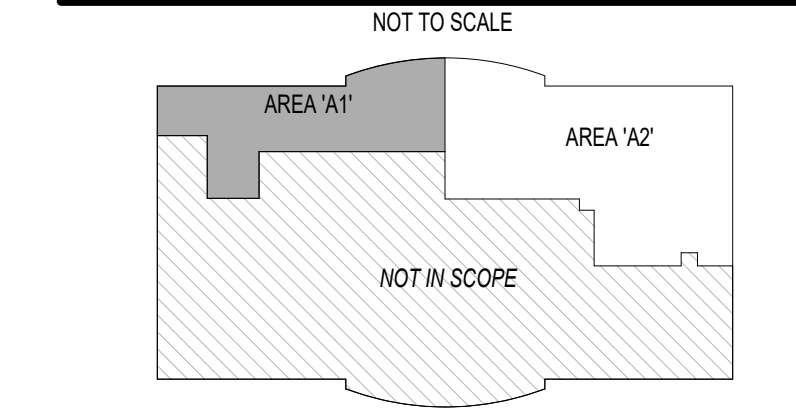
### PLAN KEYNOTES

- 002000.A01 FURNITURE PROVIDED BY OFFICE RESOURCES, INC. REFER TO VENDOR DRAWINGS.
- 088700.A01 WINDOW FILM (TYPE 1).
- 122413.A01 EXIST. MANUAL ROLLER SHADES.
- EXIST.A01 EXISTING FINISHES TO REMAIN THROUGHOUT ROOM, UNLESS NOTED OTHERWISE BY INTERIOR DESIGN DRAWINGS. PROTECT DURING CONSTRUCTION.
- EXIST.A03 EXISTING FLOORING AND BASE TO REMAIN. PROTECT DURING CONSTRUCTION.
- EXIST.A09 EXISTING CONSTRUCTION TO REMAIN. PROTECT DURING CONSTRUCTION.
- EXIST.A10 EXISTING DOOR TO REMAIN. PROTECT DURING CONSTRUCTION.
- EXIST.C04 EXISTING SAFE TO REMAIN. PROTECT DURING CONSTRUCTION.

### FLOOR PLAN LEGEND

XXXXXX.XX	EQ-XXX	XXXX XXX	G-X G-X
PLAN NOTE	EQUIPMENT NUMBER	ROOM NAME/ NUMBER	FRAME ELEVATION/ GLASS TYPE
NEW DOOR/ NUMBER	INTERIOR ELEVATION	XX AT-X	XX
		DETAIL SECTION	PARTITION TYPE
		NEW WALL	EXISTING WALL

### KEYPLAN



01 ENLARGED FIRST FLOOR PLAN - AREA 'A1'  
A4.1.A1 1/4" = 1'-0" NORTH

# GENERAL NOTES

- REFERENCE PROJECT MANUAL FOR ADDITIONAL PROJECT INFORMATION AND REQUIREMENTS.
- REFERENCE VENDOR, MECHANICAL, PLUMBING, AND ELECTRICAL FOR DELINEATION OF ALL ASSEMBLIES WITHIN THEIR RESPECTIVE PORTIONS OF WORK.
- CONTRACTOR SHALL VERIFY EXISTING CONDITIONS AND SHALL NOTIFY ARCHITECT IMMEDIATELY OF ANY DISCREPANCIES BETWEEN EXISTING CONDITIONS AND CONFIGURATIONS SHOWN ON THE CONSTRUCTION DRAWINGS.
- ALL DIMENSIONS ARE FROM FINISH FACE OF WALL TO FINISHED FACE OF WALL UNLESS OTHERWISE NOTED.
- PROVIDE MOISTURE RESISTANT GYPSUM BOARD BEHIND AND WITHIN THREE FEET OF ANY PLUMBING FUTURE TO A HEIGHT OF 6'-4" F.F.
- ALL INTERIOR PARTITIONS SHALL BE TYPE 4B UNLESS OTHERWISE NOTED. EXCEPTION: AT LOCATIONS WHERE ONE SIDE OF INTERIOR PARTITION FACES AN UNOCCUPIABLE SPACE, THE INTERIOR PARTITION SHALL BE TYPE 4A UNLESS OTHERWISE NOTED.
- GYPSUM WALLBOARD AND ACOUSTICAL INSULATION SHALL EXTEND TO EXACTLY 6" ABOVE CEILING IN ALL LOCATIONS UNLESS OTHERWISE NOTED.
- REFERENCE INTERIOR DESIGN CONSTRUCTION DRAWINGS AND SPECIFICATION FOR FLOOR, BASE, AND WALL FINISHES THROUGHOUT PROJECT AREA.
- CONTRACTOR SHALL VERIFY FINAL CONFIGURATION OF ALL EQUIPMENT, INCLUDING CONTRACTOR FURNISHED ARCHITECTURAL, MECHANICAL, PLUMBING, AND ELECTRICAL ITEMS ASSOCIATED WITH EQUIPMENT, WITH OWNER AND ARCHITECT PRIOR TO COMMENCEMENT OF CONSTRUCTION.
- O.F.I. INDICATES OWNER FURNISHED, OWNER INSTALLED EQUIPMENT. O.F.C.I. INDICATES OWNER FURNISHED, CONTRACTOR INSTALLED EQUIPMENT. C.F.C.I. INDICATES CONTRACTOR FURNISHED, CONTRACTOR INSTALLED EQUIPMENT. V.F.V.I. INDICATES VENDOR FURNISHED, VENDOR INSTALLED EQUIPMENT.
- ALL EQUIPMENT SHALL BE CONSIDERED OWNER FURNISHED, OWNER INSTALLED UNLESS OTHERWISE NOTED.
- CONTRACTOR SHALL PROVIDE, COORDINATE, AND INSTALL ALL REQUIRED EQUIPMENT WOOD BLOCKING (O.F.O.I., O.F.C.I., O.F.V.I., V.F.V.I., AND C.F.C.I.) ITEMS MAY INCLUDE, BUT ARE NOT LIMITED TO:  
TOILET ACCESSORIES: DIAGNOSTIC STETHO GLOVE DISPENSERS, SHARPS CONTAINERS, BLOOD PRESSURE MONITORS, ICE DISPENSERS, CASEWORK, MONITORS, MARKERBOARDS, ROLLER SHADES, CAMERAS, SIGNAGE, ETC.
- ADD CONCRETE TOPPING AS REQUIRED TO LEVEL OUT FLOOR WHERE WALLS HAVE BEEN DEMOLISHED AND/OR WHERE FLOOR IS UNEVEN.
- EXISTING CONSTRUCTION TO REMAIN SHALL BE PATCHED AND REPAIRED AS REQUIRED TO RECEIVE NEW FINISHES.
- ALIGN NEW WALLS WITH EXISTING AS SHOWN ON PLANS TO PROVIDE A CONTINUOUS SMOOTH SURFACE.
- PROVIDE CAULK AT ALL GAPS, MATERIAL TRANSITIONS, AND WINDOW/DOOR FRAMES THROUGHOUT PROJECT AREA. REFERENCE SPECIFICATIONS SECTION 07920 - JOINT SEALANTS FOR ADDITIONAL INFORMATION.
- CLEAN ALL EXISTING WINDOW FRAME, WINDOWS, AND SILLS. PROVIDE NEW SEALANT AS REQUIRED TO ENSURE AIR TIGHT CONSTRUCTION.
- PROVIDE 5/8" GYPSUM WALLBOARD AT ALL EXPOSED SIDES OF INTERIOR WALLS TO REMAIN IN SCOPE AND INTERIOR SIDE OF EXTERIOR WALLS IN SCOPE. REFERENCE SPECIFICATIONS SECTION 09200 - GYPSUM BOARD FOR TYPES BASED ON LOCATION.
- REFERENCE SPECIFICATION SECTION 10280 FOR TOILET ACCESSORY ITEMS DENOTED BY THE TA-X TAG.
- PROVIDE THERMAL WALL INSULATION AS REQUIRED AT ALL EXTERIOR WALLS IN SCOPE. REFERENCE SPECIFICATION SECTION 09200 - GYPSUM BOARD FOR ADDITIONAL INFORMATION.
- PROVIDE ACOUSTIC WALL INSULATION AT ALL EXISTING INTERIOR WALLS IN SCOPE.
- ALL WALLS AT ELECTRICAL ROOMS TO BE FULL HEIGHT. PROVIDE TOP OFF AT EXISTING, AS NEEDED TO MEET REQUIREMENTS OF FULL HEIGHT WALL. REFER TO SPECIAL PARTITION ASSEMBLY TYPE 'H' ON PARTITION DETAILS SHEET A3.1.

REFERENCE ENLARGED FLOOR PLAN SHEETS FOR COMPLETE LISTING OF PLAN KEYNOTES.

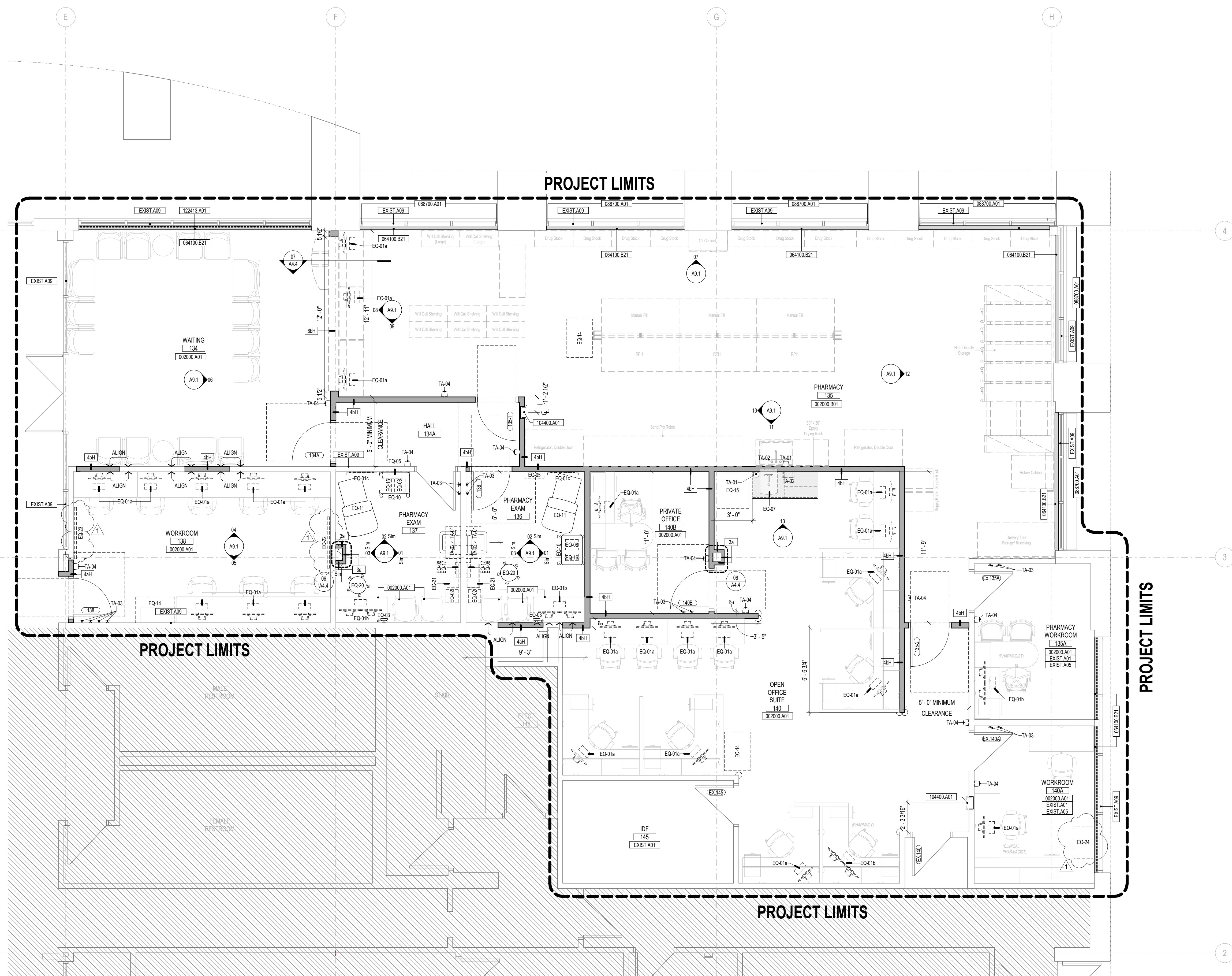
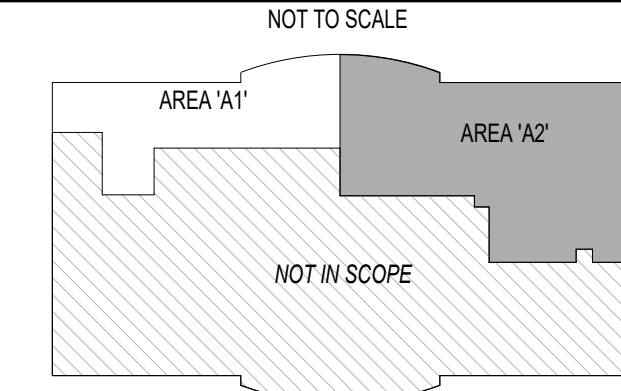
# PLAN KEYNOTES

- 002000.A01 FURNITURE PROVIDED BY OFFICE RESOURCES, INC. REFER TO VENDOR DRAWINGS.
- 002000.B01 PHARMACY CASEWORK AND EQUIPMENT - PROVIDED BY SOUTHWEST SOLUTIONS GROUP. REFER TO VENDOR DRAWINGS.
- 064100.B21 SOLID SURFACE WINDOW SILL, 1/4" THICK WITH 1" OVERHANG AND 1/2" BUILT UP EDGE. (VENDOR PROVIDED, CONTRACTOR INSTALLED).
- 088700.A01 WINDOW FILM (TYPE 1).
- 104400.A01 TYPE 1 SEMI-RECESSED FIRE EXTINGUISHER CABINET WITH FIRE EXTINGUISHER.
- 122413.A01 MANUAL ROLLER SHADES.
- EXIST.A01 EXISTING FINISHES TO REMAIN THROUGHOUT ROOM, UNLESS NOTED OTHERWISE BY INTERIOR DESIGN DRAWINGS. PROTECT DURING CONSTRUCTION.
- EXIST.A05 EXISTING CARPET TILE AND BASE TO REMAIN. PROTECT DURING CONSTRUCTION.
- EXIST.A09 EXISTING CONSTRUCTION TO REMAIN. PROTECT DURING CONSTRUCTION.


# FLOOR PLAN LEGEND

XXXXXX	EQ-XXX	XXXX	G-X
PLAN NOTE	EQUIPMENT NUMBER	ROOM NAME/NUMBER	FRAME ELEVATION/ GLASS TYPE
		XX	XX
NEW DOOR/NUMBER	INTERIOR ELEVATION	DETAIL/SECTION	PARTITION TYPE
NEW WALL	EXISTING WALL		



# KEYPLAN



**01** ENLARGED FIRST FLOOR PLAN - AREA 'A2'  
A4.1.A2 1/4" = 1'-0" NORTH



Architect  
STENGEN HILL  
501 EAST HIGH STREET  
LEXINGTON, KENTUCKY 40502  
859.402.8008



ENLARGED FIRST FLOOR PLAN - AREA 'A2'  
BGCC FIRST FLOOR RENOVATION  
UNIVERSITY OF KENTUCKY  
LEXINGTON, KENTUCKY

1 Addendum 04 08 April 2026  
06 FEBRUARY 2026  
UKY2502 /  
OFFPD11913

**A4.1.A2**

CONSTRUCTION DRAWINGS

Where identified, "OWNER" Refers to "UNIVERSITY OF KENTUCKY"

# GENERAL NOTES


1. REFERENCE PROJECT MANUAL FOR ADDITIONAL PROJECT INFORMATION AND REQUIREMENTS.
  2. REFERENCE VENDOR, MECHANICAL, PLUMBING, AND ELECTRICAL FOR DELINEATION OF ALL ASSEMBLIES WITHIN THEIR RESPECTIVE PORTIONS OF WORK.
  3. CONTRACTOR SHALL VERIFY EXISTING CONDITIONS AND SHALL NOTIFY ARCHITECT IMMEDIATELY OF ANY DISCREPANCIES BETWEEN EXISTING CONDITIONS AND CONFIGURATIONS SHOWN ON THE CONSTRUCTION DRAWINGS.
  4. ALL DIMENSIONS ARE FROM FINISH FACE OF WALL TO FINISHED FACE OF WALL UNLESS OTHERWISE NOTED.
  5. PROVIDE MOISTURE RESISTANT GYPSUM BOARD BEHIND AND WITHIN THREE FEET OF ANY PLUMBING FIXTURE TO A HEIGHT OF 8'-0" A.F.F.
  6. ALL INTERIOR PARTITIONS SHALL BE TYPE 4B UNLESS OTHERWISE NOTED. EXCEPTION: AT LOCATIONS WHERE ONE SIDE OF INTERIOR PARTITION FACES AN UNOCCUPIABLE SPACE, THE INTERIOR PARTITION SHALL BE TYPE 4A UNLESS OTHERWISE NOTED.
  7. GYPSUM WALLBOARD AND ACOUSTICAL INSULATION SHALL EXTEND TO EXACTLY 6" ABOVE CEILING IN ALL LOCATIONS UNLESS OTHERWISE NOTED.
  8. REFERENCE INTERIOR DESIGN CONSTRUCTION DRAWINGS AND SPECIFICATION FOR FLOOR, BASE, AND WALL FINISHES THROUGHOUT PROJECT AREA.
  9. CONTRACTOR SHALL VERIFY FINAL CONFIGURATION OF ALL EQUIPMENT, INCLUDING CONTRACTOR FURNISHED ARCHITECTURAL, MECHANICAL, PLUMBING, AND ELECTRICAL ITEMS ASSOCIATED WITH EQUIPMENT, WITH OWNER AND ARCHITECT PRIOR TO COMMENCEMENT OF CONSTRUCTION.
  10. O.F.O.I. INDICATES OWNER FURNISHED, OWNER INSTALLED EQUIPMENT. O.F.C.I. INDICATES OWNER FURNISHED, CONTRACTOR INSTALLED EQUIPMENT. C.F.C.I. INDICATES CONTRACTOR FURNISHED, CONTRACTOR INSTALLED EQUIPMENT. V.F.V.I. INDICATES VENDOR FURNISHED, VENDOR INSTALLED EQUIPMENT.
  11. ALL EQUIPMENT SHALL BE CONSIDERED OWNER FURNISHED, OWNER INSTALLED UNLESS OTHERWISE NOTED.
  12. CONTRACTOR SHALL PROVIDE, COORDINATE, AND INSTALL ALL REQUIRED EQUIPMENT WOOD BLOCKING (081000) AS REQUIRED FOR ALL WALL-MOUNTED AND CEILING-MOUNTED EQUIPMENT (O.F.O.I., O.F.C.I., O.F.V.I., V.F.V.I., AND C.F.C.I.)
- ITEMS MAY INCLUDE, BUT ARE NOT LIMITED TO:  
TOILET ACCESSORIES, DIAGNOSTIC SETS, GLOVE DISPENSERS, SHARPS CONTAINERS, BLOOD PRESSURE MONITORS, ICE DISPENSERS, CASEWORK, MONITORS, MARKERBOARDS, ROLLER SHADES, CAMERAS, SIGNAGE, ETC.
13. ADD CONCRETE TOPPING AS REQUIRED TO LEVEL OUT FLOOR WHERE WALLS HAVE BEEN DEMOLISHED AND/OR WHERE FLOOR IS UNEVEN.
  14. EXISTING CONSTRUCTION TO REMAIN SHALL BE PATCHED AND REPAIRED AS REQUIRED TO RECEIVE NEW FINISHES.
  15. ALIGN NEW WALLS WITH EXISTING AS SHOWN ON PLANS TO PROVIDE A CONTINUOUS SMOOTH SURFACE.
  16. PROVIDE CAULK AT ALL GAPS, MATERIAL TRANSITIONS, AND WINDOW/DOOR FRAMES THROUGHOUT PROJECT AREA. REFERENCE SPECIFICATIONS SECTION 070200 - JOINT SEALANTS FOR ADDITIONAL LOCATIONS.
  17. CLEAN ALL EXISTING WINDOW FRAME, WINDOWS, AND SILLS. PROVIDE NEW SEALANT AS REQUIRED TO ENSURE AIR TIGHT CONSTRUCTION.
  18. PROVIDE 5/8" GYPSUM WALLBOARD AT ALL EXPOSED SIDES OF INTERIOR WALLS TO REMAIN IN SCOPE AND INTERIOR SIDE OF EXTERIOR WALLS IN SCOPE. REFERENCE SPECIFICATIONS SECTION 092900 - GYPSUM BOARD FOR TYPES BASED ON LOCATION.
  19. REFERENCE SPECIFICATION SECTION 102800 FOR TOILET ACCESSORY ITEMS DENOTED BY THE T.A.X. TAG.
  20. PROVIDE THERMAL WALL INSULATION AS REQUIRED AT ALL EXTERIOR WALLS IN SCOPE. REFERENCE SPECIFICATION SECTION 092900 - GYPSUM BOARD FOR ADDITIONAL INFORMATION.
  21. PROVIDE ACOUSTIC WALL INSULATION AT ALL EXISTING INTERIOR WALLS IN SCOPE.
  22. ALL WALLS AT ELECTRICAL ROOMS TO BE FULL HEIGHT. PROVIDE TOP OFF AT EXISTING, AS NEEDED TO MEET REQUIREMENTS OF FULL HEIGHT WALL. REFER TO SPECIAL PARTITION ASSEMBLY TYPE 19 ON PARTITION DETAILS SHEET AS.1.

# PLAN KEYNOTES

- 002000.B01 PHARMACY CASEWORK AND EQUIPMENT - PROVIDED BY SOUTHWEST SOLUTIONS GROUP. REFER TO VENDOR DRAWINGS.
- 002000.B02 OVERHEAD COILING DOOR AT PHARMACY - PROVIDED BY SOUTHWEST SOLUTIONS GROUP. REFER TO VENDOR DRAWINGS.
- 002000.B03 CONCEALED BRACKET - PROVIDED BY SOUTHWEST SOLUTIONS GROUP. REFER TO VENDOR DRAWINGS.
- 002000.B04 SOLID SURFACE COUNTER TOP - PROVIDED BY SOUTHWEST SOLUTIONS GROUP. REFER TO VENDOR DRAWINGS.
- 064100.B21 SOLID SURFACE WINDOW SILL, 1/4" THICK WITH 1" OVERHANG AND 1 1/2" BUILT UP EDGE. (VENDOR PROVIDED, CONTRACTOR INSTALLED) FRAME ANCHOR.
- 081113.A03 HOLLOW METAL FRAME, PAINT.
- 081416.A01 DOOR (REFER TO OPENING SCHEDULE).
- 088700.A01 WINDOW FILM (TYPE 1).
- 092216.B03 2 1/2" METAL STUDS AT 1'-4" O.C. MAXIMUM. PROVIDE SPACING OF 2'-0" O.C. MAXIMUM WHERE REQUIRED TO MEET STC RATINGS.
- 092216.B04 3 5/8" METAL STUDS AT 1'-4" O.C. MAXIMUM. PROVIDE SPACING OF 2'-0" O.C. MAXIMUM WHERE REQUIRED TO MEET STC RATINGS.
- 092216.B05 6" METAL STUDS AT 1'-4" O.C. MAXIMUM. PROVIDE SPACING OF 2'-0" O.C. MAXIMUM WHERE REQUIRED TO MEET STC RATINGS.
- 092216.B44 6" METAL STUD BOXED HEADER.
- 092900.A01 5/8" GYPSUM WALLBOARD, TYPICAL UNLESS OTHERWISE DESIGNATED BY PARTITION TYPE MODIFIER.
- 092900.A12 GLASS FIBER ACOUSTIC INSULATION (TYPE 1).
- 092900.B03 5/8" GYPSUM WALLBOARD.
- 095100.A01 SUSPENDED ACOUSTICAL CEILING TILE SYSTEM.
- 098200.A01 PRESSURE-SENSITIVE SOUND ABSORPTION MATERIAL WITH SILICONE FACING.
- 122413.A01 MANUAL ROLLER SHADES.
- ELECT.A51 RECESSED LIGHT FIXTURE.
- ELECT.C05 EXISTING WINDOW SILL.
- EXIST.C01 EXISTING WALL CONSTRUCTION. INTERNAL ASSEMBLY UNKNOWN, DETAILS BASED ON ASSUMPTION. CONTRACTOR TO VERIFY AS NECESSARY FOR NEW WORK.
- EXIST.C02 EXISTING STOREFRONT WINDOW SYSTEM.
- EXIST.C03 EXISTING COLUMN.



Architect  
STENGEL HILL  
501 EAST HIGH STREET  
LEXINGTON, KENTUCKY 40502  
859.402.8008



PLAN & SECTION DETAILS  
BGCC FIRST FLOOR RENOVATION  
UNIVERSITY OF KENTUCKY  
LEXINGTON, KENTUCKY

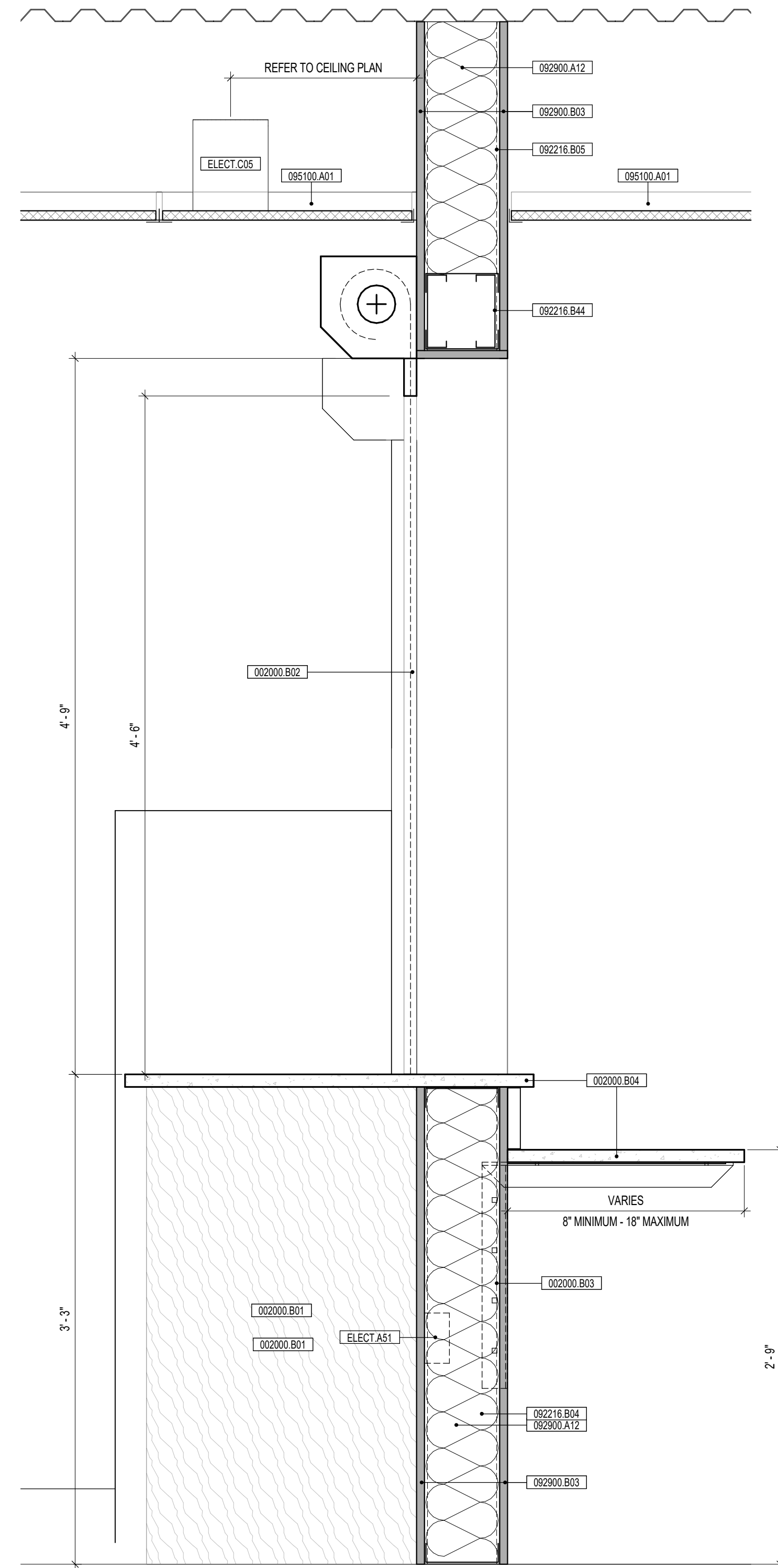
1 Addendum 04 08 April 2026

06 FEBRUARY 2026  
UKY2502 /  
OFFPD11913

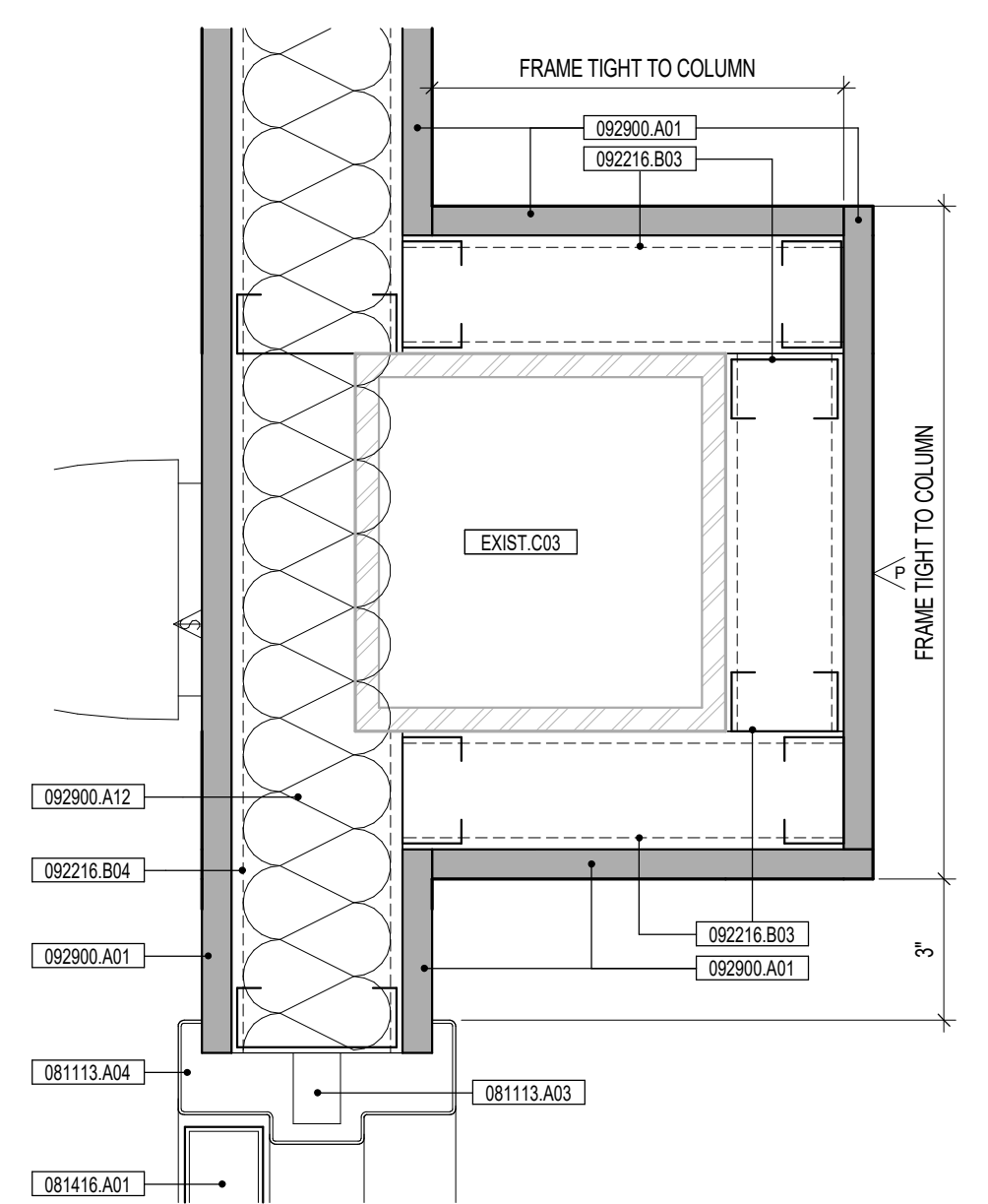
A4.4

CONSTRUCTION DRAWINGS

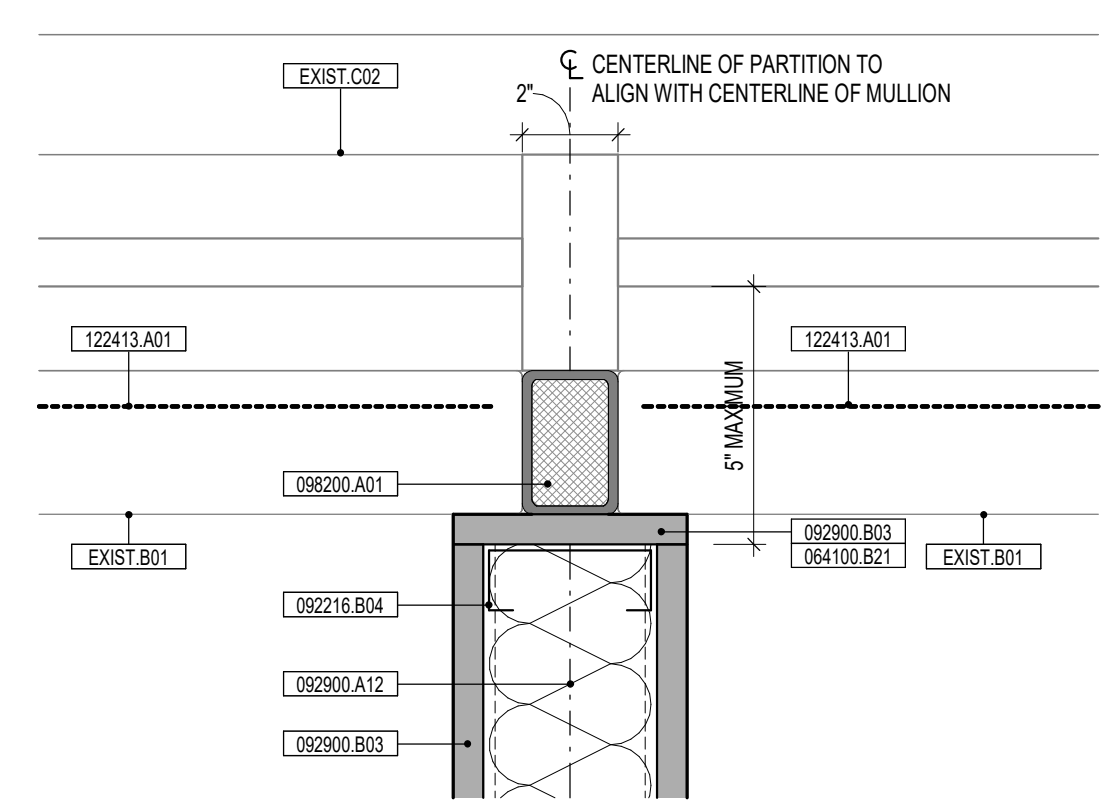
Where identified, "OWNER" Refers to "UNIVERSITY OF KENTUCKY"



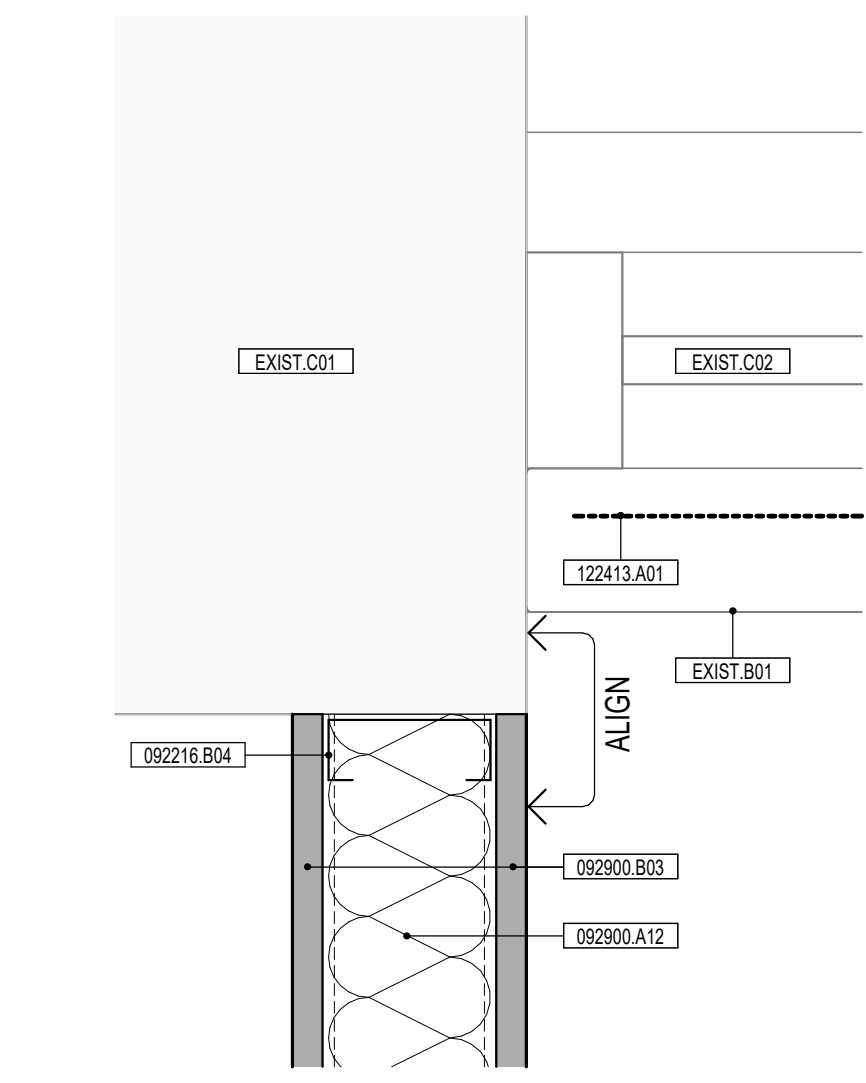
07 SECTION DETAIL  
A4.4 1 1/2" = 1'-0"



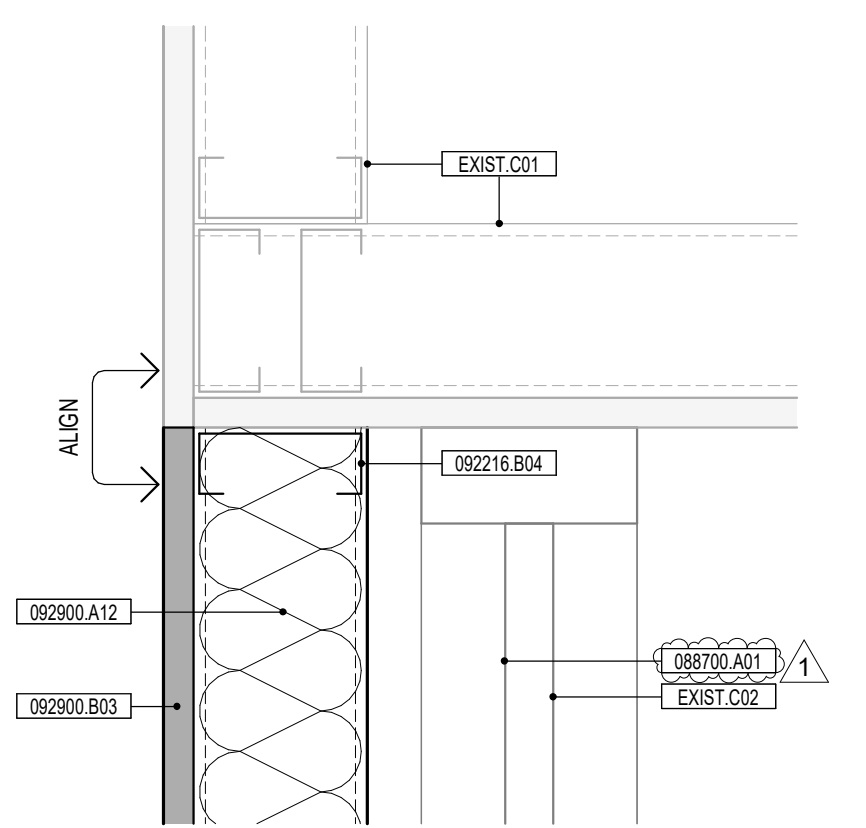
06 PLAN DETAIL  
A4.4 3" = 1'-0" NORTH



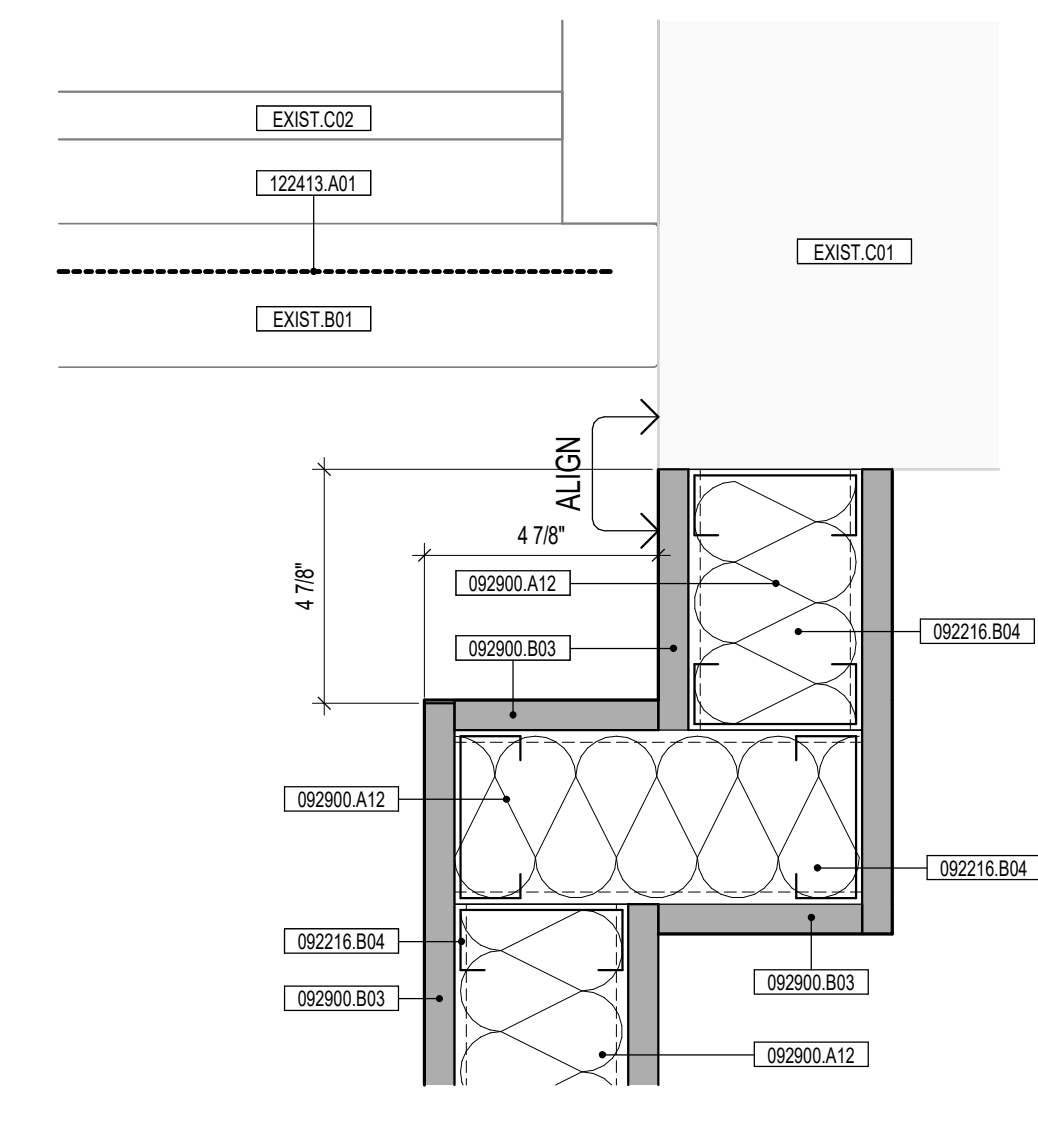
03 PLAN DETAIL  
A4.4 3" = 1'-0" NORTH



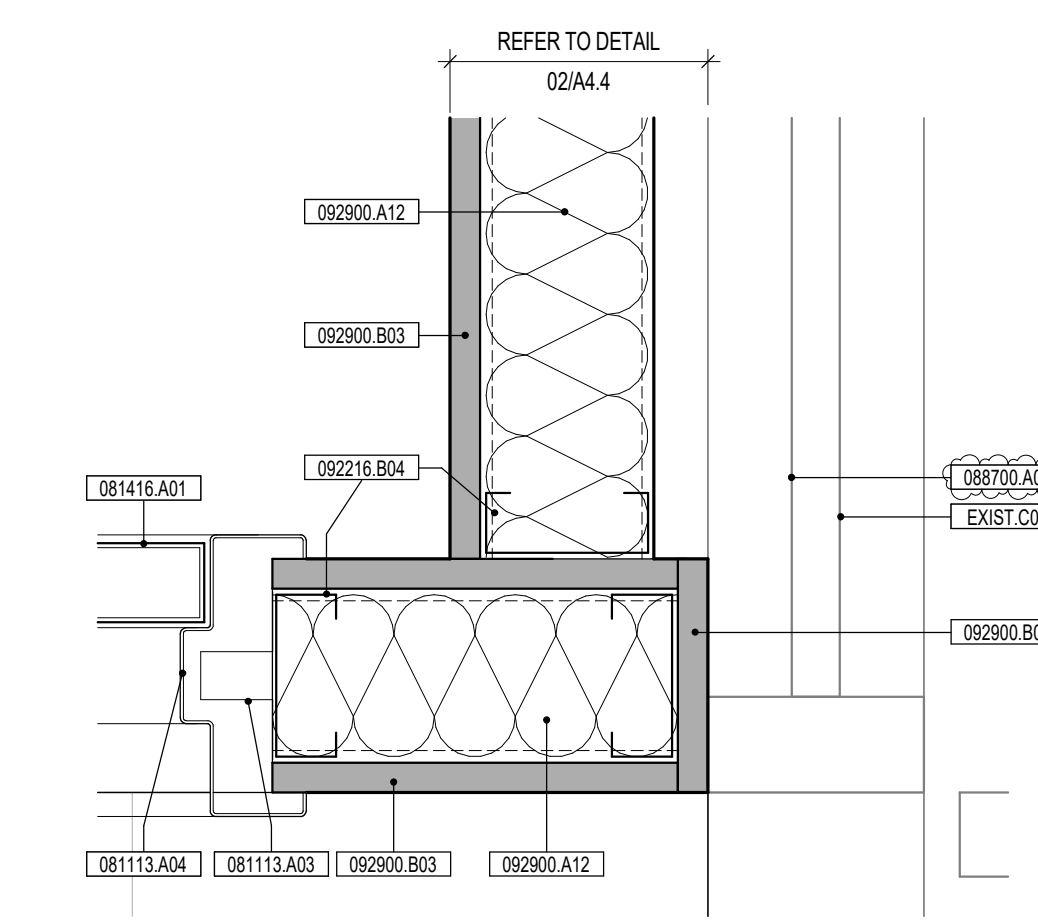
05 PLAN DETAIL  
A4.4 3" = 1'-0" NORTH



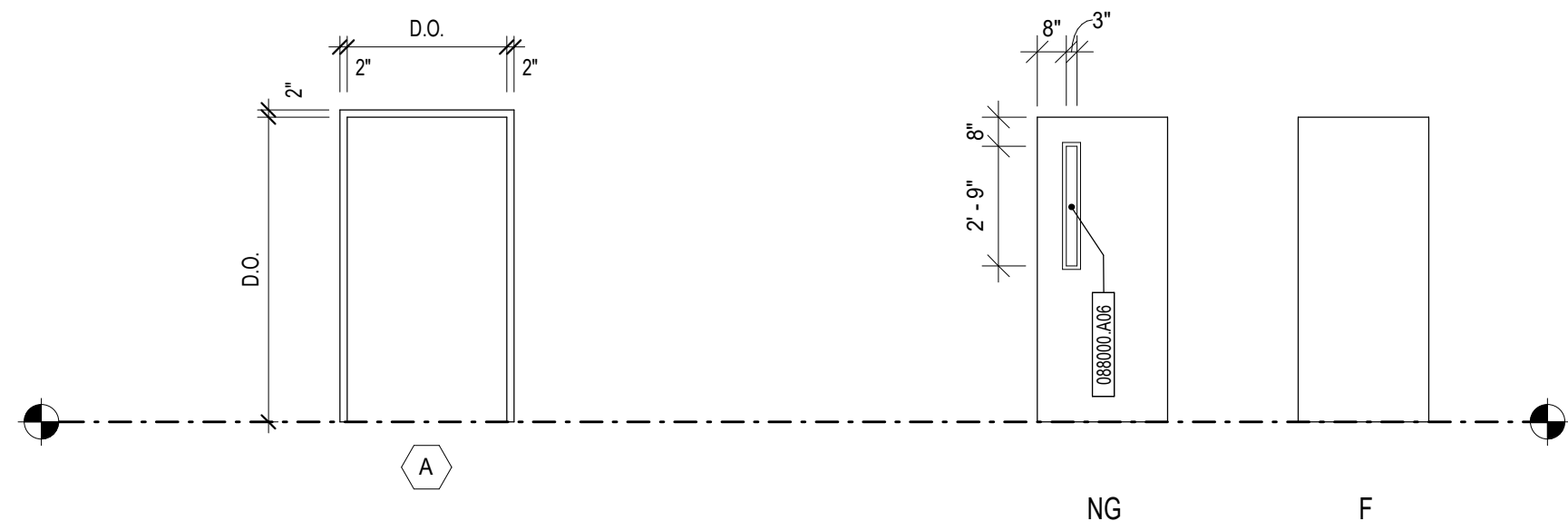
02 PLAN DETAIL  
A4.4 3" = 1'-0" NORTH



04 PLAN DETAIL  
A4.4 3" = 1'-0" NORTH



01 PLAN DETAIL  
A4.4 3" = 1'-0" NORTH



**DOOR & FRAME ELEVATIONS**

1/4" = 1'-0"

DOOR #	ROOM NAME	DOOR OPENING SIZE		DOOR		FRAME		HARDWARE GROUP	LABEL	REMARKS
		WIDTH	HEIGHT	MATERIAL	ELEVATION	MATERIAL	ELEVATION			
Composite First Floor										
120	EXAM	3'-0"	7'-0"	SC	F	HM	A	001	PASSAGE	
121	EXAM	3'-0"	7'-0"	SC	F	HM	A	001	PASSAGE	
122	EXAM	3'-0"	7'-0"	SC	F	HM	A	001	PASSAGE	
134A	HALL	3'-0"	7'-0"	SC	F	HM	A	002	CARD READER (CR)	
135-1	PHARMACY	3'-0"	7'-0"	SC	F	HM	A	002	CR, KEYPAD	PHARMACY ACCESS ONLY
135-2	PHARMACY	3'-0"	7'-0"	SC/GL	NG	HM	A	003	CR + MORTISE	PHARMACY ACCESS ONLY
136	PHARMACY EXAM	3'-0"	7'-0"	SC	F	HM	A	001	PASSAGE	
138	WORKROOM	3'-0"	7'-0"	SC	F	HM	A	002	CR	
140B	PRIVATE OFFICE	3'-0"	7'-0"	SC	F	HM	A	002	CR	
EX.140	OPEN OFFICE SUITE	3'-0"	7'-0"	SC	F	HM	A	003	CR + MORTISE	
EX.140A	WORKROOM	3'-0"	7'-0"	SC	F	HM	A	002	CR	
EX.145	IDF	3'-0"	7'-0"	SC	F	HM	A	003	CR + MORTISE	

ITEM #	DESCRIPTION	RESPONSIBILITY	NOTES
EQ-01a	PC Monitor, Single	O.F.O.I.	
EQ-01b	PC Monitor, Double	O.F.O.I.	
EQ-01c	32" Monitor - Exam Display	O.F.C.I.	Contractor to install blocking. Refer to Electrical Drawings.
EQ-02	Biohazard Bin	O.F.O.I.	
EQ-03	Blood Pressure Monitor	O.F.C.I.	Contractor to install blocking.
EQ-04	Coffee Maker	O.F.O.I.	
EQ-05	Diagnostic Set	O.F.C.I.	Contractor to install blocking. Refer to Electrical Drawings.
EQ-06	Gloves	O.F.C.I.	Contractor to install blocking.
EQ-07	Ice-Maker	O.F.C.I.	Contractor to install blocking. Refer to MEP drawings.
EQ-08	Label Printer	O.F.O.I.	
EQ-09	Microwave	O.F.C.I.	Contractor to install blocking. Refer to Electrical Drawings.
EQ-10	Mobile Cart - M4	O.F.O.I.	
EQ-11	Patient Exam Table	O.F.O.I.	
EQ-12	Phone	O.F.O.I.	
EQ-14	Printer - Floor	O.F.O.I.	
EQ-15	Refrigerator	O.F.C.I.	Refer to MEP drawings.
EQ-16	Scanner	O.F.O.I.	
EQ-17	Sharps	O.F.C.I.	Contractor to install blocking.
EQ-19	Shredder	O.F.O.I.	
EQ-20	Stool	O.F.O.I.	
EQ-21	Trash Can	O.F.O.I.	
EQ-22	Whiteboard	O.F.C.I.	Contractor to install blocking. Existing items to be salvaged and reinstalled to coordinate with new work.
EQ-23	Tackboard	O.F.C.I.	Contractor to install blocking. Existing items to be salvaged and reinstalled to coordinate with new work.
EQ-24	Steelcase Mobile Cabinet	O.F.O.I.	

**EQUIPMENT SCHEDULE**

**GENERAL NOTES**

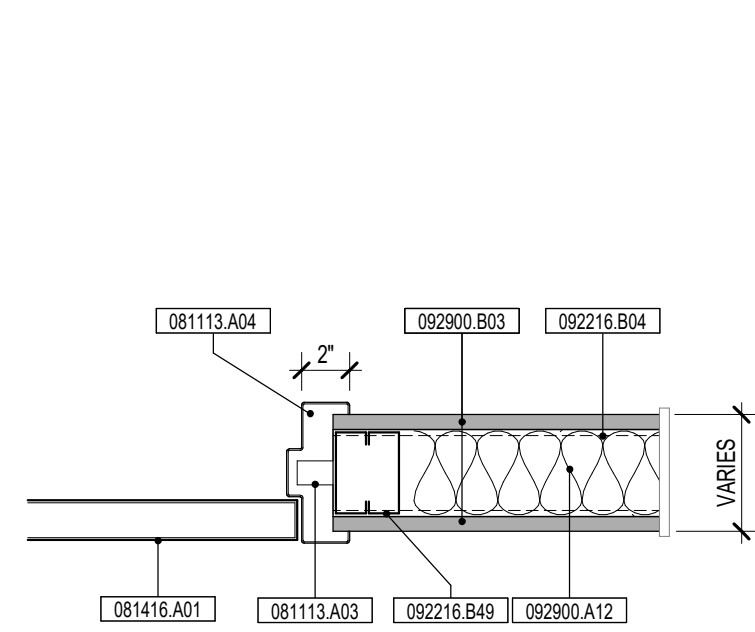
- CONTRACTOR SHALL VERIFY FINAL CONFIGURATION OF ALL SECURITY DEVICES, POWERED DOOR HARDWARE, AND ASSOCIATED ELECTRICAL DEVICES.
- ALL DIMENSIONS ARE FROM FINISH FACE OF WALL TO FINISH FACE OF WALL, UNLESS OTHERWISE NOTED.
- SEALANT TYPICAL AT ALL JOINTS OF ALL ASSEMBLIES.
- ANY STOREFRONT SYSTEM WIDER THAN 6'-6" TO RECEIVE DEFLECTION TRACK AT HEAD.
- REFERENCE INTERIOR DESIGN DRAWINGS FOR FRAME PROTECTION SPECIFICATIONS.
- PROVIDE ADA COMPLIANT TRANSITION/TRESHOLD ELEMENTS AS REQUIRED AT ALL INTERSECTION OF DIFFERENT FLOOR FINISHES AND DOOR OPENINGS.
- CONTRACTOR SHALL BE RESPONSIBLE FOR FIELD VERIFICATION AND COORDINATION OF EXACT DIMENSIONS OF ALL EXISTING FRAMES SCHEDULED FOR NEW DOORS AND WINDOWS.

**DOOR SCHEDULE LEGEND**

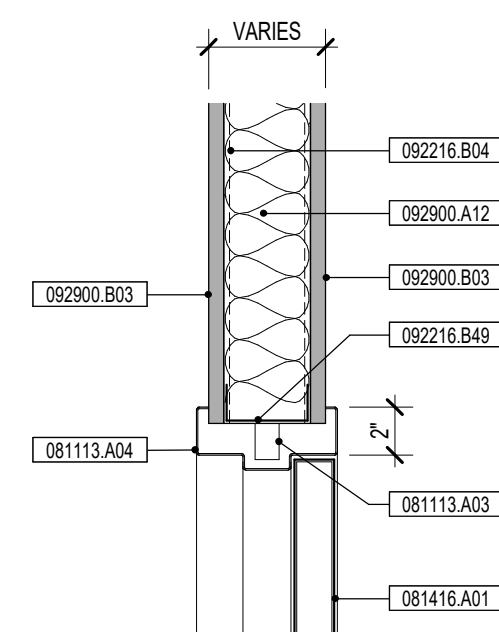
DOOR/FRAME FINISHES		
ABBREVIATION	DESCRIPTION	SPEC SECTION
HM	HOLLOW METAL	081113
SC	SOLID CORE WOOD	081416
GL	GLASS	088000

**SCHEDULE/DETAIL KEYNOTES**

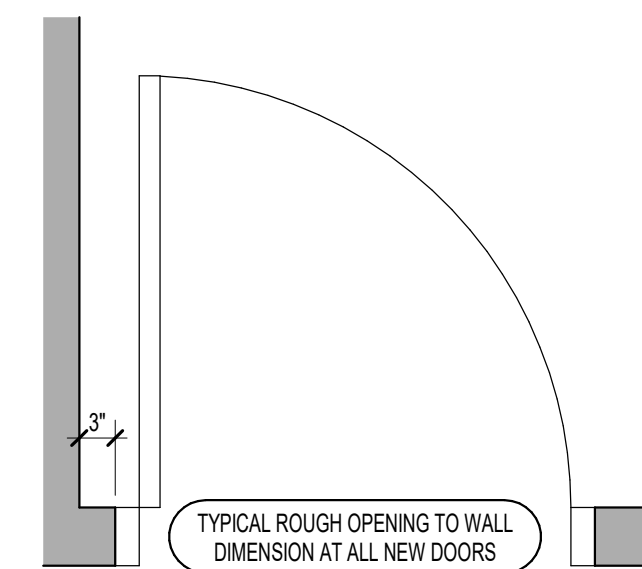
- 081113.A03 FRAME ANCHOR
- 081113.A04 HOLLOW METAL FRAME, PAINT.
- 081416.A01 DOOR (REFER TO OPENING SCHEDULE).
- 088000.A06 GLASS PANEL WITH HOLLOW METAL GLAZING STRIPS. (081113/081416) REFER TO OPENING SCHEDULE FOR GLAZING TYPES.
- 092216.B04 3 5/8" METAL STUDS AT 1'-4" O.C. MAXIMUM. PROVIDE SPACING OF 2'-0" O.C. MAXIMUM WHERE REQUIRED TO MEET STC RATINGS.
- 092216.B49 METAL FLOOR AND CEILING RUNNERS/DEFLECTION TRACK.
- 092900.A12 GLASS FIBER ACOUSTIC INSULATION (TYPE 1).
- 092900.B03 5/8" GYPSUM WALLBOARD.



TYPICAL HOLLOW METAL DOOR JAMB



TYPICAL HOLLOW METAL DOOR HEAD



TYPICAL DOOR POSITION

**03**

A10.1

**DETAIL**

1 1/2" = 1'-0"

**02**

A10.1

**DETAIL**

1 1/2" = 1'-0"

**01**

A10.1

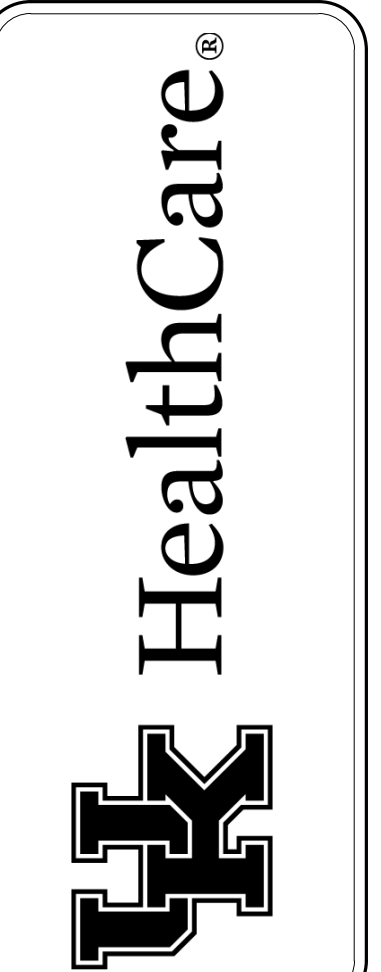
**DETAIL**

3/4" = 1'-0"



**STENGENL - HILL**

Architect  
STENGENL HILL  
501 EAST HIGH STREET  
LEXINGTON, KENTUCKY 40502  
859.402.8008



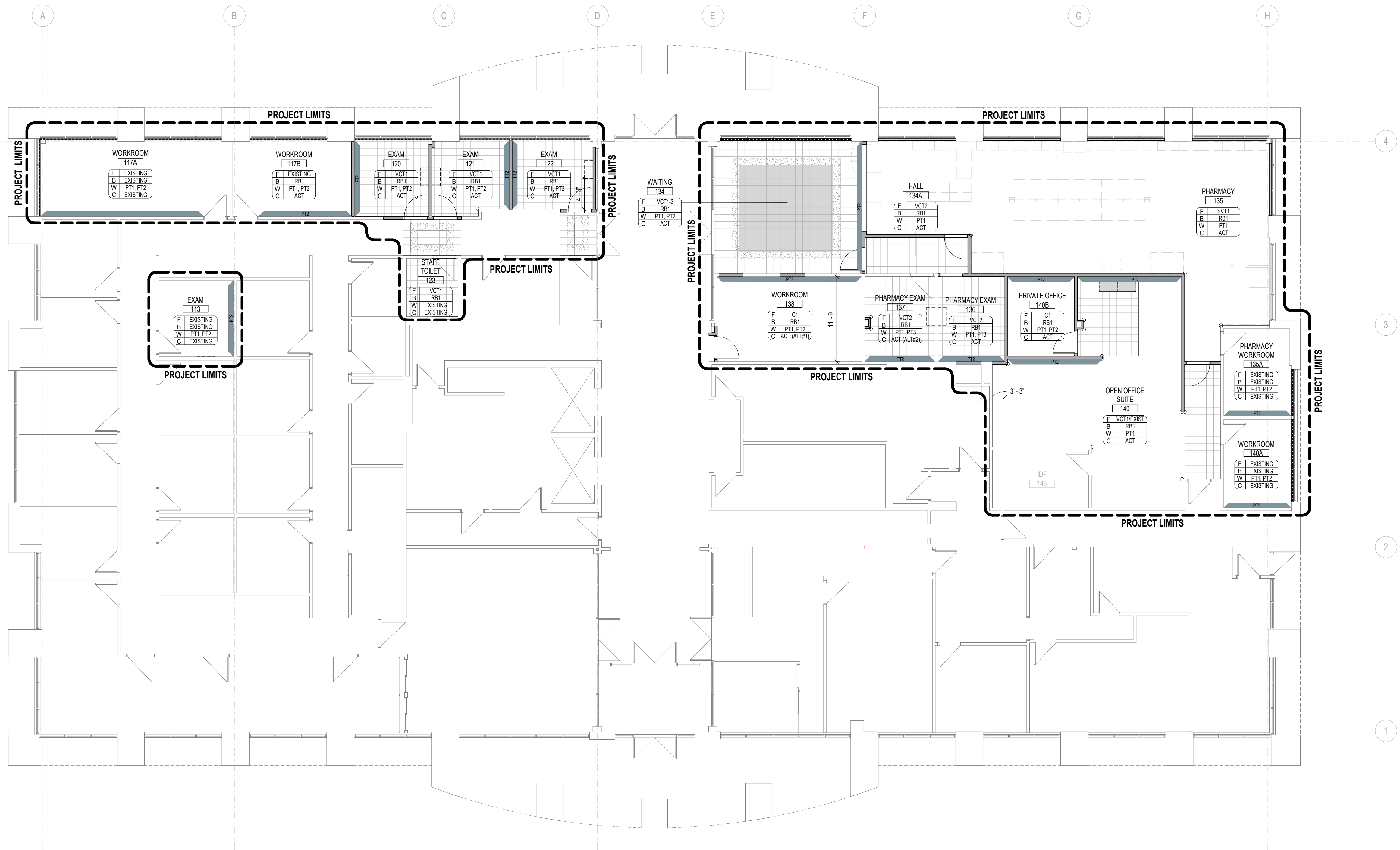
OPENING & EQUIPMENT SCHEDULES  
BGCC FIRST FLOOR RENOVATION  
UNIVERSITY OF KENTUCKY  
LEXINGTON, KENTUCKY

1 Addendum 04 08 April 2026  
  
06 FEBRUARY 2026  
UKY2502 /  
OFFPD11913

**A10.1**

**CONSTRUCTION DRAWINGS**

Where identified, "OWNER" Refers to "UNIVERSITY OF KENTUCKY"



**GENERAL FINISH NOTES**

1. ALL NEW FINISHES TO MATCH EXISTING, UNLESS NOTED OTHERWISE. CONTRACTOR TO NOTIFY ARCHITECT OF ANY DISCREPANCIES.
  2. ALL WALLS TO BE PAINTED COLOR "PT1", WHERE ACCENT WALLS ARE NOT INDICATED.
  3. REFER TO DRAWINGS PROVIDED BY SOUTHWEST SOLUTIONS GROUP FOR SELECTIONS OF CASEWORK/MILLWORK FINISHES WITHIN PHARMACY.
  4. REFER TO DRAWINGS PROVIDED BY MIDMARK FOR SELECTIONS OF CASEWORK/MILLWORK FINISHES AT EXAM ROOM AND KITCHENETTE LOCATIONS.
- COLOR SELECTIONS VARY BY PROJECT AREA:  
CASEWORK IN AREA 'A1' TO MATCH EXISTING COLOR "DUNE".  
CASEWORK IN AREA 'A2' TO MATCH SECOND FLOOR COLOR "RADIANCE".
5. ALL SOLID SURFACE WINDOW SILLS TO BE PROVIDED BY MIDMARK AND INSTALLED BY CONTRACTOR.

**FINISH LEGEND**

**FLOOR FINISHES (F)**

ABBREV.	DESCRIPTION	SPEC SECTION
VCT1	VINYL COMPOSITE TILE ARMSTRONG FLOORING, DESERT BEIGE, #51809	096513
VCT2	VINYL COMPOSITE TILE ARMSTRONG FLOORING, WASHED LINEN, #51810	096513
VCT3	VINYL COMPOSITE TILE ARMSTRONG, MIDGRAYED BLUE, #51875	096513
SVT1	SOLID VINYL TILE AMERICAN BILTRITE, TEXAS GRANITE, MISSION WHITE, #VTG-147	096516
C1	CARPET TILE SHAW CONTRACT, SPACE WORX, KHAKI, #17761 (To Match Existing)	096816

**BASE FINISHES (B)**

ABBREV.	DESCRIPTION	SPEC SECTION
RB1	6" HIGH RUBBER BASE ARMSTRONG, COVE, COLOR: FAWN #80 (To Match Existing)	096513

**WALL FINISHES (W)**

ABBREV.	DESCRIPTION	SPEC SECTION
PT1	PAINT (FIELD AND TRIM) SHERWIN WILLIAMS, CREAMY, SW7012	099123
PT2	PAINT (ACCENT) SHERWIN WILLIAMS, POOLHOUSE, SW7603	099123

**WALL PROTECTION (WP)**

ABBREV.	DESCRIPTION	SPEC SECTION
WP1	WALL PROTECTION - CORNERGUARDS STAINLESS, FULL-HEIGHT	102600
WP2	1/4" SOLID SURFACE BACKSLASH CORIAN, COLOR: SAVANNAH	064100

**DOOR / FRAME FINISHES**

ABBREV.	DESCRIPTION	SPEC SECTION
HM	HOLLOW METAL FRAMES TO BE PAINTED PT1	099123
WD	TO MATCH EXISTING	081416

**CEILING FINISHES**

ABBREV.	DESCRIPTION	SPEC SECTION
ACT	ACOUSTICAL CEILING TILE USG CORPORATION, RADAR CLIMAPLUS HIGH CAC, HIGH NRC 2211 (83-SQUARE) - MEDIUM TEXTURE TILE SIZE: 2' X 2' X 3/4", COLOR: WHITE	095100



**FABRICS / FILMS**

ABBREV.	DESCRIPTION	SPEC SECTION
WT1	ROLLER SHADES DRAPER, SHEERWEAVE, SW2400(2410) BEIGE/PEARL GREY, 3% OPENNESS	122413
WT2	WINDOW FILM 3M, FASCARA, OSLO (SH2EMOS)	086700

**01** COMPOSITE FIRST FLOOR FINISH PLAN  
 1/8" = 1'-0" NORTH



Architect  
 STENDEL HILL  
 501 EAST HIGH STREET  
 LEXINGTON, KENTUCKY 40502  
 859.402.8008



COMPOSITE FIRST FLOOR FINISH PLAN  
 BGCC FIRST FLOOR RENOVATION  
 UNIVERSITY OF KENTUCKY  
 LEXINGTON, KENTUCKY

1 Addendum 04 08 April 2026  
 06 FEBRUARY 2026  
 UKY2502 /  
 OFFPD11913

**ID1.1**

CONSTRUCTION DRAWINGS

Where identified, "OWNER" Refers to "UNIVERSITY OF KENTUCKY"

## GENERAL FINISH NOTES

- ALL NEW FINISHES TO MATCH EXISTING, UNLESS NOTED OTHERWISE. CONTRACTOR TO NOTIFY ARCHITECT OF ANY DISCREPANCIES.
  - ALL WALLS TO BE PAINTED COLOR "PT1", WHERE ACCENT WALLS ARE NOT INDICATED.
  - REFER TO DRAWINGS PROVIDED BY SOUTHWEST SOLUTIONS GROUP FOR SELECTIONS OF CASEWORK/MILLWORK FINISHES WITHIN PHARMACY.
  - REFER TO DRAWINGS PROVIDED BY MIDMARK FOR SELECTIONS OF CASEWORK/MILLWORK FINISHES AT EXAM ROOM AND KITCHENETTE LOCATIONS.
- COLOR SELECTIONS VARY BY PROJECT AREA:  
CASEWORK IN AREA 'A1' TO MATCH EXISTING COLOR "DUNE".  
CASEWORK IN AREA 'A2' TO MATCH SECOND FLOOR COLOR "RADIANCE".
- ALL SOLID SURFACE WINDOW SILLS TO BE PROVIDED BY MIDMARK AND INSTALLED BY CONTRACTOR.

## FINISH LEGEND

### FLOOR FINISHES (F)

ABBREV.	DESCRIPTION	SPEC SECTION
VCT1	VINYL COMPOSITE TILE ARMSTRONG FLOORING, DESERT BEIGE, #51809	096513
VCT2	VINYL COMPOSITE TILE ARMSTRONG FLOORING, WASHED LINEN, #51810	096513
VCT3	VINYL COMPOSITE TILE ARMSTRONG, MIDGRAYED BLUE, #51875	096513
SVT1	SOLID VINYL TILE AMERICAN BILTRITE, TEXAS GRANITE, MISSION WHITE, #VTG-147	096516
C1	CARPET TILE SHAW CONTRACT, SPACE WORK, KHAKI, #17761 (To Match Existing)	096816

### BASE FINISHES (B)

ABBREV.	DESCRIPTION	SPEC SECTION
RB1	6" HIGH RUBBER BASE ARMSTRONG, COVE, COLOR: FAWN #80 (To Match Existing)	096513

### WALL FINISHES (W)

ABBREV.	DESCRIPTION	SPEC SECTION
PT1	PAINT (FIELD AND TRIM) SHERWIN WILLIAMS, CREAMY, SW7012	099123
PT2	PAINT (ACCENT) SHERWIN WILLIAMS, POOLHOUSE, SW7903	099123

### WALL PROTECTION (WP)

ABBREV.	DESCRIPTION	SPEC SECTION
WP1	WALL PROTECTION - CORNERGUARDS STAINLESS, FULL-HEIGHT	102600
WP2	1/4" SOLID SURFACE BACKSPLASH CORIAN, COLOR: SAVANNAH	064100

### DOOR / FRAME FINISHES

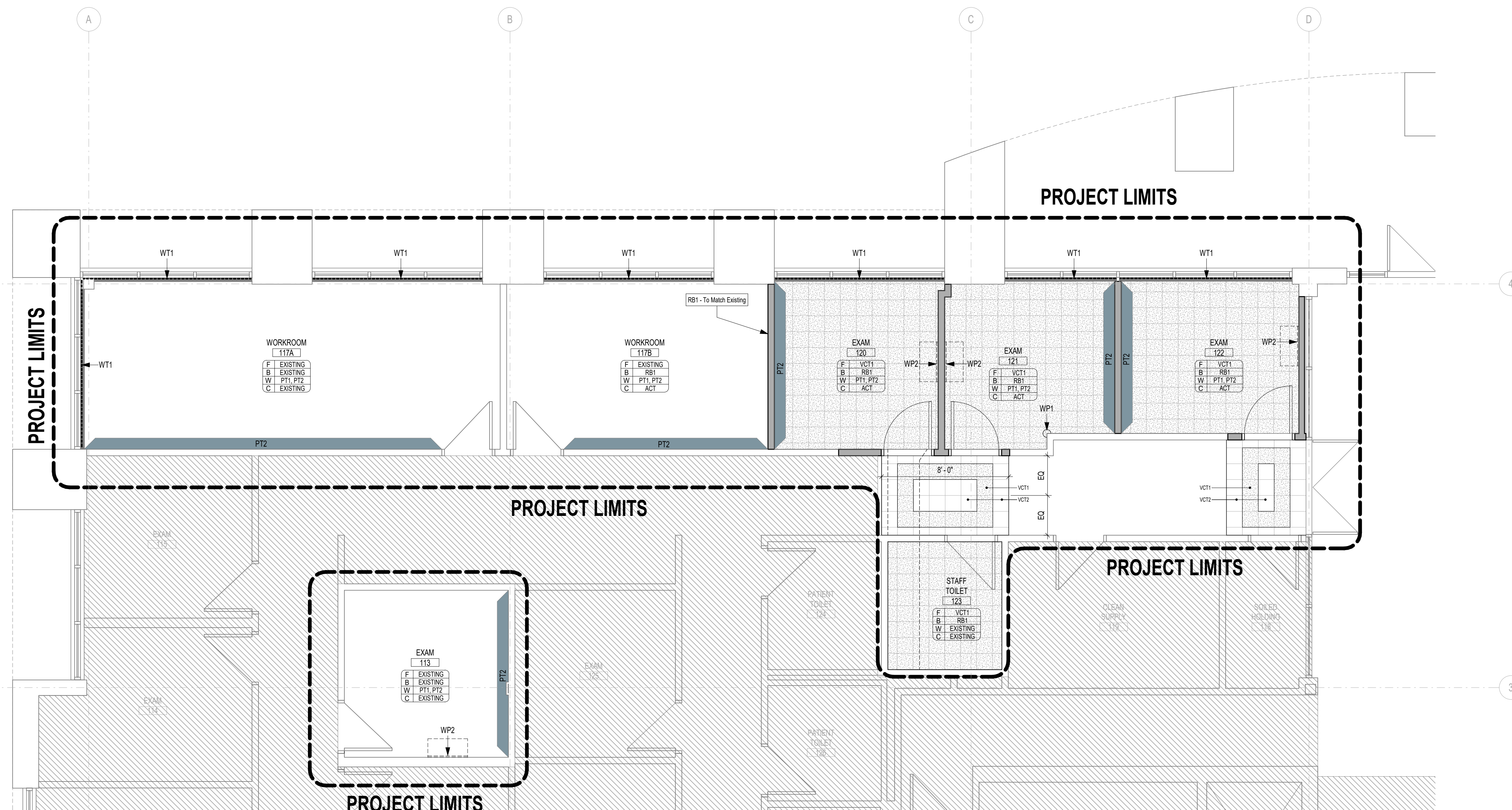
ABBREV.	DESCRIPTION	SPEC SECTION
HM	HOLLOW METAL FRAMES TO BE PAINTED PT1	099123
WD	TO MATCH EXISTING	081416

### CEILING FINISHES

ABBREV.	DESCRIPTION	SPEC SECTION
ACT	ACOUSTICAL CEILING TILE USG CORPORATION, RADAR CLIMAPLUS HIGH CAC, HIGH NRC 22111 (83-SQUARE), -MEDIUM TEXTURE TILE SIZE: 2' X 2' X 3/4", COLOR: WHITE	095100

### FABRICS / FILMS


ABBREV.	DESCRIPTION	SPEC SECTION
WT1	ROLLER SHADES DRAPER, SHEERWEAVE, SW2400(2410) BEIGE/PEARL GREY, 3% OPENNESS	122413
WT2	WINDOW FILM 3M, FASCARA, OSLO (SH2EMOS)	086700



**01** ENLARGED FIRST FLOOR FINISH PLAN - AREA 'A1'  
ID1.1A1 1/4" = 1'-0" NORTH



Architect  
STENGEL HILL  
501 EAST HIGH STREET  
LEXINGTON, KENTUCKY 40502  
859.402.8008



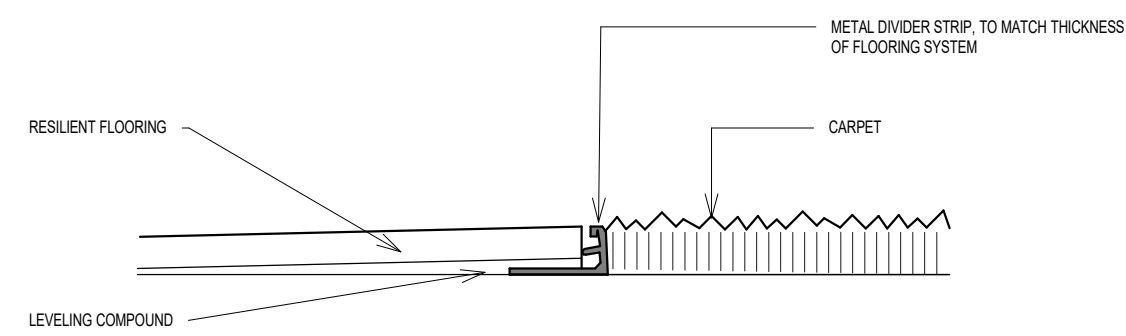
ENLARGED FINISH PLAN - AREA 'A1'  
BGCC FIRST FLOOR RENOVATION  
UNIVERSITY OF KENTUCKY  
LEXINGTON, KENTUCKY

1 Addendum 04 08 April 2026  
06 FEBRUARY 2026  
UKY2502 /  
OFFPD11913

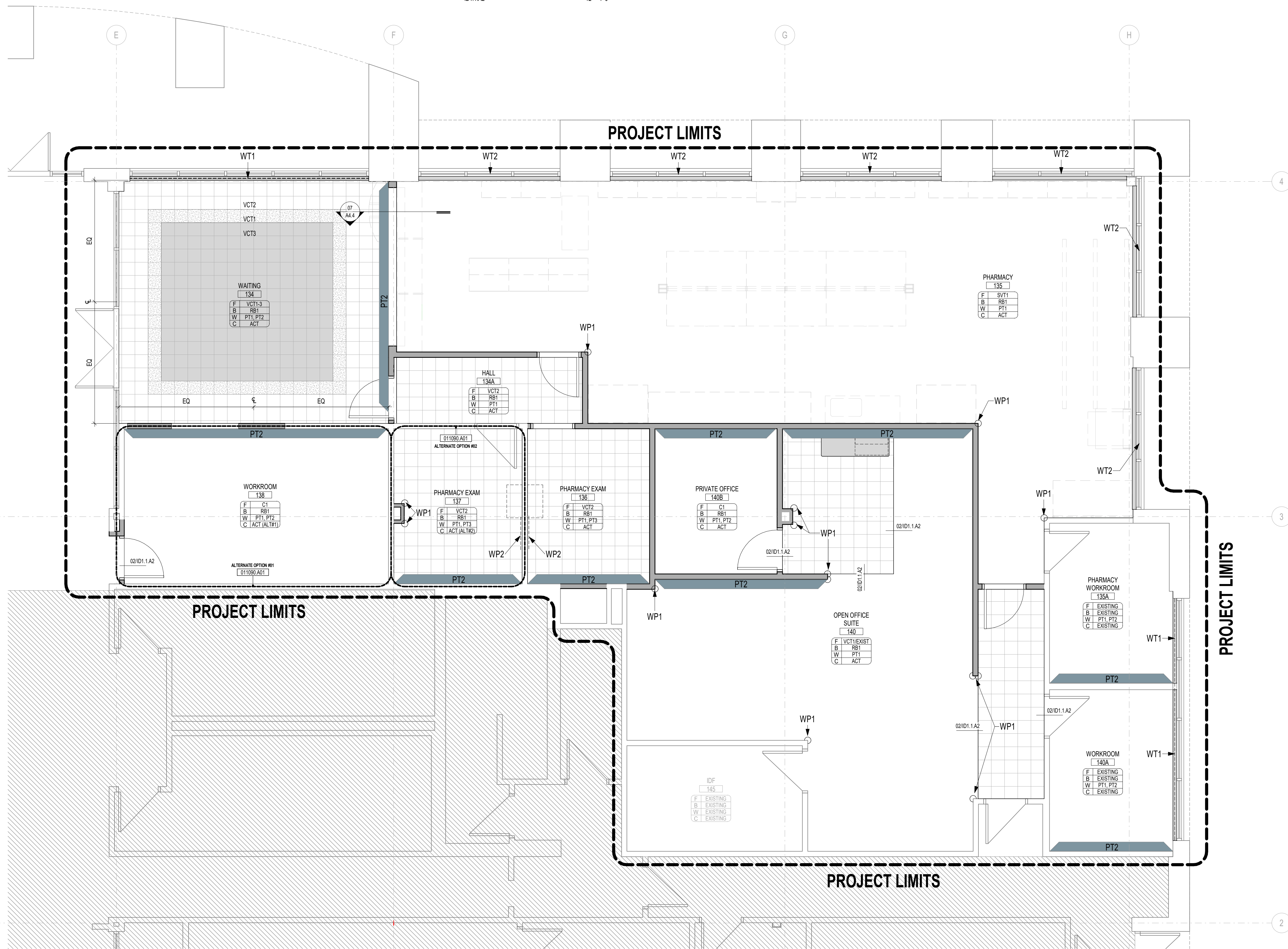
**ID1.1.A1**

CONSTRUCTION DRAWINGS

Where Identified, "OWNER" Refers to "UNIVERSITY OF KENTUCKY"



**02** VCT/CARPET FLOOR TRANSITION STRIP  
ID1.1A2 12' = 1'-0"



**01** ENLARGED FIRST FLOOR FINISH PLAN - AREA 'A2'  
ID1.1A2 1/4" = 1'-0" NORTH

**GENERAL FINISH NOTES**

1. ALL NEW FINISHES TO MATCH EXISTING, UNLESS NOTED OTHERWISE. CONTRACTOR TO NOTIFY ARCHITECT OF ANY DISCREPANCIES.
2. ALL WALLS TO BE PAINTED COLOR "PT1", WHERE ACCENT WALLS ARE NOT INDICATED.
3. REFER TO DRAWINGS PROVIDED BY SOUTHWEST SOLUTIONS GROUP FOR SELECTIONS OF CASEWORK/MILLWORK FINISHES WITHIN PHARMACY.
4. REFER TO DRAWINGS PROVIDED BY MIDMARK FOR SELECTIONS OF CASEWORK/MILLWORK FINISHES AT EXAM ROOM AND KITCHENETTE LOCATIONS.
5. ALL SOLID SURFACE WINDOW SILLS TO BE PROVIDED BY MIDMARK AND INSTALLED BY CONTRACTOR.

COLOR SELECTIONS VARY BY PROJECT AREA.  
CASEWORK IN AREA 'A1' TO MATCH EXISTING COLOR "DUNE".  
CASEWORK IN AREA 'A2' TO MATCH SECOND FLOOR COLOR "RADIANCE".

**FINISH LEGEND**

**FLOOR FINISHES (F)**

ABBREV.	DESCRIPTION	SPEC SECTION
VCT1	VINYL COMPOSITE TILE ARMSTRONG FLOORING, DESERT BEIGE, #51809	096513
VCT2	VINYL COMPOSITE TILE ARMSTRONG FLOORING, WASHED LINEN, #51810	096513
VCT3	VINYL COMPOSITE TILE ARMSTRONG, MIDGRAYED BLUE, #51875	096513
SVT1	SOLID VINYL TILE AMERICAN BILTRITE, TEXAS GRANITE, MISSION WHITE, #VTG-147	096516
C1	CARPET TILE SHAW CONTRACT, SPACE WORK, KHAKI, #17761 (To Match Existing)	096816

**BASE FINISHES (B)**

ABBREV.	DESCRIPTION	SPEC SECTION
RB1	6" HIGH RUBBER BASE ARMSTRONG, COVE, COLOR: FAWN #80 (To Match Existing)	096513

**WALL FINISHES (W)**

ABBREV.	DESCRIPTION	SPEC SECTION
PT1	PAINT (FIELD AND TRIM) SHERWIN WILLIAMS, CREAMY, SW7012	099123
PT2	PAINT (ACCENT) SHERWIN WILLIAMS, POOLHOUSE, SW7903	099123

**WALL PROTECTION (WP)**

ABBREV.	DESCRIPTION	SPEC SECTION
WP1	WALL PROTECTION - CORNERGUARDS STAINLESS, FULL-HEIGHT	102600
WP2	1/4" SOLID SURFACE BACKSPLASH CORIAN, COLOR: SAVANNAH	064100

**DOOR / FRAME FINISHES**

ABBREV.	DESCRIPTION	SPEC SECTION
HM	HOLLOW METAL FRAMES TO BE PAINTED PT1	099123
WD	TO MATCH EXISTING	081416

**CEILING FINISHES**

ABBREV.	DESCRIPTION	SPEC SECTION
ACT	ACOUSTICAL CEILING TILE USG CORPORATION, RADAR CLIMPLUS HIGH CAC, HIGH NRC 22111 (83-SQUARE) - MEDIUM TEXTURE TILE SIZE: 2' X 2' X 3/4", COLOR: WHITE	095100


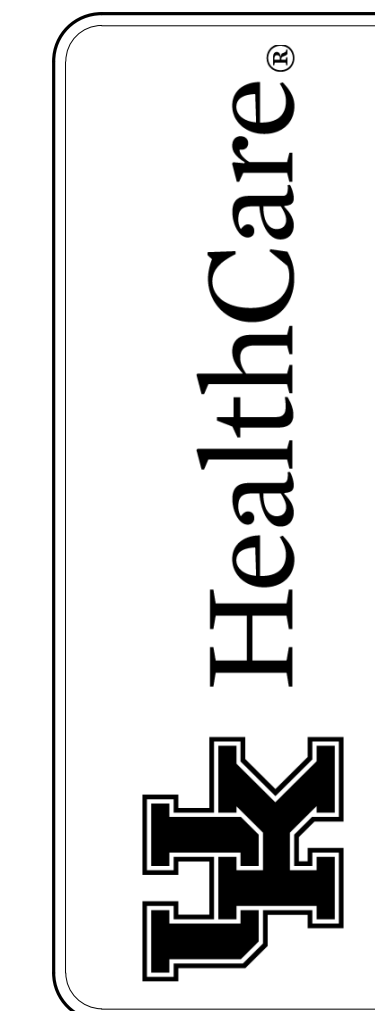
**FABRICS / FILMS**

ABBREV.	DESCRIPTION	SPEC SECTION
WT1	ROLLER SHADES DRAPER, SHERWINWAVE, SW2400(2410) BEIGE/PEARL GREY, 3% OPENNESS	122413
WT2	WINDOW FILM 3M, FASCARA, OSLO (SH2EMOS)	086700



STENDEL - HILL

Architect  
STENDEL HILL  
501 EAST HIGH STREET  
LEXINGTON, KENTUCKY 40502  
859.402.8008



ENLARGED FINISH PLAN - AREA 'A2'  
BGCC FIRST FLOOR RENOVATION  
UNIVERSITY OF KENTUCKY  
LEXINGTON, KENTUCKY

1 Addendum 04 08 April 2026

06 FEBRUARY 2026  
UKY2502 /  
OFFPD11913

**ID1.1.A2**

CONSTRUCTION DRAWINGS


Where identified, "OWNER" Refers to "UNIVERSITY OF KENTUCKY"

## UK-11913-1-26 BGCC 1st Floor Pharmacy Expansion

## Question and Response Log

As of: 04/08/2026 4:00PM

#	Date	Question	Responder	Response
1	3/19/2026	Will hardware sets be released? The Door Schedule references Hardware Groups but I do not see these defined in the contract documents.	SH	Please refer to Addendum #3, dated 03.31.2026.
2		Will technical specs be released? There are references to spec sections throughout the plans but they are not included in the contract documents.	SH	Please refer to Addendum #3, dated 03.31.2026.
3		Can flex drops be utilized?	KLH	KLH takes no exception to flex drops
4	4/1/2026	Please provide the toilet accessory selections or specification 102800 that is referenced on drawing A.41 notes.	SH	Please refer to Addendum #3, dated 03.31.2026.
5		What is the acceptable path for bringing concrete into the space for the plumbing pour backs? Is it the nearest double door?	UK OFPD	Concrete will have to be transported by hand. The double doors from the back parking lot (at the vestibule) is the closest access point. Slab pour will need to occur after normal business hours. This is correct- back door AM
6		Almost all drawing sheets reference spec sections multiple times. Please provide these specifications.	SH	Please refer to Addendum #3, dated 03.31.2026.
7		The Opening Schedule on drawing A10.1 tags the hardware group but there is no schedule to tell us what this hardware set consists of. Please advise.	SH	Please refer to Addendum #3, dated 03.31.2026.
8		We'd like to confirm that all Owner furniture and equipment is furnished and installed by the Owner.	UK OFPD	Refer to responsibilities identified in Section 002000 - Information Available to Bidders. ORI (Furniture) - OFOI Southwest Solutions (Pharmacy casework) - VFVI Midmark (casework) OFCI  Contractor responsible for blocking to support all items, regardless of who installs. This is correct, will need coordination with electricians UK ITS for running data and
9		Sheet A10.1 indicates that there is an EQ-22 Whiteboard somewhere on the project that needs blocking at a minimum. No EQ-22 notation could be located on the contract documents. Is this correct?	SH	Whiteboards (EQ-22) or other wall-mounted items in existing Workrooms 117A-117B (on sheet A4.1.A.1) will need to be removed and reinstalled as deemed necessary by contractor to coordinate with any new work.  Whiteboard/tackboard in demolished Workroom 121 (New Exam Rooms) to be salvaged and reused in new Workroom 138.  Further clarification/locations to be provided in Addendum 04.
10		Drawing A4.4, we'd like to confirm that the <u>only</u> Southwest Solutions Group product that we as the GC are installing are the window sills (keynote 064100.B21)?	UK OFPD	Sills are indicated by Midmark and will be installed by contractor.  Contractor to coordinate sequencing for the installation of concealed brackets and blocking for any vendor casework/equipment. Additionally, contractor will need to coordinate with SSG and electrical drawings for placement of outlets.  SSG will install all of their casework, counters, and equipment. Any supporting infrastructure to be installed by contractor (such as supports at coiling door, concealed brackets, blocking.) This is correct- sills will be provided by midmark and installed by contractor AM
11		Drawing A9.1 mentions "002000.B02" – Overhead Coiling Door at Pharmacy. It says provided by Southwest Solutions Group. Can we assume this scope is OFOI? If we are to provide this coiling counter door, typically the door motor and header are supported by the side rails which are mounted to wood blocking or structural steel. Nothing like that is shown on the drawings. Please verify how these jambs are to be constructed.	SH	Contractor refer to cutsheet included in Section 002000 - Information Available to Bidders for mounting and blocking requirements. (It indicates guide rails to be face-mounted to wall with solid blocking. Architectural drawings indicate wall type 4b with a length of 5-1/2" on each side of opening for mounting. Provide wood blocking may be required within studs.)
12		Drawing A9.1, Keynote 064100.C02 mentions a solid surface vertical panel for each Exam Room. Please provide the specs on this solid surface item (thickness, color, etc.)	SH/UK	Wall protection Solid Surface panel to be 1/4" Thickness. Corian, Color "Savannah". Contractor Furnished Contractor Installed Correct AM

13		Drawing A9.1 says to reference vendor drawings. We cannot find any vendor drawings within the documents. Please advise.	SH	Please refer to Addendum #3, dated 03.31.2026.
14		Note #17. on drawings A4.1 and A4.1.A1 mentions cleaning all window frames, windows, sills and to provide new sealant for an air tight construction. Who is doing this evaluation and testing for this airtight seal? Is this for all existing windows on the building? Seems more of a landlord issue rather than UK Healthcare as the tenant.	SH	The keynote applies should any existing exterior window be required to be removed for construction access and reinstalled prior to substantial completion. All window frames and sills would need cleaning for final completion. Caulking required at window sills. No air infiltration test required as no new exterior windows are being provided.
15		Ceiling heights are not listed on the reflected ceiling plans. Notes say to "match existing". Detail 07/A4.4 scales the ceiling at 8'-11". Is this correct? If not what are the existing and proposed heights?	SH	Heights vary by room from a range of ~8'-11" to 9'-0"... "To Match Existing" is noted for the purpose of coordinating heights for existing infrastructure to remain - such as any sprinkler heads.
16		Related to the reflected ceiling plans, corner guard WP1 says to be full height. We need to know the height of the finish ceiling to determine what full height is. If it is more than 8ft, is 8ft acceptable versus a custom height?	UK OFPD	8 ft. is acceptable. Acceptable AM
17		There is a one-sided wall shown to be installed at Exam Room 122 in front of the existing storefront. There is, however, no type of window film shown to be installed on the storefront glazing on the backside of this wall. That means the insulation in the wall will be exposed to public view. Please verify if this is correct.	SH	There is an existing film/tint on this storefront. (See image inside of workroom for reference)  Additional film to be applied. Refer to Addendum 04.
				
18		Please verify the EXACT Extents of Alternate #01 & #02. Some sheets seem to insinuate that the rooms are only to be done if the alternate is approved. Sheet A5.1.A.2 seems to indicate that the existing ceilings in these rooms as well as the ceiling devices are supposed to stay. Sheets ID1.1.A2 and E3.1 seem to indicate only the Existing Ceiling demolition, New Ceiling Install, and removal and installation of new ceiling lights should be part of these alternates. Drawing P1.1 seems to indicate that the existing plumbing lines above the ceiling will have to be cut out as part of the base bid, which would require removal of the ceiling at the lines. The Plumbing and HVAC drawings show nothing about what is and isn't in these Alternates.	SH	Please refer to schedule of alternates in Section 011090 - Contract Considerations of Project Manual (Refer to Addendum #3).  Short summary - Alternate #1 - remove and replace ceiling and fixtures within Existing Pharmacy 135/New Workroom 138
19		Demolition Note 024119.B04 on sheet A2.1 indicates to remove existing cubicles and protect during construction for reuse. Nothing indicates who reinstalls these cubicles. Please verify this scope. Please verify if there is a storage area onsite where these can be stored out of harms way or if they will need to be taken off site for reinstallation later.	ORI/UK OFPD	I would prefer to have ORI remove these offsite and repurpose what is needed. They will also re install. AM
20		Who provides and installs the sink cabinets at Pharmacy 135 and the Kitchenette. Detail 11/A9.1 seems to indicate the Pharmacy 135 cabinets are completed by others. Note 123570.A01 in reference to Detail 13/A9.1 seems to indicate that All of the Kitchenette cabinetry and countertops are provided by the Owner and installed under this contract. Please verify?	SH	Pharmacy casework is by Southwest Solutions group. Midmark casework at Kitchenette and exam rooms is to be O.F.C.I. Please refer to Midmark drawings provided within the specifications (Refer to Addendum #3)
21		Per Sheet A2.1 it shows Door Openings EX140, EX140A, & EX145 staying in place. Per the First Floor Opening Schedule on Sheet A10.1 it appears that the existing doors, frames, and hardware are to be new. Please verify the scope at these openings.	SH	Clarification: Existing Doors 140 (Entry to Office Suite), 145 (IDF), and 140A (Workroom) - are to remain, but they are scheduled to have card readers (or card readers with mortise) added as indicated in schedule. Refer to full hardware specification (Refer to Addendum #3) Contractor will need to verify compatability of existing doors/frames to determine any necessary retrofitting.

22		To meet the RFP requirements, we are to provide a project schedule. Please verify how phasing should work. For example, does all Owner equipment and furniture have to be fully moved into Phase 1 before we can start Phase 2A? 2A the same before 2B? Does 2B need to be fully opened for use once Phase 1 is completed? For Phase 2B it seems to indicate that this work has to be completed at night. If that is the case who is responsible for moving furniture in and out daily to accommodate this work as well as keep this room open? The current temp wall location as it relates to Phase 1 will make it extremely difficult to install the overhead door shown at the reception area as it leaves no room to install the roller or curtain. Can this be installed in Phase 2B so the wall is out of the way.	SH	<p>Phase 1 was proposed to be separated by a temporary wall and completed prior to Phase 2A to accommodate continuous Pharmacy operations. As indicated on the cutsheets provided by SSG, the coiling door is mounted to the face of wall/blocking on pharmacy-side. To facilitate construction, the glazing of an existing exterior window can be removed (and must be replaced) for material transfer. A temporary door may be required in the temporary wall.</p> <p>Phase 2B was proposed as after hours work to be conducted over a weekend: this would include the removal of the temporary wall(s), and installation of new finishes - sills, flooring, ceiling, any wall patching, and painting. (Prioritizing any work that would inhibit operations.) Further coordination with Owner/pharmacy staff will be required for removal of furniture. It might be possible to place this in the main entry/elevator corridor during 2B completion.</p> <p>Phase 3A is proposed prior to Phase 3B to allow for installation of the separation wall prior to any painting work. Throughout the course of proposed Phase 3A, any slab work would need to occur after-hours (either evenings or weekends). The hallway where this work is scheduled to occur needs to be accessible in the event of a fire or other emergency during operable business hours. In between intervals of after-hours work, during business hours, the slab work would need to be concealed by plates/covers. The work in proposed Phase 3B was suggested with the assumption that work could be contained within each room.</p> <p>Please note: Sequencing of work is the responsibility of the Contractor, the proposed phasing plan is suggested with the intent of minimizing disruptions of client/user operations.</p>
23		Are existing walls shown to receive contractor installed blocking or new specialties such as Coat Hangers to be cut open, blocking installed, and drywall patched?	SH	Yes, Install blocking at existing walls where necessary with drywall patch/paint.
24		Who is responsible for installing the manual Roller Shades? What are the specifications for these?	SH	Contractor to install. Refer to Interior Design Drawings and specification section 122413. Please refer to Addendum #3, dated 03.31.2026 for specifications.
25		Are the heads to be turned up until ceiling is reinstalled?	KLH	Yes, the sprinkler heads will need to be turned up until ceiling is reinstalled.
26		Will a fire watch be required?	KLH	Fire Watch is required in transition.
27		When will the project start?	UK OFPD	As soon as we can, I would like a proposed schedule once awarded. AM
28		When is the completion date?	UK OFPD	6 months from start, but I would like to see what the contractor schedule would be, I also have not ordered FFE as I am waiting for bids. AM
29		Will night work or weekends be required?	SH	Yes. Any/all Slab work/below slab work slab will need to be completed outside of normal business hours (8am-5pm). Waiting Room finish tie-in will also be required to be completed outside normal operating hours. Coordinate planned construction activities with Owner/occupants - Written approval is required PRIOR to commencing construction work.
30	4/3/2026	You have Midmark supply the window sills. That will result in many field seams because the pieces will be shipped small. Spec division 064100-6 lists all window sills to be secured with a concealed screw and adhesive. Can the concealed screw requirement be omitted and adhered be acceptable?	SH	Adhered is acceptable, screw requirement may be omitted.
31		There is additional Corian not listed in Midmark shop drawings. Reference elevation 1 sheet A9.1 This would occur below the Midmark upper cabinets in the exam rooms providing a splash panel behind the sinks. Please advise who is responsible for supplying that Corian.	SH	These are supplied by Midmark and installed by Contractor.