

How Fix Requisition Errors During MRP Run

How to fix errors on requisitions during MRP runs; these are sometimes called "red bombs".

Role: Supply Chain Buyer Staff

Frequency: As Needed

**Requisitions can "red bomb" when running the queue for multiple reasons, most often for sourcing issues (info record, contract, pricing, etc.) but also for order requirements

**Involve the Strategic Sourcing Specialist as needed

- Go into ME59N to run the auto queue
- Click the "Variant" icon, remove text in "created by" field, Click the "Execute" icon

Automatic Creation of Purchase Orders from Requisitions

Purchasing Group to

Purch. Organization to

Fixed Vendor to

Contract to

Plant to

Supplying Plant to

New Purchase Order

☐ Per Purchasing Group ☐ Per delivery date

Find Variant

Variant

Environment

Created By

Changed By

Original Language

Run

How Fix Requisition Errors During MRP Run

- Choose "Hosp Auto PO" by double clicking the line or by selecting the line and clicking the check

LE ABAP: Variant Directory of Program RM06B830

Variant Catalog for Program RM06B830 (15)

Variant name	Short Description	Environment	Protected	Created By	Created On	Changed By	Changed On
/ZBUYER057	/Zbuyer057	A	<input checked="" type="checkbox"/>	DAKO224	04/13/2017		
AHS AUTOS	Anthony's MRP'S	A	<input checked="" type="checkbox"/>	AHSM226	08/16/2022	AHSM226	08/16/2022
CHAR AUTO PO	charlotte auto po	A	<input checked="" type="checkbox"/>	CGARNETT	04/03/2006	CGARNETT	09/29/2010
CRYSTAL AUTO	Crystal Auto	A	<input type="checkbox"/>	SCDE224	02/17/2023	SCDE224	03/13/2023
EGR AUTOS	Edwards MRP'S	A	<input type="checkbox"/>	EGR264	05/10/2023		
FACILITY MRP	Facility's PO for MRP run	A	<input checked="" type="checkbox"/>	LDNICH2	02/11/2008	LDNICH2	03/23/2022
HOSP AUTO PO	Hosp AUTO PO	A	<input type="checkbox"/>	LDNICH2	04/21/2006	SCDE224	04/28/2023
ITAM MRP	ITAM MRP COMPUTERS STOCK	A	<input checked="" type="checkbox"/>	LDNICH2	09/27/2017	LDNICH2	09/27/2017
ITAM MRP RB	ITAM MRP - RANDY	A	<input checked="" type="checkbox"/>	RLBA253	06/09/2023	RLBA253	07/10/2023
JLK AUTOS	Jonathan's MRP'S	A	<input checked="" type="checkbox"/>	JLKA227	04/25/2023	JLKA227	04/25/2023
LILYS AUTOS	MRP'S	A	<input type="checkbox"/>	LKU234	08/16/2022	SCDE224	09/16/2022
LUKE'S AUTO	MRP'S	A	<input type="checkbox"/>	BLCH231	08/16/2022	BLCH231	08/16/2022
MARGARETS AUTO	margarets auto po's	A	<input type="checkbox"/>	MWILK0	04/04/2006		
MRP IVS,GLOVES	MRP IV, Glove Orders	A	<input type="checkbox"/>	KIMCDO2	08/03/2012		
SCD AUTO	MRP'S-075	A	<input type="checkbox"/>	SCDE224	08/16/2022	SCDE224	02/20/2023

Automatic Creation of Purchase Orders from Requisitions

Purchasing Group: 044 to:

Purch. Organization: UK00 to:

Fixed Vendor: to:

Contract: to:

Plant: UK00 to:

Supplying Plant: to:

New Purchase Order

☒ Per Purchasing Group ☐ Per delivery date

☐ Per Plant ☐ Per Vendor Subrange

☒ Per Storage Location ☐ Per Requisition

☐ Per Item Category ☐ Per Requisition Item

☒ Per Company Code ☐ Per Contract

Other Parameters

☐ Generate Schedule Lines Detailed Log

☐ Omit Faulty Items Set PReqs to "Closed"

☒ Test Run

How Fix Requisition Errors During MRP Run

- If for any reason a vendor auto-filled, erase it and then Click "Execute"

Purchasing Group	113
Purch. Organization	UK00
Fixed Vendor	195485
Contract	
Plant	UK00
Supplying Plant	

**The below requisition has bombed and will not convert for some reason

- Double-click the requisition to go into it

Automatic Creation of Purchase Orders from Requisitions							
PO	OTyp	POrg	PGr	Agreement	Item	Purch.Req.	Item Det S... Message Text
Supplier 139752 Precision Dynamics Corporation							
1	ZB	UK00	125			31518901	10 Test run failed
							Requisition could not be converted

- Copy the requisition and go into transaction ME21N (Create Purchase Order)

Display Purchase Req. 31518901

Document Overview On

ZM Req Healthcare M... 31518901

Texts

Header note

- Slide to the right and enter the requisition, press enter to populate other information

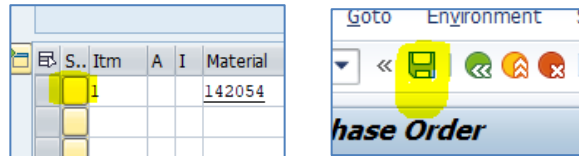
**If MRP requisition, line number is ALWAYS 10, If Manual requisition, line number will be specific

o rec.	R...	F...	T...	Purch.Req.	Req...	Outline ag...	Con
	<input type="checkbox"/>	<input type="checkbox"/>		31518901	10		
	<input type="checkbox"/>	<input type="checkbox"/>					
	<input type="checkbox"/>	<input type="checkbox"/>					

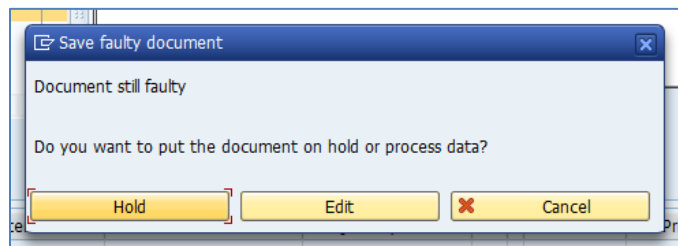
How Fix Requisition Errors During MRP Run

**If it is a sourcing issue, the line will bomb with a red stop sign, click the stop sign for more info

- This order did not automatically bomb so I am going to proceed as normal and click save

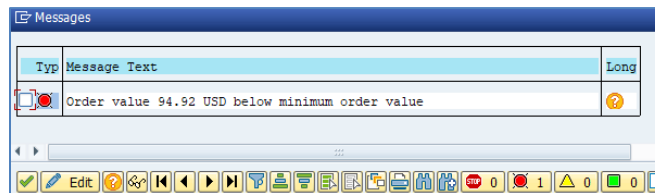


**A pop-up appeared with 3 options: Hold, Edit, Cancel



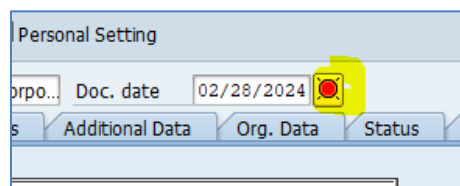
Hold will convert the requisition to a PO but will keep it internal, there is no output to the supplier, **DON'T DO THIS

**Edit will allow the bomb pop-up to appear with what is stopping the order

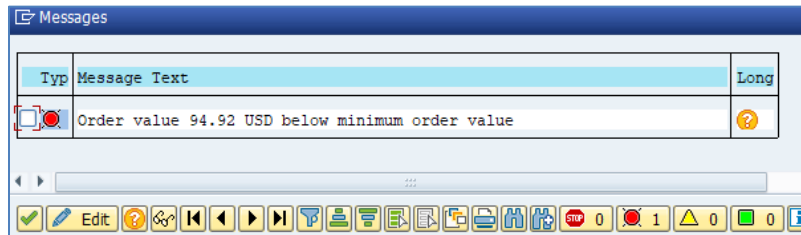


**Cancel will bring you back to the PO but will show the bomb stop sign up by the document date

**You can click this emblem to display the bomb pop-up as well



How Fix Requisition Errors During MRP Run



**This is an order requirement message stating our PO is below threshold that allows us to avoid extra fees from the supplier

- Double-click the requisition to see who you should contact via email about the issue

F...	T..	Purch.Req.	Req...	OU
<input type="checkbox"/>		31518901	10	
<input type="checkbox"/>				
<input type="checkbox"/>				

- Click the Contact Person tab at the bottom to see the "owner" of the requisition

Item: 1 [10] 142054, CHART LABEL RD

Material Data | Quantities/Dates | Valuation | Account Assignment | Source of Supply | Status | **Contact Person** | Texts

Created By: Jacob S Sheets | Changed On: 02/28/2024

Crea. ind.: U Converted planned order

Requisitioner: JSSH235 | Tracking Number:

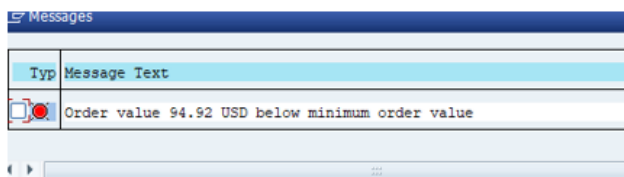
Purch. Group: 125 Edward Gritsko | Telephone: 859-218-5668 | Fax Number: 859-257-3900

MRP Controller: 005 GSSR | Telephone:

- Create an email to the owner explaining the situation and how to proceed

**Example email:

Hey Bob,
Requisition# 31518901 for SAP# 142054 is bombing due to the minimum order requirement.
Looks like the order is about \$95 under the threshold.
How do you want me to proceed?



Have a great day,