



UNIVERSITY OF KENTUCKY Purchasing Division

INVITATION FOR BIDS

CCK-2602-22

ADDENDUM # 1

01/25/2022

ATTENTION: This is not an order. Read all instructions, terms and conditions carefully.

IMPORTANT: BID AND ADDENDUM MUST BE RECEIVED BY 02/08/2022 @ 3:00 P.M. LEXINGTON, KY TIME

Bidder must acknowledge receipt of this and any addendum as stated in the Invitation for Bids.

1. Please refer to and incorporate within the offer, the attached documents for Addendum #1
 - a) Addendum #1 documents from Wehr Constructors, Inc.
 - b) Addendum #1 documents from Stengel-Hill Architecture

OFFICIAL APPROVAL
UNIVERSITY OF KENTUCKY

Procurement Manager / (859) 323-5405

SIGNATURE

Typed or Printed Name

ADDENDUM #1 – BID PACKAGE #2

CM Clarifications

CM has added language or amended language in the following Trade Packages.

- 1. Unit Prices – Trade Package #1 – General Trades – Floor Prep**
Add unit price needed to be provided for floor prep per square foot to be used against the major floor prep allowance
- 2. Trade Package #1 – General Trades – Item 10 – Removal of Site Fencing and Site Cleanup**
Remove this language in its entirety.
- 3. Trade Package #1 – General Trades – Item 11 – Removal of Hospital Dr. and Rose Street Connector**
Remove this language in its entirety.
- 4. Trade Package #1 – General Trades – Item 10 – Demolition**
Replace the language for this contract item with the following:
This contractor is responsible for the remaining architectural demolition items. This work is to include, but is not limited to, concrete demolition at the patio area, store front demolition at the patio area, demolition required for installation of the new door at the existing patio, all architectural items demolition in room H03.306.

This contractor is responsible for coordinating with the TP 10 contractor for the location and extent of demo required for the drain at the patio.

5. Trade Package #5 – Specialties – Item 17 – Manual Roller Shades

Add the following language to this bid package:

This contractor is responsible for the supply and of all manual roller shades. This work is to include, but is not limited to, all manually operated shades, all shadebands, all hardware, all mounting hardware, all fabrication, etc.

6. Trade Package #10 – Mechanical – Item 2 – Trade Package Scope of Work

Replace this language with the following:

Subcontractor shall be responsible to provide all labor, material, equipment necessary for all plumbing, demolition of existing plumbing, demolition of existing HVAC, all HVAC, controls, louvers, dampers, any work for OFCI items, joint sealants and access doors for a complete system. Also includes all core drilling for pathways, insulation, firestopping all penetrations through rated assemblies. This contractor will also be responsible for any and all structural steel relating to HVAC systems.

7. Trade Package #10 – Mechanical – Item 10 – Demolition

Add this language to this contract item.

This contractor will be responsible for continuing the demo of any items that were demoed as part of the Bid Package 1 that must be continued outside of the third floor.

8. Trade Package #11 – Electrical – Item

Replace this language with the following:

Subcontractor shall be responsible to provide all labor, material, equipment necessary for an entire electrical system, Fire Alarm System, and all low voltage systems to have a complete and functional system. Any power that is required to OFCI items, OFOI, OFVI, Medical Equipment, Nurse Call, etc. shall be the responsibility of this subcontract.

9. Trade Package #11 – Electrical – Item 9 – Demolition

Add this language to this contract item

Demolition of the existing cable tray in the 3rd floor space will be the responsibility of this contractor.

10. Trade Package #11 – Electrical – Item 12 – Allowances

Add the following language to include the JCI/Simplex Allowance:

Allowances

The following allowances must be included in this bid package to be used only at the discretion of the Construction Manager:

- a. Temporary Electric – \$5,000
- b. JCI/Simplex Allowance - \$43,313.38

11. Trade Package #11 – Electrical – Item 15 – JCI/Simplex Allowance

This contractor is responsible for contracting with JCI/Simplex and carrying the JCI/Simplex Allowance. This allowance covers the scope of work by JCI/Simplex. This scope of work includes install of temporary heat detectors as needed, maintenance of temporary heat detectors, keeping any existing fire alarm system active that must remain active, maintenance of any fire alarm system that is to remain active, Design/CAD Shop Drawings, Programming, installation/termination of fire alarm devices, providing/installing wiring for all fire alarm, state submittal fees, etc.

For further clarifications please refer to the JCI/Simplex scope of work included in this addendum. Any work or material that is not included by JCI/Simplex but is required for completing this scope of work will be the responsibility of this contractor.

12. Trade Package #11 – Electrical – Specification Sections To Be Included

Add the following Specification to this trade package:

260943 – Network Lighting Controls

13. General – Alternate Language

Alternates have been updated to bid as two alternates. These alternates are:

1. Patient Lighting Controls – Trade Package 11 - Electrical
2. Patio Scope – Trade Package 1 – General Trades, Trade Package 5 – Specialties, Trade Package 6 – Glass & Glazing, Trade Package 10 – Plumbing & HVAC, and Trade Package 11 - Electrical

14. Trade Package #1 – General Trades – Item 23 – Add Alternate Work

Delete the existing language in its entirety. Replace with the following:

This bid package contains one add alternate. The add alternate to be bid is as follows:

Add Alternate #2: Patio Scope

1. This contractor is responsible for the supply and install of the concrete, structural steel, synthetic grass surfacing, pedestrian traffic coating, and all required demolition for the patio area.

15. Trade Package #5 – Specialties – Item 15 – Add Alternate Work

Delete the existing language in its entirety. Replace with the following:

This bid package contains one add alternate. The add alternate to be bid is as follows:

Add Alternate #2: Patio Scope

1. This contractor will be responsible for the supply and install of the new awning system. This work includes, but is not limited to, all materials, finishes, lights, integral gutter, awning frame and accessory materials, all fasteners, all anchors, all field verifications, etc.

16. Trade Package #6 – Glass & Glazing – Item 8 – Add Alternate Work

Delete the existing language in its entirety. Replace with the following:

This bid package contains one add alternate. The add alternate to be bid is as follows:

Add Alternate #2: Patio Scope

1. This contractor will be responsible for the required glass and glazing scope at the patio area. This contractor is to furnish and install the aluminum framed security screens. This work is to include, but is not limited to, all framing, finishes, wire cloths, infill, locks, releases, hardware, any required shimming, etc.

17. Trade Package #10 – Plumbing & HVAC – Item 19 – Add Alternate Work

Add the following language to this trade package:

This bid package contains one add alternate. The add alternate to be bid is as follows:

Add Alternate #2: Patio Scope

1. This contractor will be responsible for the supply and install of all plumbing work as required at the patio for the add alternate. Refer to tag note Plumb.A03 on A-8.1 and tag notes P4 and P9 and P-2.1. This is to include, but is not limited to, all drains, all scanning, all core drilling, all sealing around work, all piping, etc.

18. Trade Package #11 – Electrical – Item 14 – Add Alternate Work

Delete the existing language in its entirety. Replace with the following:

This bid package contains two add alternates. The add alternates are to be bid as follows:

Add Alternate #1: Patient Lighting Controls

1. This contractor is responsible for the supply and install of this add alternate item in its entirety. This work is to include, but is not limited to, all lights, all wiring, all hangers, all controllers, all switches, etc. Refer to E 3.0 (tag notes L1 and L8) and E 7.3 for more information.

Add Alternate #2: Patio Scope

2. This contractor is responsible for supply and install of all electrical work required at the patio for the add alternate. Refer to tag notes L14 and L18 on E 3.0, and tag note S34 on E 5.0 for more information.

This work is to include, but is not limited to, all wiring, all pathways, all fixtures, etc.

19. JCI/Simplex Allowance Quote
Included in this addendum.

UNIVERSITY OF KENTUCKY
CAPITAL CONSTRUCTION PROCUREMENT SECTION
FORM OF PROPOSAL

Project Title: #2551.0 Pavilion H – 3rd Floor Behavioral Health - Bid Package #2 - Fit-Out

Purchasing Officer: Ken Scott

NOTE: The following Form of Proposal shall be followed exactly in submitting a proposal for this work. If this copy is lost, an additional copy will be furnished upon written request to the authority issuing Contract Documents.

This Proposal is submitted by: _____
(NAME AND ADDRESS OF BIDDER)

Date: _____

Telephone: _____

TO: BID CLERK UNIVERSITY OF KENTUCKY CAPITAL CONSTRUCTION PROCUREMENT RM. 322 SERVICE BUILDING LEXINGTON, KY. 40506-0005	INVITATION TO BID: <u>CCK-2602-22: TP#1 - General Trades</u> BID OPENING DATE: <u>February 08, 2022</u> TIME: <u>3:00 P.M. E.D.T.</u>
---	---

The Bidder, in compliance with your Invitation for Bids for the above referenced Project, having carefully examined the site of the Work, the Drawings and complete Contract Documents as defined in Article I of the General Conditions, as well as the Specifications affecting the work as prepared by the Consultant, hereby proposes to furnish all labor, materials, supplies and services required to construct the Project in accordance with the Contract Documents, within the time set forth therein, and at the price stated below without qualification.

The Bidder hereby acknowledges receipt of the following Addenda:

ADDENDUM NO. _____ DATED _____

ADDENDUM NO. _____ DATED _____

ADDENDUM NO. _____ DATED _____

(Here insert the number and date of any Addenda issued and received. If none has been issued and received, the word NONE should be inserted.)

Contractor Report of Prior Violations of
Chapters 136, 139, 141, 337, 338, 341, and 342

Pursuant to KRS 45A.485, the Contractor shall, prior to the award of a Contract, reveal final determinations of any violations of the provisions of KRS Chapters 136, 139, 141, 337, 338, 341, and 342 by the Contractor that have occurred in the previous five (5) year period.

This statute also requires for the duration of the Contract established, the Contractor be in continuous compliance with the provisions of Chapters 136, 139, 141, 337, 338, 341, and 342 that apply to the Contractor's operations. The Contractor's failure to reveal a final determination of a violation of KRS Chapters 136, 139, 141, 337, 338, 341, and 342, or failure to comply with any of the above cited statutes for the duration of the Contract shall be grounds for the cancellation of the Contract, and the disqualification from eligibility for future contracts for a period of two (2) years.

The Contractor, by signing and submitting a Bid on this Invitation, agrees as required by KRS 45A.485 to submit final determinations of any violations of the provisions of KRS Chapters 136, 139, 141, 337, 338, 341, and 342 that have occurred in the previous five (5) years prior to the award of a Contract and agrees to remain in continuous compliance with the provisions of these statutes during the duration of any contract that may be established. Final determinations of any violations of these statutes, must be provided to the University by the successful Contractor prior to the award of a Contract.

LUMP SUM PROPOSAL

The Bidder agrees to furnish all labor, materials, supplies and services required to complete the Work, for the above referenced Project, for the Capital Construction Procurement Section, University of Kentucky, as described in the Specifications and Contract Documents and shown on the Drawings enumerated below and as modified by the Addenda listed above.

FOR THE LUMP SUM OF _____
(USE WORDS)
_____ DOLLARS AND _____ CENTS.
(USE WORDS) (USE WORDS)
(\$ _____)
(USE FIGURES)

Add Alternate #1: Patient Light Controls \$ _____
Add Alternate #2: Patio Scope \$ _____

FORM OF PROPOSAL

AUTHENTICATION OF BID AND STATEMENT OF NON-COLLUSION AND NON-CONFLICT OF INTEREST

I hereby certify:

1. That I am the Bidder (if the Bidder is an individual), a partner in the Bidder (if the Bidder is a partnership), or an officer or employee of the bidding corporation having authority to sign on its behalf (if the Bidder is a corporation);
2. That the submitted Bid or Bids covering Capital Construction Procurement Section Invitation No. CCK-2602-22 have been arrived at by the Bidder independently and have been submitted without collusion with, and without any agreement, understanding or planned common course of action with, any other contractor, vendor of materials, supplies, equipment or services described in the Invitation to Bid, designed to limit independent bidding or competition; as prohibited by provision KRS 45A.325;
3. That the contents of the Bid or Bids have not been communicated by the Bidder or its employees or agents to any person not an employee or agent of the Bidder or its surety on any bond furnished with the Bid or Bids and will not be communicated to any such person prior to the official opening of the Bid or Bids;
4. That the Bidder is legally entitled to enter into the contracts with the University of Kentucky and is not in violation of any prohibited conflict of interest, including those prohibited by the provisions of KRS 164.390, and 45A.330 to 45A.340 and 45A.455;
5. This offer is good for 60 calendar days from the date this Bid is opened. In submitting the above, it is expressly agreed that upon proper acceptance by the Capital Construction Procurement Section of any or all items Bid above, a contract shall thereby be created with respect to the items accepted;
6. That I have fully informed myself regarding and affirm the accuracy of all statements made in this Form of Proposal including Bid Amount.
7. Unless otherwise exempted by KRS 45.590, the Bidder intends to comply in full with all requirements of the Kentucky Civil Rights Act and to submit data required by the Kentucky Equal Employment Act upon being designated the successful contractor.
8. That the bidding contractor and all subcontractors to be employed do not and will not maintain any facilities they provide for employees in a segregated manner and they are in full compliance with provisions of 41 CFR 60-1.8 that prohibits the maintaining of segregated facilities.
9. In accordance with KRS45A.110(2), the undersigned hereby swears under penalty of perjury that he/she has not knowingly violated any provision of the campaign finance laws of the Commonwealth of Kentucky and that the award of a contract to the bidder will not violate any provision of the campaign finance laws of the Commonwealth of Kentucky.

READ CAREFULLY - SIGN IN SPACE BELOW - FAILURE TO SIGN INVALIDATES BID

SIGNED BY _____ TITLE _____

PRINT NAME _____ FIRM _____

ADDRESS _____ AREA CODE & PHONE _____

CITY STATE ZIP CODE FAX

BIDDER'S EMAIL _____ DATE _____

BUSINESS CLASSIFICATION

Please complete this form which is necessary for the University of Kentucky vendor database.
Mark only one classification. Refer to "Definitions" for assistance in determining correct classification.

- (01)___ Small Business (06)___ Woman-Owned Large Business
(02)___ Large Business (07)___ Disadvantaged Woman-Owned Small Business
(03)___ Disadvantaged Small Business (08)___ Disadvantaged Woman-Owned Large Business
(04)___ Disadvantaged Large Business (09)___ Other
(05)___ Woman-Owned Small Business

DEFINITIONS

- (01) **SMALL BUSINESS:** A business concern that is organized for profit, is independently owned and operated, is not dominant in the field of operations in which it is bidding, and meets the size standards as prescribed in the Code of Federal Regulations, Title 13, Part 121. Consult your local or district Small Business Administration (SBA) office if further clarification is needed.
- (02) **LARGE BUSINESS:** A business concern that exceeds the small business size code standards established by SBA.
- (03) **DISADVANTAGED SMALL BUSINESS:** A business concern (a) that is at least 51 percent owned by one or more socially and economically disadvantaged individuals (as defined below), or a publicly owned business, having at least 51 percent of its stock owned by one or more socially and economically disadvantaged individuals; and (b) has its management and daily business operations controlled by one or more such individuals. Socially and economically disadvantaged individuals include: Asian, Black/African American, Hispanic or Latino, Native American, Native Hawaiian/Pacific Islander, Women, Disabled, Veteran and Disabled Veteran and other minorities or individuals found to be disadvantaged by the SBA.
- (04) **DISADVANTAGED LARGE BUSINESS:** A concern that meets the definition of socially and economically disadvantaged individuals as defined above, but which is not a small business by the SBA's size standards.
- (05) **WOMAN-OWNED SMALL BUSINESS:** A small business that is at least 51 percent owned by a woman or women who also control and operate it. "Control" in this context means exercising the power to make policy decisions. "Operate" means actively involved in the day to day management.
- (06) **WOMAN-OWNED LARGE BUSINESS:** A concern that meets the definition of woman owned and operated, but which is not a small business by the SBA's standards.
- (07) **DISADVANTAGED, WOMAN-OWNED SMALL BUSINESS:** A concern that meets the definition of both (03) and (05) above.
- (08) **DISADVANTAGED, WOMAN OWNED LARGE BUSINESS:** A concern that meets the definition of both (04) and (06) above.
- (09) **OTHER:** A concern that does not meet any of the above definitions.

THE FOLLOWING ITEMS ARE HEREWITH ENCLOSED AS REQUIRED BY KRS 45A.185

1. Bid Bond or Certified Check in an amount not less than five percent (5%) of total Bid.
2. List of Proposed Subcontractors and Unit Prices. (if required)
3. Authentication of Bid and Statement of Non-Collusion and Non-Conflict of Interest.
4. List of Materials and Equipment.
5. VENDOR NUMBER: It is imperative that you furnish your Federal Employer Identification Number in the space provided below. Failure to do so may delay the processing of purchase orders issued to your firm.

(Nine Digit Number)

BIDDER'S QUALIFICATIONS

The Commonwealth of Kentucky Model Procurement Code (KRS 45A.080) requires contracts to be awarded, "to the responsive and responsible bidder whose bid offers the best value" to the University of Kentucky. In order to determine if the Bidder has the experience, qualifications, resources and necessary attributes to provide the quality workmanship, materials and management required by the plans and specifications, the Bidder may be required to complete and submit the information requested on the University of Kentucky Contractor Bidder Determination of Responsibility questionnaire. Failure to provide the information requested on the questionnaire or failure to provide any additional submittals or information that may be requested to make this determination may be grounds for a declaration of non-responsibility with respect to the Bidder. A copy of the Contractor Determination of Responsibility questionnaire is available upon request to all Bidders.

TIME LIMIT FOR EXECUTION OF CONTRACT DOCUMENTS

It is further agreed, that in the event this Proposal is accepted by the Owner and the undersigned shall fail to execute the Contract and furnish satisfactory Payment and Performance Bond within ten (10) consecutive calendar days from the date of notification of the award of the Contract, the Owner may at his option, determine that the undersigned has abandoned the Contract and thereupon, the Proposal shall become null and void and the Bid guarantee, check or Bid bond which accompanied it shall be forfeited and become the property of the Owner as liquidated damages for each failure and no protest pursuant to such action will be made. If the Undersigned shall execute the Contract, and furnish satisfactory Payment Bond and Performance Bond, it is understood that the Bid Guarantee or Bid Bond will be returned to the undersigned by the Owner.

UNIT PRICES

NOTE: Unit Prices shall include the furnishing of all labor, materials, supplies and services and shall include all items of cost, overhead and profit for the Contractor and any subcontractor involved, and shall be used uniformly without modifications for either additions or deductions. The Unit Prices as established shall be used to determine the equitable adjustment of the Contract Price in connection with changes, deletions or extra work performed under the Contract and the "Rules of Measurement" set forth in the General Conditions shall govern.

All Bidders will be required to complete and submit the following Unit Prices with the bid.

The apparent low bidder is requested to attend a post bid meeting which will be scheduled at a later date.

DESCRIPTION OF WORK

UNIT PRICE

Provide trade specific project superintendent	_____
Provide trade specific project foreman	_____
Provide trade specific laborer	_____

PRIMARY LIST OF PROPOSED SUBCONTRACTORS

All subcontractors are subject to the approval of the Capital Construction Procurement Section and Capital Project Management Division, University of Kentucky, Lexington, KY.

If certain branches of the Work are to be done by the Prime Contractor, so state.

The apparent low bidders will be required to complete and submit to the University the following information by twelve o'clock (12) noon of the first working day following the bid opening. The information requested in this submittal is required to assist the University in determining contractor responsibility to complete the project being bid.

The apparent low bidder is requested to attend a post bid meeting which will be scheduled at a later date.

DIVISION OF WORK

NAME AND ADDRESS OF SUBCONTRACTOR

Selective Demolition	_____
Fire Protection Demolition	_____
HVAC Demolition	_____
Plumbing Demolition	_____
Temperature Controls Demolition	_____
Electrical Demolition	_____
Fire Alarm Demolition	_____

LIST OF MATERIALS AND EQUIPMENT

Each item listed under the different phases of construction must be clearly identified so that the Owner will definitely know what the Bidder proposes to furnish.

The use of a manufacturer's or dealer's name only, or stating "as per Plans and Specifications," will not be considered as sufficient identification.

Where more than one "Make" or "Brand" is listed for any one item, the Owner has the right to select the one to be used.

The apparent low bidders will be required to complete and submit to the University the following information by twelve o'clock (12) noon of the first working day following the bid opening. The information requested in this submittal is required to assist the University in determining contractor responsibility to complete the project being bid.

The apparent low bidder is requested to attend a post bid meeting which will be scheduled at a later date.

<u>ITEM</u>	<u>MATERIAL & EQUIPMENT</u>	<u>BRAND OR MANUFACTURER</u>
1	_____	_____
2	_____	_____

IDENTIFICATION OF DIVERSE BUSINESS ENTERPRISE SUBCONTRACTORS AND MATERIAL SUPPLIERS

Diverse Business Enterprises (DBE) consist of minority, women, disabled, veteran and disabled veteran owned business firms that are at least fifty-one percent owned and operated by an individual(s) of the aforementioned categories. Also included in this category are disabled business enterprises and non-profit work centers for the blind and severely disabled.

MBE, WBE, Veterans, Disable Veterans and Disabled make up Diverse Business Enterprises, DBE.

Participation of DBE owned Contractors and businesses.

The University of Kentucky encourages and supports the participation Diverse Business Enterprises. Please list Subcontractors and Material Suppliers according to following Ethnic Vendor List or if they are a Woman Owned Business:

- Asian
- Black/African American
- Hispanic or Latino
- Native American Native Hawaiian/Pacific Islander
- White
- Other

1. DBE (Ethnic or Woman) Subcontractors

2. DBE (Ethnic or Woman) Material Suppliers

SUPERINTENDENT

In accordance with Article 17 of the General Conditions a full-time superintendent will be required on this project. Below, please list the superintendent your firm will employ on this project. The successful Bidder will be required to furnish a resume of the superintendent's qualifications and or past projects.

List the Superintendent's Name

TRADE PACKAGE 1 – GENERAL TRADES

PART 1 – GENERAL REQUIREMENTS

This section is meant to define significant items of the scope of work to be provided by the subcontractor submitting on the above listed bid package, which includes any special provisions related to the Subcontractor's execution of the Work and the project. The details of the scope of work are additionally defined in the Drawings, Specifications, and other provisions contained in the Project Documents.

PART 2 - SPECIFICATION SECTIONS TO BE INCLUDED

Furnish and install the following sections complete with all associated items required from the contract documents. Any bids with qualifications and/or exclusions limiting the scope of work to less than indicated herein will not be accepted.

Section 400	Language Applying to All Bidders
024119	Selective Demolition
033000	Cast-in-Place Concrete
042000	Units Masonry
051200	Structural Steel
054000	Cold Formed Metal Framing - Structural
055000	Metal Fabrications
071416	Cold Fluid Applied Waterproofing
071813	Pedestrian Traffic Coating
072119	Foamed In Place Insulation
078400	Firestopping
079200	Joint Sealants
321813	Synthetic Grass Surfacing

PART 3 – SCOPE OF WORK CLARIFICATIONS

1. Trade Package Specific Scope of Work

Subcontractors shall be responsible for all remaining non-MEP related demolition, providing all dumpsters for the duration of the project (all individual projects that make up this bid package), Final Clean, Major Floor Prep – Existing Conditions (assume 100% of old bldg.), Infill and level existing showers, OFCI, , Daily Cleanup, Laser Scanning and Dumpsters.

2. Noisy Work Hours

Noisy work hours for the project are defined as hammer drilling and impact type tools/equipment. This work is able to be completed from 5:00AM – 8:00AM each work day.

3. Final Cleaning

This subcontractor shall provide a full, final clean of each workspace / project area before punch list activities to the acceptance of the Construction Manager. Additionally, after punch completion and any owner activities, a second full, final clean will be required to the satisfaction of the Construction Manager.

4. Owner Furnished – Contractor Installed Items (O.F.C.I.)

All layout and installation of OFCI items will be the responsibility of this contractor to complete. This work is to include, but it not limited to, all OFCI items listed on A10.4, etc. All coordination with the owner and logistical coordination required for this scope of work is the responsibility of this contractor.

5. Cast In Place Concrete Systems

This subcontract shall be required to sawcut and fully remove all existing concrete as required. Also, this subcontract shall be responsible for all cast in place concrete as required on the contract documents. This includes XRAY of slabs before demo, removal of concrete, dirt, rock, etc. Includes any and all support, backfill and compaction as required, doweling, rebar, etc. for a full system.

6. Demo at New Door Frames/Ex Conditions

Contractor must reference all bidding documents before submission. If new materials are shown to be installed, and demolition is required and not specifically detailed on drawings, this Trade Contractor is responsible for required demolition.

7. Mockups and Samples

Subcontractor must provide all mockups as required by the drawings and specifications for all scope items in this package.

8. Punch List Expectations - GENERAL

The Construction Manager will perform a pre-punch list and issue to subcontractors via Bluebeam Software before owner/architect punch. Subcontractor will be required to complete all pertinent items of their scope of work within the designated time frame given by the Construction Manager. There will be an additional punch by the owner/architect provided and all subcontractors will be responsible to their trade scope of work in this second punch list. Additionally, subcontractors will be required to make any repairs, deficiencies, etc. noted in periodic field reports or inspections.

9. Dumpsters

All dumpsters for the duration of this project shall be provided by this Trade Package. This includes for work approved in Alternates.

10. Remaining Selective Demolition

This contractor is responsible for the remaining architectural demolition items. This work is to include, but is not limited to, concrete demolition at the patio area, store front demolition at the patio area, demolition required for installation of the new door at the existing patio, all architectural items demolition in room H03.306.

This contractor is responsible for coordinating with the TP 10 contractor for the location and extent of demo required for the drain at the patio.

11. Temporary Weather Protection

This contractor is responsible for the supply of materials, installation and maintenance of temporary weather protection as needed during this bid package. This work is to be to the acceptance of the construction manager.

12. Concrete at Patio

This contractor is responsible for the supply and installation of the concrete work at the patio in its entirety. Any and all coordination with the trade package 10 contractor that is required to ensure proper placement of all trade package 10 items is the responsibility of this contractor. This is to include, but is not limited to, all finishing, required material for the pour, labor, layout, etc. Any rework for this area that is a direct relation to a failure to coordinate will be the responsibility of this contractor.

13. Joint Sealants

This contractor is responsible for the supply and install of joint sealants, as it relates to this scope of work. This is to include, but is not limited to, all joint sealants required for concrete scope of work.

14. Laser Scanning of Work Space

This contractor is responsible for having the 3rd floor Behavioral Health Unit space laser scanned. This must happen immediately after contract award to hold the project schedule. The laser scan model must be turned over to the CM within one week of completing the scanning of the BHU space.

The laser scan model must be submitted to the construction manager in a format that is compatible with, or is in, a Navisworks file, as to match the BIM Execution plan.

15. Floor/Roof Opening Infill

All floor and roof opening infills as depicted in detail A on S1.1 will be the responsibility of this contractor. This work is to include, but is not limited to, all bars, all concrete, all coordination with other trades, etc.

16. Steel Channel

This contractor is responsible for the supply and install of the steel channel as depicted on S1.3. This includes, but is not limited to, all embed adhesive anchors, field measurements, etc.

17. Masonry

Any and all masonry, whether new masonry walls or patching/toothing/grouting of existing construction, is the responsibility of this contractor.

18. Foamed-In-Place Insulation

This contractor is responsible for the supply and install of the complete Foamed-In-Place Insulation scope of work. This work is to include, but is not limited to, primer, foam, etc.

19. Grouting of Door Frames

This contractor is responsible for the supply and install of any and all grouting of door frames required by the bid documents.

20. Tooth/Patch at Door Frames

This contractor is responsible for all lintels, toothing, patching, etc., of brick/block at door frames.

21. Allowances

The following allowances must be included in this bid package to be used only at the discretion of the Construction Manager:

- a. Major Floor Prep – \$35,000 Allowance to be included

22. Major Floor Prep

Major floor prep shall be the responsibility of this trade contract. Major floor prep is defined as anything ½” or greater. This work will be performed by this trade contract at the submitted unit price rate with bid. Cost will be turned in by subcontractor to the CM for approval and applied to allowance noted above. Floor prep work must be documented and approved to commence by the CM for extra work orders to be valid.

23. Add Alternate Work

This bid package contains one add alternate. The add alternate to be bid is as follows:

Add Alternate #2: Patio Scope

1. This contractor is responsible for the supply and install of the concrete, structural steel, synthetic grass surfacing, pedestrian traffic coating, under slab spray insulation and all required demolition for the patio area.

UNIVERSITY OF KENTUCKY
CAPITAL CONSTRUCTION PROCUREMENT SECTION
FORM OF PROPOSAL

Project Title: #2551.0 Pavilion H – 3rd Floor Behavioral Health - Bid Package #2 - Fit-Out

Purchasing Officer: Ken Scott

NOTE: The following Form of Proposal shall be followed exactly in submitting a proposal for this work. If this copy is lost, an additional copy will be furnished upon written request to the authority issuing Contract Documents.

This Proposal is submitted by: _____
(NAME AND ADDRESS OF BIDDER)
Date: _____
Telephone: _____

TO: BID CLERK
UNIVERSITY OF KENTUCKY
CAPITAL CONSTRUCTION
PROCUREMENT
RM. 322 SERVICE BUILDING
LEXINGTON, KY. 40506-0005

INVITATION TO BID: CCK-2602-22: TP#5 Specialties
BID OPENING DATE: February 08, 2022
TIME: 3:00 P.M. E.D.T.

The Bidder, in compliance with your Invitation for Bids for the above referenced Project, having carefully examined the site of the Work, the Drawings and complete Contract Documents as defined in Article I of the General Conditions, as well as the Specifications affecting the work as prepared by the Consultant, hereby proposes to furnish all labor, materials, supplies and services required to construct the Project in accordance with the Contract Documents, within the time set forth therein, and at the price stated below without qualification.

The Bidder hereby acknowledges receipt of the following Addenda:

ADDENDUM NO. _____ DATED _____
ADDENDUM NO. _____ DATED _____
ADDENDUM NO. _____ DATED _____

(Here insert the number and date of any Addenda issued and received. If none has been issued and received, the word NONE should be inserted.)

Contractor Report of Prior Violations of
Chapters 136, 139, 141, 337, 338, 341, and 342

Pursuant to KRS 45A.485, the Contractor shall, prior to the award of a Contract, reveal final determinations of any violations of the provisions of KRS Chapters 136, 139, 141, 337, 338, 341, and 342 by the Contractor that have occurred in the previous five (5) year period.

This statute also requires for the duration of the Contract established, the Contractor be in continuous compliance with the provisions of Chapters 136, 139, 141, 337, 338, 341, and 342 that apply to the Contractor's operations. The Contractor's failure to reveal a final determination of a violation of KRS Chapters 136, 139, 141, 337, 338, 341, and 342, or failure to comply with any of the above cited statutes for the duration of the Contract shall be grounds for the cancellation of the Contract, and the disqualification from eligibility for future contracts for a period of two (2) years.

The Contractor, by signing and submitting a Bid on this Invitation, agrees as required by KRS 45A.485 to submit final determinations of any violations of the provisions of KRS Chapters 136, 139, 141, 337, 338, 341, and 342 that have occurred in the previous five (5) years prior to the award of a Contract and agrees to remain in continuous compliance with the provisions of these statutes during the duration of any contract that may be established. Final determinations of any violations of these statutes, must be provided to the University by the successful Contractor prior to the award of a Contract.

LUMP SUM PROPOSAL

The Bidder agrees to furnish all labor, materials, supplies and services required to complete the Work, for the above referenced Project, for the Capital Construction Procurement Section, University of Kentucky, as described in the Specifications and Contract Documents and shown on the Drawings enumerated below and as modified by the Addenda listed above.

FOR THE LUMP SUM OF _____
(USE WORDS) (USE WORDS)
_____ DOLLARS AND _____ CENTS.
(USE WORDS) (USE WORDS)
(\$ _____)
(USE FIGURES)

Add Alternate #1: Patient Light Controls \$ _____

Add Alternate #2: Patio Scope \$ _____

FORM OF PROPOSAL

AUTHENTICATION OF BID AND STATEMENT OF NON-COLLUSION AND NON-CONFLICT OF INTEREST

I hereby certify:

1. That I am the Bidder (if the Bidder is an individual), a partner in the Bidder (if the Bidder is a partnership), or an officer or employee of the bidding corporation having authority to sign on its behalf (if the Bidder is a corporation);
2. That the submitted Bid or Bids covering Capital Construction Procurement Section Invitation No. CCK-2602-22 have been arrived at by the Bidder independently and have been submitted without collusion with, and without any agreement, understanding or planned common course of action with, any other contractor, vendor of materials, supplies, equipment or services described in the Invitation to Bid, designed to limit independent bidding or competition; as prohibited by provision KRS 45A.325;
3. That the contents of the Bid or Bids have not been communicated by the Bidder or its employees or agents to any person not an employee or agent of the Bidder or its surety on any bond furnished with the Bid or Bids and will not be communicated to any such person prior to the official opening of the Bid or Bids;
4. That the Bidder is legally entitled to enter into the contracts with the University of Kentucky and is not in violation of any prohibited conflict of interest, including those prohibited by the provisions of KRS 164.390, and 45A.330 to 45A.340 and 45A.455;
5. This offer is good for 60 calendar days from the date this Bid is opened. In submitting the above, it is expressly agreed that upon proper acceptance by the Capital Construction Procurement Section of any or all items Bid above, a contract shall thereby be created with respect to the items accepted;
6. That I have fully informed myself regarding and affirm the accuracy of all statements made in this Form of Proposal including Bid Amount.
7. Unless otherwise exempted by KRS 45.590, the Bidder intends to comply in full with all requirements of the Kentucky Civil Rights Act and to submit data required by the Kentucky Equal Employment Act upon being designated the successful contractor.
8. That the bidding contractor and all subcontractors to be employed do not and will not maintain any facilities they provide for employees in a segregated manner and they are in full compliance with provisions of 41 CFR 60-1.8 that prohibits the maintaining of segregated facilities.
9. In accordance with KRS45A.110(2), the undersigned hereby swears under penalty of perjury that he/she has not knowingly violated any provision of the campaign finance laws of the Commonwealth of Kentucky and that the award of a contract to the bidder will not violate any provision of the campaign finance laws of the Commonwealth of Kentucky.

READ CAREFULLY - SIGN IN SPACE BELOW - FAILURE TO SIGN INVALIDATES BID

SIGNED BY _____ TITLE _____

PRINT NAME _____ FIRM _____

ADDRESS _____ AREA CODE & PHONE _____

_____ FAX _____

CITY _____ STATE _____ ZIP CODE _____

BIDDER'S EMAIL _____ DATE _____

BUSINESS CLASSIFICATION

Please complete this form which is necessary for the University of Kentucky vendor database.
Mark only one classification. Refer to "Definitions" for assistance in determining correct classification.

- | | |
|--------------------------------------|--|
| (01)___ Small Business | (06)___ Woman-Owned Large Business |
| (02)___ Large Business | (07)___ Disadvantaged Woman-Owned Small Business |
| (03)___ Disadvantaged Small Business | (08)___ Disadvantaged Woman-Owned Large Business |
| (04)___ Disadvantaged Large Business | (09)___ Other |
| (05)___ Woman-Owned Small Business | |

DEFINITIONS

- (01) **SMALL BUSINESS:** A business concern that is organized for profit, is independently owned and operated, is not dominant in the field of operations in which it is bidding, and meets the size standards as prescribed in the Code of Federal Regulations, Title 13, Part 121. Consult your local or district Small Business Administration (SBA) office if further clarification is needed.
- (02) **LARGE BUSINESS:** A business concern that exceeds the small business size code standards established by SBA.
- (03) **DISADVANTAGED SMALL BUSINESS:** A business concern (a) that is at least 51 percent owned by one or more socially and economically disadvantaged individuals (as defined below), or a publicly owned business, having at least 51 percent of its stock owned by one or more socially and economically disadvantaged individuals; and (b) has its management and daily business operations controlled by one or more such individuals. Socially and economically disadvantaged individuals include: Asian, Black/African American, Hispanic or Latino, Native American, Native Hawaiian/Pacific Islander, Women, Disabled, Veteran and Disabled Veteran and other minorities or individuals found to be disadvantaged by the SBA.
- (04) **DISADVANTAGED LARGE BUSINESS:** A concern that meets the definition of socially and economically disadvantaged individuals as defined above, but which is not a small business by the SBA's size standards.
- (05) **WOMAN-OWNED SMALL BUSINESS:** A small business that is at least 51 percent owned by a woman or women who also control and operate it. "Control" in this context means exercising the power to make policy decisions. "Operate" means actively involved in the day to day management.
- (06) **WOMAN-OWNED LARGE BUSINESS:** A concern that meets the definition of woman owned and operated, but which is not a small business by the SBA's standards.
- (07) **DISADVANTAGED, WOMAN-OWNED SMALL BUSINESS:** A concern that meets the definition of both (03) and (05) above.
- (08) **DISADVANTAGED, WOMAN OWNED LARGE BUSINESS:** A concern that meets the definition of both (04) and (06) above.
- (09) **OTHER:** A concern that does not meet any of the above definitions.

THE FOLLOWING ITEMS ARE HEREWITH ENCLOSED AS REQUIRED BY KRS 45A.185

1. Bid Bond or Certified Check in an amount not less than five percent (5%) of total Bid.
2. List of Proposed Subcontractors and Unit Prices. (if required)
3. Authentication of Bid and Statement of Non-Collusion and Non-Conflict of Interest.
4. List of Materials and Equipment.
5. VENDOR NUMBER: It is imperative that you furnish your Federal Employer Identification Number in the space provided below. Failure to do so may delay the processing of purchase orders issued to your firm.

(Nine Digit Number)

BIDDER'S QUALIFICATIONS

The Commonwealth of Kentucky Model Procurement Code (KRS 45A.080) requires contracts to be awarded, “to the responsive and responsible bidder whose bid offers the best value” to the University of Kentucky. In order to determine if the Bidder has the experience, qualifications, resources and necessary attributes to provide the quality workmanship, materials and management required by the plans and specifications, the Bidder may be required to complete and submit the information requested on the University of Kentucky Contractor Bidder Determination of Responsibility questionnaire. Failure to provide the information requested on the questionnaire or failure to provide any additional submittals or information that may be requested to make this determination may be grounds for a declaration of non-responsibility with respect to the Bidder. A copy of the Contractor Determination of Responsibility questionnaire is available upon request to all Bidders.

TIME LIMIT FOR EXECUTION OF CONTRACT DOCUMENTS

It is further agreed, that in the event this Proposal is accepted by the Owner and the undersigned shall fail to execute the Contract and furnish satisfactory Payment and Performance Bond within ten (10) consecutive calendar days from the date of notification of the award of the Contract, the Owner may at his option, determine that the undersigned has abandoned the Contract and thereupon, the Proposal shall become null and void and the Bid guarantee, check or Bid bond which accompanied it shall be forfeited and become the property of the Owner as liquidated damages for each failure and no protest pursuant to such action will be made. If the Undersigned shall execute the Contract, and furnish satisfactory Payment Bond and Performance Bond, it is understood that the Bid Guarantee or Bid Bond will be returned to the undersigned by the Owner.

UNIT PRICES

NOTE: Unit Prices shall include the furnishing of all labor, materials, supplies and services and shall include all items of cost, overhead and profit for the Contractor and any subcontractor involved, and shall be used uniformly without modifications for either additions or deductions. The Unit Prices as established shall be used to determine the equitable adjustment of the Contract Price in connection with changes, deletions or extra work performed under the Contract and the "Rules of Measurement" set forth in the General Conditions shall govern.

All Bidders will be required to complete and submit the following Unit Prices with the bid.

The apparent low bidder is requested to attend a post bid meeting which will be scheduled at a later date.

DESCRIPTION OF WORK

UNIT PRICE

Provide trade specific project superintendent	_____
Provide trade specific project foreman	_____
Provide trade specific laborer	_____

PRIMARY LIST OF PROPOSED SUBCONTRACTORS

All subcontractors are subject to the approval of the Capital Construction Procurement Section and Capital Project Management Division, University of Kentucky, Lexington, KY.

If certain branches of the Work are to be done by the Prime Contractor, so state.

The apparent low bidders will be required to complete and submit to the University the following information by twelve o'clock (12) noon of the first working day following the bid opening. The information requested in this submittal is required to assist the University in determining contractor responsibility to complete the project being bid.

The apparent low bidder is requested to attend a post bid meeting which will be scheduled at a later date.

<u>DIVISION OF WORK</u>	<u>NAME AND ADDRESS OF SUBCONTRACTOR</u>
Selective Demolition	_____
Fire Protection Demolition	_____
HVAC Demolition	_____
Plumbing Demolition	_____
Temperature Controls Demolition	_____
Electrical Demolition	_____
Fire Alarm Demolition	_____

LIST OF MATERIALS AND EQUIPMENT

Each item listed under the different phases of construction must be clearly identified so that the Owner will definitely know what the Bidder proposes to furnish.

The use of a manufacturer's or dealer's name only, or stating "as per Plans and Specifications," will not be considered as sufficient identification.

Where more than one "Make" or "Brand" is listed for any one item, the Owner has the right to select the one to be used.

The apparent low bidders will be required to complete and submit to the University the following information by twelve o'clock (12) noon of the first working day following the bid opening. The information requested in this submittal is required to assist the University in determining contractor responsibility to complete the project being bid.

The apparent low bidder is requested to attend a post bid meeting which will be scheduled at a later date.

<u>ITEM</u>	<u>MATERIAL & EQUIPMENT</u>	<u>BRAND OR MANUFACTURER</u>
1	_____	_____
2	_____	_____

IDENTIFICATION OF DIVERSE BUSINESS ENTERPRISE SUBCONTRACTORS AND MATERIAL SUPPLIERS

Diverse Business Enterprises (DBE) consist of minority, women, disabled, veteran and disabled veteran owned business firms that are at least fifty-one percent owned and operated by an individual(s) of the aforementioned categories. Also included in this category are disabled business enterprises and non-profit work centers for the blind and severely disabled.

MBE, WBE, Veterans, Disable Veterans and Disabled make up Diverse Business Enterprises, DBE.

Participation of DBE owned Contractors and businesses.

The University of Kentucky encourages and supports the participation Diverse Business Enterprises. Please list Subcontractors and Material Suppliers according to following Ethnic Vendor List or if they are a Woman Owned Business:

- Asian
- Black/African American
- Hispanic or Latino
- Native American Native Hawaiian/Pacific Islander
- White
- Other

1. DBE (Ethnic or Woman) Subcontractors

2. DBE (Ethnic or Woman) Material Suppliers

SUPERINTENDENT

In accordance with Article 17 of the General Conditions a full-time superintendent will be required on this project. Below, please list the superintendent your firm will employ on this project. The successful Bidder will be required to furnish a resume of the superintendent's qualifications and or past projects.

List the Superintendent's Name

TRADE PACKAGE 5 – SPECIALTIES

PART 1 – GENERAL REQUIREMENTS

This section is meant to define significant items of the scope of work to be provided by the subcontractor submitting on the above listed bid package, which includes any special provisions related to the Subcontractor's execution of the Work and the project. The details of the scope of work are additionally defined in the Drawings, Specifications, and other provisions contained in the Project Documents.

PART 2 - SPECIFICATION SECTIONS TO BE INCLUDED

Furnish and install the following sections complete with all associated items required from the contract documents. Any bids with qualifications and/or exclusions limiting the scope of work to less than indicated herein will not be accepted.

Section 400	Language Applying to All Bidders
066401	Fiber Reinforced Laminate
079200	Joint Sealants
083313	Coiling Counter Doors
102123	Cubicle Curtain Track
102600	Wall Protection
102800	Toilet, Bath, and Laundry Accessories
104400	Fire Protection Specialties
105113	Metal Lockers
105123	Plastic Laminate Clad Lockers
107313	Awnings
116623	Protective Padding System

PART 3 – SCOPE OF WORK CLARIFICATIONS

1. **Trade Package Specific Scope of Work**

Subcontractors shall be responsible for the supply and install all fiber reinforced laminate, joint sealants (as it applies to this scope of work), coiling counter doors, cubicle curtain tracks (as it pertains to this trade package), wall protection, toilet, bath and laundry accessories, fire protection specialties, metal lockers, Plastic laminate-clad lockers, protective padding systems, etc. This contractor is responsible for all alternate work (as it pertains to this trade package), if accepted by the owner.

2. **Mockups and Samples**

Subcontractor must provide all mockups as required by the drawings and specifications for all scope items in this package.

3. **Punch List Expectations - GENERAL**

The Construction Manager will perform a pre-punch list and issue to subcontractors via Bluebeam Software before owner/architect punch. Subcontractor will be required to complete all pertinent items of their scope of work within the designated time frame given by the Construction Manager. There will be an additional punch by the owner/architect provided and all subcontractors will be responsible to their trade scope of work in this second punch list. Additionally, subcontractors will be required to make any repairs, deficiencies, etc. noted in periodic field reports or inspections.

4. Noisy Work Hours

Noisy work hours for the project are defined as hammer drilling and impact type tools/equipment. This work is able to be completed from 5:00AM – 8:00AM each work day.

5. Fiber Reinforced Laminate

This contractor is responsible for the supply and install of all fiber reinforced laminate. This work is to include, but is not limited to, all colors, finishes, profiles, adhesives, joint caulking, etc.

6. Joint Sealants

This contractor is responsible for all joint sealants as required for this scope of work. This work is to include, but is not limited to, all required sealants, backing rods, etc.

7. Coiling Counter Door

This contractor is responsible for the supply and install of the coiling counter door system. This work is to include, but is not limited to, curtain, bars, guides, sills, brackets, barrel, hood, supports, locking mechanism, etc.

8. Cubicle Curtains and Track

This contractor is responsible for the supply and install of all cubicle curtain tracks for the project that are not to be provided by the owner.

9. Wall Protection Specialties

This contractor is responsible for the supply and install of all wall protection specialties. This work is to include, but is not limited to, all corner guards, all sheet wall protection, all finishes, etc.

10. Toilet, Bath and Laundry Accessories

This contractor is responsible for the supply and install of all toilet, bath and laundry accessories. This work is to include, but is not limited to, all toilet and bath accessories, all steel sheets, all tubing, adhesives, fasteners, fabrication, keying, finishes, etc.

11. Fire Protection Specialties

This contractor is responsible for the supply and install of all fire protection specialties. This work is to include, but is not limited to, all fire extinguishers cabinets, all fire extinguishers, all door styles, all trim, etc.

12. Metal Lockers

This contractor is responsible for the supply and install of all metal lockers. This work is to include, but is not limited to, all materials, all hardware, all finishes, all ventilation, all equipment, all accessories, etc.

13. Plastic Laminate-Clad Lockers

This contractor is responsible for the supply and install of all Plastic Laminate-Clad Lockers. This work is to include, but is not limited to, all lockers, all accessories, all materials, all hardware, all fabrication, etc.

14. Protective Padding System

This contractor is responsible for the supply and install of all Protective Padding Systems. This work is to include, but is not limited to, the full supply and install of the complete padding system.

15. Add Alternate Work

This bid package contains one add alternate. The add alternate to be bid is as follows:

Add Alternate #2: Patio Scope

1. This contractor will be responsible for the supply and install of the new awning system. This work includes, but is not limited to, all materials, finishes, lights, integral gutter, awning frame and accessory materials, all fasteners, all anchors, all field verifications, etc.

16. Blocking Coordination

Blocking for specialties items will be installed by the TP 3 contractor. This contractor will be responsible for coordination with the TP 3 contractor to ensure proper location for blocking. Any rework caused by failure to coordinate may be the responsibility of this contractor to correct (removal of drywall, install of blocking, replacement of drywall, finishing of drywall, etc.)

17. Roller Shades

This contractor is responsible for the supply and of all manual roller shades. This work is to include, but is not limited to, all manually operated shades, all shadebands, all hardware, all mounting hardware, all fabrication, etc.

UNIVERSITY OF KENTUCKY
CAPITAL CONSTRUCTION PROCUREMENT SECTION
FORM OF PROPOSAL

Project Title: #2551.0 Pavilion H – 3rd Floor Behavioral Health - Bid Package #2 - Fit-Out

Purchasing Officer: Ken Scott

NOTE: The following Form of Proposal shall be followed exactly in submitting a proposal for this work. If this copy is lost, an additional copy will be furnished upon written request to the authority issuing Contract Documents.

This Proposal is submitted by: _____
(NAME AND ADDRESS OF BIDDER)
Date: _____
Telephone: _____

TO: BID CLERK
UNIVERSITY OF KENTUCKY
CAPITAL CONSTRUCTION
PROCUREMENT
RM. 322 SERVICE BUILDING
LEXINGTON, KY. 40506-0005

INVITATION TO BID: CCK-2602-22: TP#6 Glass Glazing
BID OPENING DATE: February 08, 2022
TIME: 3:00 P.M. E.D.T.

The Bidder, in compliance with your Invitation for Bids for the above referenced Project, having carefully examined the site of the Work, the Drawings and complete Contract Documents as defined in Article I of the General Conditions, as well as the Specifications affecting the work as prepared by the Consultant, hereby proposes to furnish all labor, materials, supplies and services required to construct the Project in accordance with the Contract Documents, within the time set forth therein, and at the price stated below without qualification.

The Bidder hereby acknowledges receipt of the following Addenda:

ADDENDUM NO. _____ DATED _____
ADDENDUM NO. _____ DATED _____
ADDENDUM NO. _____ DATED _____

(Here insert the number and date of any Addenda issued and received. If none has been issued and received, the word NONE should be inserted.)

Contractor Report of Prior Violations of
Chapters 136,139, 141, 337, 338, 341, and 342

Pursuant to KRS 45A.485, the Contractor shall, prior to the award of a Contract, reveal final determinations of any violations of the provisions of KRS Chapters 136, 139, 141, 337, 338, 341, and 342 by the Contractor that have occurred in the previous five (5) year period.

This statute also requires for the duration of the Contract established, the Contractor be in continuous compliance with the provisions of Chapters 136, 139, 141, 337, 338, 341, and 342 that apply to the Contractor's operations. The Contractor's failure to reveal a final determination of a violation of KRS Chapters 136, 139, 141, 337, 338, 341, and 342, or failure to comply with any of the above cited statutes for the duration of the Contract shall be grounds for the cancellation of the Contract, and the disqualification from eligibility for future contracts for a period of two (2) years.

The Contractor, by signing and submitting a Bid on this Invitation, agrees as required by KRS 45A.485 to submit final determinations of any violations of the provisions of KRS Chapters 136, 139, 141, 337, 338, 341, and 342 that have occurred in the previous five (5) years prior to the award of a Contract and agrees to remain in continuous compliance with the provisions of these statutes during the duration of any contract that may be established. Final determinations of any violations of these statutes, must be provided to the University by the successful Contractor prior to the award of a Contract.

LUMP SUM PROPOSAL

The Bidder agrees to furnish all labor, materials, supplies and services required to complete the Work, for the above referenced Project, for the Capital Construction Procurement Section, University of Kentucky, as described in the Specifications and Contract Documents and shown on the Drawings enumerated below and as modified by the Addenda listed above.

FOR THE LUMP SUM OF _____
(USE WORDS)
_____ DOLLARS AND _____ CENTS.
(USE WORDS) (USE WORDS)
(\$ _____)
(USE FIGURES)

Add Alternate #1: Patient Light Controls \$ _____

Add Alternate #2: Patio Scope \$ _____

FORM OF PROPOSAL

AUTHENTICATION OF BID AND STATEMENT OF NON-COLLUSION AND NON-CONFLICT OF INTEREST

I hereby certify:

1. That I am the Bidder (if the Bidder is an individual), a partner in the Bidder (if the Bidder is a partnership), or an officer or employee of the bidding corporation having authority to sign on its behalf (if the Bidder is a corporation);
2. That the submitted Bid or Bids covering Capital Construction Procurement Section Invitation No. CCK-2602-22 have been arrived at by the Bidder independently and have been submitted without collusion with, and without any agreement, understanding or planned common course of action with, any other contractor, vendor of materials, supplies, equipment or services described in the Invitation to Bid, designed to limit independent bidding or competition; as prohibited by provision KRS 45A.325;
3. That the contents of the Bid or Bids have not been communicated by the Bidder or its employees or agents to any person not an employee or agent of the Bidder or its surety on any bond furnished with the Bid or Bids and will not be communicated to any such person prior to the official opening of the Bid or Bids;
4. That the Bidder is legally entitled to enter into the contracts with the University of Kentucky and is not in violation of any prohibited conflict of interest, including those prohibited by the provisions of KRS 164.390, and 45A.330 to 45A.340 and 45A.455;
5. This offer is good for 60 calendar days from the date this Bid is opened. In submitting the above, it is expressly agreed that upon proper acceptance by the Capital Construction Procurement Section of any or all items Bid above, a contract shall thereby be created with respect to the items accepted;
6. That I have fully informed myself regarding and affirm the accuracy of all statements made in this Form of Proposal including Bid Amount.
7. Unless otherwise exempted by KRS 45.590, the Bidder intends to comply in full with all requirements of the Kentucky Civil Rights Act and to submit data required by the Kentucky Equal Employment Act upon being designated the successful contractor.
8. That the bidding contractor and all subcontractors to be employed do not and will not maintain any facilities they provide for employees in a segregated manner and they are in full compliance with provisions of 41 CFR 60-1.8 that prohibits the maintaining of segregated facilities.
9. In accordance with KRS45A.110(2), the undersigned hereby swears under penalty of perjury that he/she has not knowingly violated any provision of the campaign finance laws of the Commonwealth of Kentucky and that the award of a contract to the bidder will not violate any provision of the campaign finance laws of the Commonwealth of Kentucky.

READ CAREFULLY - SIGN IN SPACE BELOW - FAILURE TO SIGN INVALIDATES BID

SIGNED BY _____ TITLE _____

PRINT NAME _____ FIRM _____

ADDRESS _____ AREA CODE & PHONE _____

CITY STATE ZIP CODE FAX

BIDDER'S EMAIL _____ DATE _____

BUSINESS CLASSIFICATION

Please complete this form which is necessary for the University of Kentucky vendor database.
Mark only one classification. Refer to "Definitions" for assistance in determining correct classification.

- | | |
|--------------------------------------|--|
| (01)___ Small Business | (06)___ Woman-Owned Large Business |
| (02)___ Large Business | (07)___ Disadvantaged Woman-Owned Small Business |
| (03)___ Disadvantaged Small Business | (08)___ Disadvantaged Woman-Owned Large Business |
| (04)___ Disadvantaged Large Business | (09)___ Other |
| (05)___ Woman-Owned Small Business | |

DEFINITIONS

- (01) **SMALL BUSINESS:** A business concern that is organized for profit, is independently owned and operated, is not dominant in the field of operations in which it is bidding, and meets the size standards as prescribed in the Code of Federal Regulations, Title 13, Part 121. Consult your local or district Small Business Administration (SBA) office if further clarification is needed.
- (02) **LARGE BUSINESS:** A business concern that exceeds the small business size code standards established by SBA.
- (03) **DISADVANTAGED SMALL BUSINESS:** A business concern (a) that is at least 51 percent owned by one or more socially and economically disadvantaged individuals (as defined below), or a publicly owned business, having at least 51 percent of its stock owned by one or more socially and economically disadvantaged individuals; and (b) has its management and daily business operations controlled by one or more such individuals. Socially and economically disadvantaged individuals include: Asian, Black/African American, Hispanic or Latino, Native American, Native Hawaiian/Pacific Islander, Women, Disabled, Veteran and Disabled Veteran and other minorities or individuals found to be disadvantaged by the SBA.
- (04) **DISADVANTAGED LARGE BUSINESS:** A concern that meets the definition of socially and economically disadvantaged individuals as defined above, but which is not a small business by the SBA's size standards.
- (05) **WOMAN-OWNED SMALL BUSINESS:** A small business that is at least 51 percent owned by a woman or women who also control and operate it. "Control" in this context means exercising the power to make policy decisions. "Operate" means actively involved in the day to day management.
- (06) **WOMAN-OWNED LARGE BUSINESS:** A concern that meets the definition of woman owned and operated, but which is not a small business by the SBA's standards.
- (07) **DISADVANTAGED, WOMAN-OWNED SMALL BUSINESS:** A concern that meets the definition of both (03) and (05) above.
- (08) **DISADVANTAGED, WOMAN OWNED LARGE BUSINESS:** A concern that meets the definition of both (04) and (06) above.
- (09) **OTHER:** A concern that does not meet any of the above definitions.

THE FOLLOWING ITEMS ARE HEREWITH ENCLOSED AS REQUIRED BY KRS 45A.185

1. Bid Bond or Certified Check in an amount not less than five percent (5%) of total Bid.
2. List of Proposed Subcontractors and Unit Prices. (if required)
3. Authentication of Bid and Statement of Non-Collusion and Non-Conflict of Interest.
4. List of Materials and Equipment.
5. VENDOR NUMBER: It is imperative that you furnish your Federal Employer Identification Number in the space provided below. Failure to do so may delay the processing of purchase orders issued to your firm.

(Nine Digit Number)

BIDDER'S QUALIFICATIONS

The Commonwealth of Kentucky Model Procurement Code (KRS 45A.080) requires contracts to be awarded, "to the responsive and responsible bidder whose bid offers the best value" to the University of Kentucky. In order to determine if the Bidder has the experience, qualifications, resources and necessary attributes to provide the quality workmanship, materials and management required by the plans and specifications, the Bidder may be required to complete and submit the information requested on the University of Kentucky Contractor Bidder Determination of Responsibility questionnaire. Failure to provide the information requested on the questionnaire or failure to provide any additional submittals or information that may be requested to make this determination may be grounds for a declaration of non-responsibility with respect to the Bidder. A copy of the Contractor Determination of Responsibility questionnaire is available upon request to all Bidders.

TIME LIMIT FOR EXECUTION OF CONTRACT DOCUMENTS

It is further agreed, that in the event this Proposal is accepted by the Owner and the undersigned shall fail to execute the Contract and furnish satisfactory Payment and Performance Bond within ten (10) consecutive calendar days from the date of notification of the award of the Contract, the Owner may at his option, determine that the undersigned has abandoned the Contract and thereupon, the Proposal shall become null and void and the Bid guarantee, check or Bid bond which accompanied it shall be forfeited and become the property of the Owner as liquidated damages for each failure and no protest pursuant to such action will be made. If the Undersigned shall execute the Contract, and furnish satisfactory Payment Bond and Performance Bond, it is understood that the Bid Guarantee or Bid Bond will be returned to the undersigned by the Owner.

UNIT PRICES

NOTE: Unit Prices shall include the furnishing of all labor, materials, supplies and services and shall include all items of cost, overhead and profit for the Contractor and any subcontractor involved, and shall be used uniformly without modifications for either additions or deductions. The Unit Prices as established shall be used to determine the equitable adjustment of the Contract Price in connection with changes, deletions or extra work performed under the Contract and the "Rules of Measurement" set forth in the General Conditions shall govern.

All Bidders will be required to complete and submit the following Unit Prices with the bid.

The apparent low bidder is requested to attend a post bid meeting which will be scheduled at a later date.

DESCRIPTION OF WORK

UNIT PRICE

Provide trade specific project superintendent	_____
Provide trade specific project foreman	_____
Provide trade specific laborer	_____

PRIMARY LIST OF PROPOSED SUBCONTRACTORS

All subcontractors are subject to the approval of the Capital Construction Procurement Section and Capital Project Management Division, University of Kentucky, Lexington, KY.

If certain branches of the Work are to be done by the Prime Contractor, so state.

The apparent low bidders will be required to complete and submit to the University the following information by twelve o'clock (12) noon of the first working day following the bid opening. The information requested in this submittal is required to assist the University in determining contractor responsibility to complete the project being bid.

The apparent low bidder is requested to attend a post bid meeting which will be scheduled at a later date.

DIVISION OF WORK

NAME AND ADDRESS OF SUBCONTRACTOR

Selective Demolition	_____
Fire Protection Demolition	_____
HVAC Demolition	_____
Plumbing Demolition	_____
Temperature Controls Demolition	_____
Electrical Demolition	_____
Fire Alarm Demolition	_____

LIST OF MATERIALS AND EQUIPMENT

Each item listed under the different phases of construction must be clearly identified so that the Owner will definitely know what the Bidder proposes to furnish.

The use of a manufacturer's or dealer's name only, or stating "as per Plans and Specifications," will not be considered as sufficient identification.

Where more than one "Make" or "Brand" is listed for any one item, the Owner has the right to select the one to be used.

The apparent low bidders will be required to complete and submit to the University the following information by twelve o'clock (12) noon of the first working day following the bid opening. The information requested in this submittal is required to assist the University in determining contractor responsibility to complete the project being bid.

The apparent low bidder is requested to attend a post bid meeting which will be scheduled at a later date.

<u>ITEM</u>	<u>MATERIAL & EQUIPMENT</u>	<u>BRAND OR MANUFACTURER</u>
1	_____	_____
2	_____	_____

IDENTIFICATION OF DIVERSE BUSINESS ENTERPRISE SUBCONTRACTORS AND MATERIAL SUPPLIERS

Diverse Business Enterprises (DBE) consist of minority, women, disabled, veteran and disabled veteran owned business firms that are at least fifty-one percent owned and operated by an individual(s) of the aforementioned categories. Also included in this category are disabled business enterprises and non-profit work centers for the blind and severely disabled.

MBE, WBE, Veterans, Disable Veterans and Disabled make up Diverse Business Enterprises, DBE.

Participation of DBE owned Contractors and businesses.

The University of Kentucky encourages and supports the participation Diverse Business Enterprises. Please list Subcontractors and Material Suppliers according to following Ethnic Vendor List or if they are a Woman Owned Business:

- Asian
- Black/African American
- Hispanic or Latino
- Native American Native Hawaiian/Pacific Islander
- White
- Other

1. DBE (Ethnic or Woman) Subcontractors

2. DBE (Ethnic or Woman) Material Suppliers

SUPERINTENDENT

In accordance with Article 17 of the General Conditions a full-time superintendent will be required on this project. Below, please list the superintendent your firm will employ on this project. The successful Bidder will be required to furnish a resume of the superintendent's qualifications and or past projects.

List the Superintendent's Name

TRADE PACKAGE 6 – GLASS & GLAZING

PART 1 – GENERAL REQUIREMENTS

This section is meant to define significant items of the scope of work to be provided by the subcontractor submitting on the above listed bid package, which includes any special provisions related to the Subcontractor's execution of the Work and the project. The details of the scope of work are additionally defined in the Drawings, Specifications, and other provisions contained in the Project Documents.

PART 2 - SPECIFICATION SECTIONS TO BE INCLUDED

Furnish and install the following sections complete with all associated items required from the contract documents. Any bids with qualifications and/or exclusions limiting the scope of work to less than indicated herein will not be accepted.

Section 400	Language Applying to All Bidders
079200	Joint Sealants
085653	Aluminum Framed Psychiatric Windows
085656	Aluminum Security Screens
088000	Glazing
088713	Decorative Window Film

PART 3 – SCOPE OF WORK CLARIFICATIONS

1. **Trade Package Specific Scope of Work**

Subcontractors shall be responsible for all aluminum framed entrances, glass and glazing work for this bid package. This includes supply and install of all windows, glazing work, decorative window film, joint sealants (as it pertains to this trade package), add alternate work (if accepted by owner), daily cleanup, etc.

2. **Noisy Work Hours**

Noisy work hours for the project are defined as hammer drilling and impact type tools/equipment. This work is able to be completed from 5:00AM – 8:00AM each work day.

3. **Joint Sealants**

This contractor is responsible for all joint sealants as required for this scope of work. This work is to include, but is not limited to, all required sealants, backing rods, etc.

4. **Aluminum Framed Psychiatric Windows**

This contractor is responsible for all Aluminum Framed Psychiatric Windows. This work is to include, but is not limited to, the supply and install of all window units, all window unit components, all required finishes, any required shimming for this scope outside of what is included in the trade package 3 scope of work, etc.

5. **Decorative Window Film**

This contractor is responsible or the supply and install of all decorative window films. This work is to include, but is not limited to, preparation to glass, window film, etc.

6. Mockups and Samples

Subcontractor must provide all mockups as required by the drawings and specifications for all scope items in this package. This subcontractor shall also be responsible for the construction of a typical mockup room with cardboard cutouts of all required items as needed for the mockup rooms. This includes, but is not limited to, back-boxes, MEP trim outs, equipment, casework, outlets, furniture, etc. for a full exam room condition. All cutouts must be to the exact scale as finished product.

7. Punch List Expectations - GENERAL

The Construction Manager will perform a pre-punch list and issue to subcontractors via Bluebeam Software before owner/architect punch. Subcontractor will be required to complete all pertinent items of their scope of work within the designated time frame given by the Construction Manager. There will be an additional punch by the owner/architect provided and all subcontractors will be responsible to their trade scope of work in this second punch list. Additionally, subcontractors will be required to make any repairs, deficiencies, etc. noted in periodic field reports or inspections.

8. Add Alternate Work

This bid package contains one add alternate. The add alternate to be bid is as follows:

Add Alternate #2: Patio Scope

1. This contractor will be responsible for the required glass and glazing scope at the patio area. This contractor is to furnish and install the aluminum framed security screens. This work is to include, but is not limited to, all framing, finishes, wire cloths, infill, locks, releases, hardware, any required shimming, etc.

UNIVERSITY OF KENTUCKY
CAPITAL CONSTRUCTION PROCUREMENT SECTION
FORM OF PROPOSAL

Project Title: #2551.0 Pavilion H – 3rd Floor Behavioral Health - Bid Package #2 - Fit-Out

Purchasing Officer: Ken Scott

NOTE: The following Form of Proposal shall be followed exactly in submitting a proposal for this work. If this copy is lost, an additional copy will be furnished upon written request to the authority issuing Contract Documents.

This Proposal is submitted by: _____
(NAME AND ADDRESS OF BIDDER)
Date: _____
Telephone: _____

TO: BID CLERK
UNIVERSITY OF KENTUCKY
CAPITAL CONSTRUCTION
PROCUREMENT
RM. 322 SERVICE BUILDING
LEXINGTON, KY. 40506-0005

INVITATION TO BID: CCK-2602-22: TP#10 Plumbing & HVAC
BID OPENING DATE: February 08, 2022
TIME: 3:00 P.M. E.D.T.

The Bidder, in compliance with your Invitation for Bids for the above referenced Project, having carefully examined the site of the Work, the Drawings and complete Contract Documents as defined in Article I of the General Conditions, as well as the Specifications affecting the work as prepared by the Consultant, hereby proposes to furnish all labor, materials, supplies and services required to construct the Project in accordance with the Contract Documents, within the time set forth therein, and at the price stated below without qualification.

The Bidder hereby acknowledges receipt of the following Addenda:

ADDENDUM NO. _____ DATED _____
ADDENDUM NO. _____ DATED _____
ADDENDUM NO. _____ DATED _____

(Here insert the number and date of any Addenda issued and received. If none has been issued and received, the word NONE should be inserted.)

Contractor Report of Prior Violations of
Chapters 136, 139, 141, 337, 338, 341, and 342

Pursuant to KRS 45A.485, the Contractor shall, prior to the award of a Contract, reveal final determinations of any violations of the provisions of KRS Chapters 136, 139, 141, 337, 338, 341, and 342 by the Contractor that have occurred in the previous five (5) year period.

This statute also requires for the duration of the Contract established, the Contractor be in continuous compliance with the provisions of Chapters 136, 139, 141, 337, 338, 341, and 342 that apply to the Contractor's operations. The Contractor's failure to reveal a final determination of a violation of KRS Chapters 136, 139, 141, 337, 338, 341, and 342, or failure to comply with any of the above cited statutes for the duration of the Contract shall be grounds for the cancellation of the Contract, and the disqualification from eligibility for future contracts for a period of two (2) years.

The Contractor, by signing and submitting a Bid on this Invitation, agrees as required by KRS 45A.485 to submit final determinations of any violations of the provisions of KRS Chapters 136, 139, 141, 337, 338, 341, and 342 that have occurred in the previous five (5) years prior to the award of a Contract and agrees to remain in continuous compliance with the provisions of these statutes during the duration of any contract that may be established. Final determinations of any violations of these statutes, must be provided to the University by the successful Contractor prior to the award of a Contract.

LUMP SUM PROPOSAL

The Bidder agrees to furnish all labor, materials, supplies and services required to complete the Work, for the above referenced Project, for the Capital Construction Procurement Section, University of Kentucky, as described in the Specifications and Contract Documents and shown on the Drawings enumerated below and as modified by the Addenda listed above.

FOR THE LUMP SUM OF _____
(USE WORDS)
_____ DOLLARS AND _____ CENTS.
(USE WORDS) (USE WORDS)
(\$ _____)
(USE FIGURES)

Add Alternate #1: Patient Light Controls \$ _____
Add Alternate #2: Patio Scope \$ _____

FORM OF PROPOSAL

AUTHENTICATION OF BID AND STATEMENT OF NON-COLLUSION AND NON-CONFLICT OF INTEREST

I hereby certify:

1. That I am the Bidder (if the Bidder is an individual), a partner in the Bidder (if the Bidder is a partnership), or an officer or employee of the bidding corporation having authority to sign on its behalf (if the Bidder is a corporation);
2. That the submitted Bid or Bids covering Capital Construction Procurement Section Invitation No. CCK-2602-22 have been arrived at by the Bidder independently and have been submitted without collusion with, and without any agreement, understanding or planned common course of action with, any other contractor, vendor of materials, supplies, equipment or services described in the Invitation to Bid, designed to limit independent bidding or competition; as prohibited by provision KRS 45A.325;
3. That the contents of the Bid or Bids have not been communicated by the Bidder or its employees or agents to any person not an employee or agent of the Bidder or its surety on any bond furnished with the Bid or Bids and will not be communicated to any such person prior to the official opening of the Bid or Bids;
4. That the Bidder is legally entitled to enter into the contracts with the University of Kentucky and is not in violation of any prohibited conflict of interest, including those prohibited by the provisions of KRS 164.390, and 45A.330 to 45A.340 and 45A.455;
5. This offer is good for 60 calendar days from the date this Bid is opened. In submitting the above, it is expressly agreed that upon proper acceptance by the Capital Construction Procurement Section of any or all items Bid above, a contract shall thereby be created with respect to the items accepted;
6. That I have fully informed myself regarding and affirm the accuracy of all statements made in this Form of Proposal including Bid Amount.
7. Unless otherwise exempted by KRS 45.590, the Bidder intends to comply in full with all requirements of the Kentucky Civil Rights Act and to submit data required by the Kentucky Equal Employment Act upon being designated the successful contractor.
8. That the bidding contractor and all subcontractors to be employed do not and will not maintain any facilities they provide for employees in a segregated manner and they are in full compliance with provisions of 41 CFR 60-1.8 that prohibits the maintaining of segregated facilities.
9. In accordance with KRS45A.110(2), the undersigned hereby swears under penalty of perjury that he/she has not knowingly violated any provision of the campaign finance laws of the Commonwealth of Kentucky and that the award of a contract to the bidder will not violate any provision of the campaign finance laws of the Commonwealth of Kentucky.

READ CAREFULLY - SIGN IN SPACE BELOW - FAILURE TO SIGN INVALIDATES BID

SIGNED BY _____ TITLE _____

PRINT NAME _____ FIRM _____

ADDRESS _____ AREA CODE & PHONE _____

_____ FAX _____

CITY _____ STATE _____ ZIP CODE _____

BIDDER'S EMAIL _____ DATE _____

BUSINESS CLASSIFICATION

Please complete this form which is necessary for the University of Kentucky vendor database. Mark only one classification. Refer to "Definitions" for assistance in determining correct classification.

- | | |
|--|---|
| (01)___ Small Business
(02)___ Large Business
(03)___ Disadvantaged Small Business
(04)___ Disadvantaged Large Business
(05)___ Woman-Owned Small Business | (06)___ Woman-Owned Large Business
(07)___ Disadvantaged Woman-Owned Small Business
(08)___ Disadvantaged Woman-Owned Large Business
(09)___ Other |
|--|---|

DEFINITIONS

- (01) SMALL BUSINESS: A business concern that is organized for profit, is independently owned and operated, is not dominant in the field of operations in which it is bidding, and meets the size standards as prescribed in the Code of Federal Regulations, Title 13, Part 121. Consult your local or district Small Business Administration (SBA) office if further clarification is needed.
- (02) LARGE BUSINESS: A business concern that exceeds the small business size code standards established by SBA.
- (03) DISADVANTAGED SMALL BUSINESS: A business concern (a) that is at least 51 percent owned by one or more socially and economically disadvantaged individuals (as defined below), or a publicly owned business, having at least 51 percent of its stock owned by one or more socially and economically disadvantaged individuals; and (b) has its management and daily business operations controlled by one or more such individuals. Socially and economically disadvantaged individuals include: Asian, Black/African American, Hispanic or Latino, Native American, Native Hawaiian/Pacific Islander, Women, Disabled, Veteran and Disabled Veteran and other minorities or individuals found to be disadvantaged by the SBA.
- (04) DISADVANTAGED LARGE BUSINESS: A concern that meets the definition of socially and economically disadvantaged individuals as defined above, but which is not a small business by the SBA's size standards.
- (05) WOMAN-OWNED SMALL BUSINESS: A small business that is at least 51 percent owned by a woman or women who also control and operate it. "Control" in this context means exercising the power to make policy decisions. "Operate" means actively involved in the day to day management.
- (06) WOMAN-OWNED LARGE BUSINESS: A concern that meets the definition of woman owned and operated, but which is not a small business by the SBA's standards.
- (07) DISADVANTAGED, WOMAN-OWNED SMALL BUSINESS: A concern that meets the definition of both (03) and (05) above.
- (08) DISADVANTAGED, WOMAN OWNED LARGE BUSINESS: A concern that meets the definition of both (04) and (06) above.
- (09) OTHER: A concern that does not meet any of the above definitions.

THE FOLLOWING ITEMS ARE HEREWITH ENCLOSED AS REQUIRED BY KRS 45A.185

1. Bid Bond or Certified Check in an amount not less than five percent (5%) of total Bid.
2. List of Proposed Subcontractors and Unit Prices. (if required)
3. Authentication of Bid and Statement of Non-Collusion and Non-Conflict of Interest.
4. List of Materials and Equipment.
5. VENDOR NUMBER: It is imperative that you furnish your Federal Employer Identification Number in the space provided below. Failure to do so may delay the processing of purchase orders issued to your firm.

(Nine Digit Number)

BIDDER'S QUALIFICATIONS

The Commonwealth of Kentucky Model Procurement Code (KRS 45A.080) requires contracts to be awarded, “to the responsive and responsible bidder whose bid offers the best value” to the University of Kentucky. In order to determine if the Bidder has the experience, qualifications, resources and necessary attributes to provide the quality workmanship, materials and management required by the plans and specifications, the Bidder may be required to complete and submit the information requested on the University of Kentucky Contractor Bidder Determination of Responsibility questionnaire. Failure to provide the information requested on the questionnaire or failure to provide any additional submittals or information that may be requested to make this determination may be grounds for a declaration of non-responsibility with respect to the Bidder. A copy of the Contractor Determination of Responsibility questionnaire is available upon request to all Bidders.

TIME LIMIT FOR EXECUTION OF CONTRACT DOCUMENTS

It is further agreed, that in the event this Proposal is accepted by the Owner and the undersigned shall fail to execute the Contract and furnish satisfactory Payment and Performance Bond within ten (10) consecutive calendar days from the date of notification of the award of the Contract, the Owner may at his option, determine that the undersigned has abandoned the Contract and thereupon, the Proposal shall become null and void and the Bid guarantee, check or Bid bond which accompanied it shall be forfeited and become the property of the Owner as liquidated damages for each failure and no protest pursuant to such action will be made. If the Undersigned shall execute the Contract, and furnish satisfactory Payment Bond and Performance Bond, it is understood that the Bid Guarantee or Bid Bond will be returned to the undersigned by the Owner.

UNIT PRICES

NOTE: Unit Prices shall include the furnishing of all labor, materials, supplies and services and shall include all items of cost, overhead and profit for the Contractor and any subcontractor involved, and shall be used uniformly without modifications for either additions or deductions. The Unit Prices as established shall be used to determine the equitable adjustment of the Contract Price in connection with changes, deletions or extra work performed under the Contract and the "Rules of Measurement" set forth in the General Conditions shall govern.

All Bidders will be required to complete and submit the following Unit Prices with the bid.

The apparent low bidder is requested to attend a post bid meeting which will be scheduled at a later date.

DESCRIPTION OF WORK

UNIT PRICE

Provide trade specific project superintendent	_____
Provide trade specific project foreman	_____
Provide trade specific laborer	_____

PRIMARY LIST OF PROPOSED SUBCONTRACTORS

All subcontractors are subject to the approval of the Capital Construction Procurement Section and Capital Project Management Division, University of Kentucky, Lexington, KY.

If certain branches of the Work are to be done by the Prime Contractor, so state.

The apparent low bidders will be required to complete and submit to the University the following information by twelve o'clock (12) noon of the first working day following the bid opening. The information requested in this submittal is required to assist the University in determining contractor responsibility to complete the project being bid.

The apparent low bidder is requested to attend a post bid meeting which will be scheduled at a later date.

DIVISION OF WORK

NAME AND ADDRESS OF SUBCONTRACTOR

Selective Demolition	_____
Fire Protection Demolition	_____
HVAC Demolition	_____
Plumbing Demolition	_____
Temperature Controls Demolition	_____
Electrical Demolition	_____
Fire Alarm Demolition	_____

LIST OF MATERIALS AND EQUIPMENT

Each item listed under the different phases of construction must be clearly identified so that the Owner will definitely know what the Bidder proposes to furnish.

The use of a manufacturer's or dealer's name only, or stating "as per Plans and Specifications," will not be considered as sufficient identification.

Where more than one "Make" or "Brand" is listed for any one item, the Owner has the right to select the one to be used.

The apparent low bidders will be required to complete and submit to the University the following information by twelve o'clock (12) noon of the first working day following the bid opening. The information requested in this submittal is required to assist the University in determining contractor responsibility to complete the project being bid.

The apparent low bidder is requested to attend a post bid meeting which will be scheduled at a later date.

<u>ITEM</u>	<u>MATERIAL & EQUIPMENT</u>	<u>BRAND OR MANUFACTURER</u>
1	_____	_____
2	_____	_____

IDENTIFICATION OF DIVERSE BUSINESS ENTERPRISE SUBCONTRACTORS AND MATERIAL SUPPLIERS

Diverse Business Enterprises (DBE) consist of minority, women, disabled, veteran and disabled veteran owned business firms that are at least fifty-one percent owned and operated by an individual(s) of the aforementioned categories. Also included in this category are disabled business enterprises and non-profit work centers for the blind and severely disabled.

MBE, WBE, Veterans, Disable Veterans and Disabled make up Diverse Business Enterprises, DBE.

Participation of DBE owned Contractors and businesses.

The University of Kentucky encourages and supports the participation Diverse Business Enterprises. Please list Subcontractors and Material Suppliers according to following Ethnic Vendor List or if they are a Woman Owned Business:

- Asian
- Black/African American
- Hispanic or Latino
- Native American Native Hawaiian/Pacific Islander
- White
- Other

1. DBE (Ethnic or Woman) Subcontractors

2. DBE (Ethnic or Woman) Material Suppliers

SUPERINTENDENT

In accordance with Article 17 of the General Conditions a full-time superintendent will be required on this project. Below, please list the superintendent your firm will employ on this project. The successful Bidder will be required to furnish a resume of the superintendent's qualifications and or past projects.

List the Superintendent's Name

TRADE PACKAGE 10 – PLUMBING AND HVAC

PART 1 – GENERAL REQUIREMENTS

This section is meant to define significant items of the scope of work to be provided by the subcontractor submitting on the above listed bid package, which includes any special provisions related to the Subcontractor's execution of the Work and the project. The details of the scope of work are additionally defined in the Drawings, Specifications, and other provisions contained in the Project Documents.

PART 2 - SPECIFICATION SECTIONS TO BE INCLUDED

Furnish and install the following sections complete with all associated items required from the contract documents. Any bids with qualifications and/or exclusions limiting the scope of work to less than indicated herein will not be accepted.

Section 400	Language Applying to All Bidders
024119	Selective Demolition
078400	Penetration Firestopping
079200	Joint Sealants
200100	General Provisions
200200	Scope of the Mechanical Work
200300	Shop Drawings, Descriptive Literature, Maintenance Manuals, Parts Lists, Special Keys and Tools
200400	Demolition and Salvage
201100	Sleeving, Cutting, Patching and Repairing
201300	Pipe, Pipe Fittings, and Support
202100	Valves and Cocks
202110	Access to Valves, Equipment, Filters, Etc.
202200	Insulation
202300	Thermometers and Others, Monitoring Instruments
202400	Identifications, Tags, Charts, Etc.
202500	Hangers, Clamps, Attachments, Etc.
203100	Testing, Balancing, Lubrication and Adjustments
220100	Plumbing Specialties
220200	Plumbing Fixtures, Fittings and Trim
230200	HVAC Equipment
231100	Registers, Grilles, Diffuser and Louvers
231200	Sheet Metal & Flexible Duct
250200	Controls – Direct Digital

PART 3 – SCOPE OF WORK CLARIFICATIONS

1. Trade Contract Bid – MUST BE ENTIRE PACKAGE

Each bid package must be bid in its entirety. Any bids with qualifications or exclusions limiting the scope of work to less than indicated herein could result in forfeiture of bid and yielding bid bond to owner.

2. Trade Package Specific Scope of Work

Subcontractor shall be responsible to provide all labor, material, equipment necessary for all plumbing, demolition of existing plumbing, demolition of existing HVAC, all HVAC, controls, louvers, dampers, any work for OFCI items, joint sealants and access doors for a complete system. Also includes all core drilling for pathways, insulation, firestopping all penetrations through rated assemblies. This contractor will also be responsible for any and all structural steel relating to HVAC systems.

3. Noisy Work Hours

Noisy work hours for the project are defined as hammer drilling and impact type tools/equipment. This work is able to be completed from 5:00AM – 8:00AM each work day.

4. Slab X-Ray

Anywhere that a contractor must penetrate through a slab for installations of materials, they shall be required to X-ray the slab and provide documentation before proceeding with the coring. If this is not done and damage occurs to the slab structure, all remediations required shall be performed by the Construction Manager or others and charged to responsible trade contractor.

5. Coordination with Occupied Spaces

The project interfaces extensively with existing building services. It shall be the contractor's responsibility to coordinate and phase all tie-ins and interruptions of existing services to minimize or eliminate down time. All considerations must be made to keep systems active before making any Electrical/Fire Alarm/Low Voltage system offline. Any temporary measures that must be included to keep systems active are the responsibility of this subcontractor.

6. State Submission of Drawings, Permits, Fees, Utility Fees

Any submission required for state approval of Plumbing and/or HVAC system shall be the responsibility of this subcontractor, including all permits, fees, and inspections necessary.

7. BIM Execution Plan

BIM Modeling is required in this trade package. See BIM Execution Plan for further information regarding the 3D coordination in this bid package.

8. Roof Patch

This contract shall include all roof cutting and patching required for installation of plumbing and HVAC work. All roof patching must be priced and installed by a consistent material and vendor to maintain UK standards and warranties.

9. Code Compliance

This contractor shall meet the specification requirements for access panel installation, adding shutoff valves as necessary, etc. If an access panel is not shown on the construction documents but will be required for code compliance relative to HVAC and/or plumbing, access panel must be provided and installed by this subcontractor and approved by owner. If any shutoff valves are required for construction purposes, code compliance, etc., these must be included by this subcontractor and approved by owner.

10. Demolition

All HVAC and Plumbing equipment, ductwork, piping, insulation, thermostats, etc. that are called or inferred to be removed or relocated are the responsibility of this trade contractor. Demolition for the third floor has been completed by the bid package 1 of this project. Any remaining demolition on the third floor will be the responsibility of this contractor. This includes, but is not limited to, concrete demolition for piping and ductwork in chases or ceiling space, reference detail B and C on S1.3. All demolition that remains outside of the third floor space, will be the responsibility of this contractor. This is to include, but is not limited to, all plumbing demolition on the second floor, temporary duct on third floor as provided by bid package 1, insulation, controls, control wiring, etc. Systems are expected to remain active in all adjacent locations and all preparations for this to occur during demolition are the responsibility of this contractor.

11. Outages

All outages of existing Plumbing and/or HVAC system shall be communicated as required at weekly outage meetings. This trade contractor must provide notice of a required outage to the Construction Manager/Owner/UK Outage Department at least 2 weeks before shutdown is needed. If proper and required notification is not given in enough time and a schedule delay is incurred, all penalties shall be borne by this trade contractor.

12. Field Verification

All field verification required for shop drawing submission must be done within the first week after contract award to ensure schedule delays are not incurred.

13. Firestopping, Patching

Firestopping of any materials required in the installation of Plumbing and HVAC system shall be the responsibility of this subcontractor, including all UL listings and AHJ associated requirements. Additionally, any installation requiring penetrations in non-rated floors and walls must be sealed air tight by this subcontractor. See sheet F0.0 for more information.

14. Controls

Contractor to include all conduit, pathways, wiring, terminations, and full integration for Building Automation System. Contractor is responsible to coordinate with Owner's representatives to ensure strict compliance with all regulations and standards for BAS. Reference Division 25 for additional details. Subcontractor will be required to provide all controls vendor quotes for review at the post-Bid review conducted by the CM.

15. Louvers, Dampers and Access Doors

This contract shall include furnish and installation of all louvers, dampers and access doors as required for a complete system.

16. Test and Balance

Any pretesting of ductwork, balancing of existing systems to be repurposed, or Testing and Balancing of New Installations shall be the responsibility of this subcontract.

17. Cutting and Patching for Work

All core drilling and or cutting/patching required for HVAC or Plumbing installations shall be performed by this contractor. Under this contract, HVAC systems will be run through multiple floors of buildings. **This trade contractor shall reference all structural, architectural, mechanical, electrical, civil, etc. (all drawings) associated with this work to identify all means and methods pertaining to the installation of required work.** All layout, cutting, temporary shoring, temporary angles, temporary bracing, scaffolding, lifting, firestopping, grouting, hangers, flashing, ICRA containment means and methods, etc. required to install HVAC or plumbing shall be the responsibility of this Trade Contractor. Any patching of materials back after scope installations that will be required are also the responsibility of this trade contractor. This includes vertical runs of installation as well as horizontal runs of installation.

18. Allowances

In addition to the full scope of work outlined above, this trade contractor shall include the following allowance(s):

- a. Code Compliance Upgrades – \$5,000
- b. Roof Patch/Coordination/Piping - \$10,000

19. Add Alternate Work

This bid package contains one add alternate. The add alternate to be bid is as follows:

Add Alternate #2: Patio Scope

1. This contractor will be responsible for the supply and install of all plumbing work as required at the patio for the add alternate. Refer to tag note Plumb.A03 on A-8.1 and tag notes P4 and P9 and P-2.1. This is to include, but is not limited to, all drains, all scanning, all core drilling, all sealing around work, all piping, etc.

UNIVERSITY OF KENTUCKY
CAPITAL CONSTRUCTION PROCUREMENT SECTION
FORM OF PROPOSAL

Project Title: #2551.0 Pavilion H – 3rd Floor Behavioral Health - Bid Package #2 - Fit-Out

Purchasing Officer: Ken Scott

NOTE: The following Form of Proposal shall be followed exactly in submitting a proposal for this work. If this copy is lost, an additional copy will be furnished upon written request to the authority issuing Contract Documents.

This Proposal is submitted by: _____
(NAME AND ADDRESS OF BIDDER)
Date: _____
Telephone: _____

TO: BID CLERK
UNIVERSITY OF KENTUCKY
CAPITAL CONSTRUCTION
PROCUREMENT
RM. 322 SERVICE BUILDING
LEXINGTON, KY. 40506-0005

INVITATION TO BID: CCK-2602-22: TP#11 Electrical
BID OPENING DATE: February 08, 2022
TIME: 3:00 P.M. E.D.T.

The Bidder, in compliance with your Invitation for Bids for the above referenced Project, having carefully examined the site of the Work, the Drawings and complete Contract Documents as defined in Article I of the General Conditions, as well as the Specifications affecting the work as prepared by the Consultant, hereby proposes to furnish all labor, materials, supplies and services required to construct the Project in accordance with the Contract Documents, within the time set forth therein, and at the price stated below without qualification.

The Bidder hereby acknowledges receipt of the following Addenda:

ADDENDUM NO. _____ DATED _____
ADDENDUM NO. _____ DATED _____
ADDENDUM NO. _____ DATED _____

(Here insert the number and date of any Addenda issued and received. If none has been issued and received, the word NONE should be inserted.)

Contractor Report of Prior Violations of
Chapters 136,139, 141, 337, 338, 341, and 342

Pursuant to KRS 45A.485, the Contractor shall, prior to the award of a Contract, reveal final determinations of any violations of the provisions of KRS Chapters 136, 139, 141, 337, 338, 341, and 342 by the Contractor that have occurred in the previous five (5) year period.

This statute also requires for the duration of the Contract established, the Contractor be in continuous compliance with the provisions of Chapters 136, 139, 141, 337, 338, 341, and 342 that apply to the Contractor's operations. The Contractor's failure to reveal a final determination of a violation of KRS Chapters 136, 139, 141, 337, 338, 341, and 342, or failure to comply with any of the above cited statutes for the duration of the Contract shall be grounds for the cancellation of the Contract, and the disqualification from eligibility for future contracts for a period of two (2) years.

The Contractor, by signing and submitting a Bid on this Invitation, agrees as required by KRS 45A.485 to submit final determinations of any violations of the provisions of KRS Chapters 136, 139, 141, 337, 338, 341, and 342 that have occurred in the previous five (5) years prior to the award of a Contract and agrees to remain in continuous compliance with the provisions of these statutes during the duration of any contract that may be established. Final determinations of any violations of these statutes, must be provided to the University by the successful Contractor prior to the award of a Contract.

LUMP SUM PROPOSAL

The Bidder agrees to furnish all labor, materials, supplies and services required to complete the Work, for the above referenced Project, for the Capital Construction Procurement Section, University of Kentucky, as described in the Specifications and Contract Documents and shown on the Drawings enumerated below and as modified by the Addenda listed above.

FOR THE LUMP SUM OF _____
(USE WORDS) (USE WORDS)
_____ DOLLARS AND _____ CENTS.
(USE WORDS) (USE WORDS)
(\$ _____)
(USE FIGURES)

Add Alternate #1: Patient Light Controls \$ _____

Add Alternate #2: Patio Scope \$ _____

FORM OF PROPOSAL

AUTHENTICATION OF BID AND STATEMENT OF NON-COLLUSION AND NON-CONFLICT OF INTEREST

I hereby certify:

1. That I am the Bidder (if the Bidder is an individual), a partner in the Bidder (if the Bidder is a partnership), or an officer or employee of the bidding corporation having authority to sign on its behalf (if the Bidder is a corporation);
2. That the submitted Bid or Bids covering Capital Construction Procurement Section Invitation No. CCK-2602-22 have been arrived at by the Bidder independently and have been submitted without collusion with, and without any agreement, understanding or planned common course of action with, any other contractor, vendor of materials, supplies, equipment or services described in the Invitation to Bid, designed to limit independent bidding or competition; as prohibited by provision KRS 45A.325;
3. That the contents of the Bid or Bids have not been communicated by the Bidder or its employees or agents to any person not an employee or agent of the Bidder or its surety on any bond furnished with the Bid or Bids and will not be communicated to any such person prior to the official opening of the Bid or Bids;
4. That the Bidder is legally entitled to enter into the contracts with the University of Kentucky and is not in violation of any prohibited conflict of interest, including those prohibited by the provisions of KRS 164.390, and 45A.330 to 45A.340 and 45A.455;
5. This offer is good for 60 calendar days from the date this Bid is opened. In submitting the above, it is expressly agreed that upon proper acceptance by the Capital Construction Procurement Section of any or all items Bid above, a contract shall thereby be created with respect to the items accepted;
6. That I have fully informed myself regarding and affirm the accuracy of all statements made in this Form of Proposal including Bid Amount.
7. Unless otherwise exempted by KRS 45.590, the Bidder intends to comply in full with all requirements of the Kentucky Civil Rights Act and to submit data required by the Kentucky Equal Employment Act upon being designated the successful contractor.
8. That the bidding contractor and all subcontractors to be employed do not and will not maintain any facilities they provide for employees in a segregated manner and they are in full compliance with provisions of 41 CFR 60-1.8 that prohibits the maintaining of segregated facilities.
9. In accordance with KRS45A.110(2), the undersigned hereby swears under penalty of perjury that he/she has not knowingly violated any provision of the campaign finance laws of the Commonwealth of Kentucky and that the award of a contract to the bidder will not violate any provision of the campaign finance laws of the Commonwealth of Kentucky.

READ CAREFULLY - SIGN IN SPACE BELOW - FAILURE TO SIGN INVALIDATES BID

SIGNED BY _____ TITLE _____

PRINT NAME _____ FIRM _____

ADDRESS _____ AREA CODE & PHONE _____

CITY STATE ZIP CODE FAX

BIDDER'S EMAIL _____ DATE _____

BUSINESS CLASSIFICATION

Please complete this form which is necessary for the University of Kentucky vendor database.
Mark only one classification. Refer to "Definitions" for assistance in determining correct classification.

- (01)___ Small Business
(02)___ Large Business
(03)___ Disadvantaged Small Business
(04)___ Disadvantaged Large Business
(05)___ Woman-Owned Small Business
(06)___ Woman-Owned Large Business
(07)___ Disadvantaged Woman-Owned Small Business
(08)___ Disadvantaged Woman-Owned Large Business
(09)___ Other

DEFINITIONS

- (01) **SMALL BUSINESS:** A business concern that is organized for profit, is independently owned and operated, is not dominant in the field of operations in which it is bidding, and meets the size standards as prescribed in the Code of Federal Regulations, Title 13, Part 121. Consult your local or district Small Business Administration (SBA) office if further clarification is needed.
- (02) **LARGE BUSINESS:** A business concern that exceeds the small business size code standards established by SBA.
- (03) **DISADVANTAGED SMALL BUSINESS:** A business concern (a) that is at least 51 percent owned by one or more socially and economically disadvantaged individuals (as defined below), or a publicly owned business, having at least 51 percent of its stock owned by one or more socially and economically disadvantaged individuals; and (b) has its management and daily business operations controlled by one or more such individuals. Socially and economically disadvantaged individuals include: Asian, Black/African American, Hispanic or Latino, Native American, Native Hawaiian/Pacific Islander, Women, Disabled, Veteran and Disabled Veteran and other minorities or individuals found to be disadvantaged by the SBA.
- (04) **DISADVANTAGED LARGE BUSINESS:** A concern that meets the definition of socially and economically disadvantaged individuals as defined above, but which is not a small business by the SBA's size standards.
- (05) **WOMAN-OWNED SMALL BUSINESS:** A small business that is at least 51 percent owned by a woman or women who also control and operate it. "Control" in this context means exercising the power to make policy decisions. "Operate" means actively involved in the day to day management.
- (06) **WOMAN-OWNED LARGE BUSINESS:** A concern that meets the definition of woman owned and operated, but which is not a small business by the SBA's standards.
- (07) **DISADVANTAGED, WOMAN-OWNED SMALL BUSINESS:** A concern that meets the definition of both (03) and (05) above.
- (08) **DISADVANTAGED, WOMAN OWNED LARGE BUSINESS:** A concern that meets the definition of both (04) and (06) above.
- (09) **OTHER:** A concern that does not meet any of the above definitions.

THE FOLLOWING ITEMS ARE HEREWITH ENCLOSED AS REQUIRED BY KRS 45A.185

1. Bid Bond or Certified Check in an amount not less than five percent (5%) of total Bid.
2. List of Proposed Subcontractors and Unit Prices. (if required)
3. Authentication of Bid and Statement of Non-Collusion and Non-Conflict of Interest.
4. List of Materials and Equipment.
5. VENDOR NUMBER: It is imperative that you furnish your Federal Employer Identification Number in the space provided below. Failure to do so may delay the processing of purchase orders issued to your firm.

(Nine Digit Number)

BIDDER'S QUALIFICATIONS

The Commonwealth of Kentucky Model Procurement Code (KRS 45A.080) requires contracts to be awarded, “to the responsive and responsible bidder whose bid offers the best value” to the University of Kentucky. In order to determine if the Bidder has the experience, qualifications, resources and necessary attributes to provide the quality workmanship, materials and management required by the plans and specifications, the Bidder may be required to complete and submit the information requested on the University of Kentucky Contractor Bidder Determination of Responsibility questionnaire. Failure to provide the information requested on the questionnaire or failure to provide any additional submittals or information that may be requested to make this determination may be grounds for a declaration of non-responsibility with respect to the Bidder. A copy of the Contractor Determination of Responsibility questionnaire is available upon request to all Bidders.

TIME LIMIT FOR EXECUTION OF CONTRACT DOCUMENTS

It is further agreed, that in the event this Proposal is accepted by the Owner and the undersigned shall fail to execute the Contract and furnish satisfactory Payment and Performance Bond within ten (10) consecutive calendar days from the date of notification of the award of the Contract, the Owner may at his option, determine that the undersigned has abandoned the Contract and thereupon, the Proposal shall become null and void and the Bid guarantee, check or Bid bond which accompanied it shall be forfeited and become the property of the Owner as liquidated damages for each failure and no protest pursuant to such action will be made. If the Undersigned shall execute the Contract, and furnish satisfactory Payment Bond and Performance Bond, it is understood that the Bid Guarantee or Bid Bond will be returned to the undersigned by the Owner.

UNIT PRICES

NOTE: Unit Prices shall include the furnishing of all labor, materials, supplies and services and shall include all items of cost, overhead and profit for the Contractor and any subcontractor involved, and shall be used uniformly without modifications for either additions or deductions. The Unit Prices as established shall be used to determine the equitable adjustment of the Contract Price in connection with changes, deletions or extra work performed under the Contract and the "Rules of Measurement" set forth in the General Conditions shall govern.

All Bidders will be required to complete and submit the following Unit Prices with the bid.

The apparent low bidder is requested to attend a post bid meeting which will be scheduled at a later date.

DESCRIPTION OF WORK

UNIT PRICE

Provide trade specific project superintendent	_____
Provide trade specific project foreman	_____
Provide trade specific laborer	_____

PRIMARY LIST OF PROPOSED SUBCONTRACTORS

All subcontractors are subject to the approval of the Capital Construction Procurement Section and Capital Project Management Division, University of Kentucky, Lexington, KY.

If certain branches of the Work are to be done by the Prime Contractor, so state.

The apparent low bidders will be required to complete and submit to the University the following information by twelve o'clock (12) noon of the first working day following the bid opening. The information requested in this submittal is required to assist the University in determining contractor responsibility to complete the project being bid.

The apparent low bidder is requested to attend a post bid meeting which will be scheduled at a later date.

DIVISION OF WORK

NAME AND ADDRESS OF SUBCONTRACTOR

Selective Demolition	_____
Fire Protection Demolition	_____
HVAC Demolition	_____
Plumbing Demolition	_____
Temperature Controls Demolition	_____
Electrical Demolition	_____
Fire Alarm Demolition	_____

LIST OF MATERIALS AND EQUIPMENT

Each item listed under the different phases of construction must be clearly identified so that the Owner will definitely know what the Bidder proposes to furnish.

The use of a manufacturer's or dealer's name only, or stating "as per Plans and Specifications," will not be considered as sufficient identification.

Where more than one "Make" or "Brand" is listed for any one item, the Owner has the right to select the one to be used.

The apparent low bidders will be required to complete and submit to the University the following information by twelve o'clock (12) noon of the first working day following the bid opening. The information requested in this submittal is required to assist the University in determining contractor responsibility to complete the project being bid.

The apparent low bidder is requested to attend a post bid meeting which will be scheduled at a later date.

<u>ITEM</u>	<u>MATERIAL & EQUIPMENT</u>	<u>BRAND OR MANUFACTURER</u>
1	_____	_____
2	_____	_____

IDENTIFICATION OF DIVERSE BUSINESS ENTERPRISE SUBCONTRACTORS AND MATERIAL SUPPLIERS

Diverse Business Enterprises (DBE) consist of minority, women, disabled, veteran and disabled veteran owned business firms that are at least fifty-one percent owned and operated by an individual(s) of the aforementioned categories. Also included in this category are disabled business enterprises and non-profit work centers for the blind and severely disabled.

MBE, WBE, Veterans, Disable Veterans and Disabled make up Diverse Business Enterprises, DBE.

Participation of DBE owned Contractors and businesses.

The University of Kentucky encourages and supports the participation Diverse Business Enterprises. Please list Subcontractors and Material Suppliers according to following Ethnic Vendor List or if they are a Woman Owned Business:

- Asian
- Black/African American
- Hispanic or Latino
- Native American Native Hawaiian/Pacific Islander
- White
- Other

1. DBE (Ethnic or Woman) Subcontractors

2. DBE (Ethnic or Woman) Material Suppliers

SUPERINTENDENT

In accordance with Article 17 of the General Conditions a full-time superintendent will be required on this project. Below, please list the superintendent your firm will employ on this project. The successful Bidder will be required to furnish a resume of the superintendent's qualifications and or past projects.

List the Superintendent's Name

TRADE PACKAGE 11 – ELECTRICAL AND LOW VOLTAGE SYSTEMS

PART 1 – GENERAL REQUIREMENTS

This section is meant to define significant items of the scope of work to be provided by the subcontractor submitting on the above listed bid package, which includes any special provisions related to the Subcontractor's execution of the Work and the project. The details of the scope of work are additionally defined in the Drawings, Specifications, and other provisions contained in the Project Documents.

PART 2 - SPECIFICATION SECTIONS TO BE INCLUDED

Furnish and install the following sections complete with all associated items required from the contract documents. Any bids with qualifications and/or exclusions limiting the scope of work to less than indicated herein will not be accepted.

Section 400	Language Applying to All Bidders
024119	Selective Demolition
078400	Penetration Firestopping
079200	Joint Sealants
260501	General Provisions - Electrical
260502	Scope of the Electrical Work
260503	Shop Drawings, Literature, Manuals, Parts Lists, and Special Tools
260504	Sleeving, Cutting, Patching & Repairing
260505	Demolition, Restoration and Salvage
260508	Coordination Among Trades, Systems Interfacing and Connection of Equipment Furnished by Others
260519	Conductors, Identifications, Splicing Devices and Connectors
260526	Grounding and Bonding
260529	Hangers and Supports for Electrical Systems
260531	Cabinets, Outlet Boxes and Pull Boxes
260533	Raceways and Fittings
260553	Identifications
260943	Network Lighting Controls
262416	Panelboards
262726	Wiring Devices and Plates
264313	Surge Suppression Systems
265113	Lighting Fixtures and Lamps
270610	Voice/Data/Video Communications System
275116	Public Address Systems
280501	General – Safety - Security
281643	Perimeter Security Safety
282300	Video Surveillance
283100	Fire Alarm System

PART 3 – SCOPE OF WORK CLARIFICATIONS

1. Trade Package Specific Scope of Work

Subcontractor shall be responsible to provide all labor, material, equipment necessary for an entire electrical system, Fire Alarm System, and all low voltage systems to have a complete and functional system. Any power that is required to OFCI items, OFOI, OFVI, Medical Equipment, Nurse Call, etc. shall be the responsibility of this subcontract.

2. Noisy Work Hours

Noisy work hours for the project are defined as hammer drilling and impact type tools/equipment. This work is able to be completed from 5:00AM – 8:00AM each work day.

3. Electronic Security

All electronic security for door installation is defined as follows:

- a. Power, conduit, and cabling running **to** the power supply shall be by the electrical contractor. Connections to the power supply to make it active are by the electrical contractor.
- b. Power Supplies are to be furnished and **installed** by this subcontractor.
- c. Conduit, cabling, terminations, programming from the power supply to the card reader, keypad, etc. are the responsibility of DFH Subcontractor.
- d. Furnishing and installing keycard, card reader, etc. are to be the responsibility of DFH contractor
- e. Prepping of all door frames to receive keycard installations to be the responsibility of DFH contractor.
- f. All final connections, wiring, programming, coordination with Owner systems, etc. are the responsibility of the DFH contractor.

A door wiring diagram has been included in the logistical documents of the bid manual for further clarification of responsibilities.

4. Slab X-Ray

Anywhere that a contractor must penetrate through a slab for installations of materials, they shall be required to X-ray the slab and provide documentation before proceeding with the coring. If this is not done and damage occurs to the slab structure, all remediations required shall be performed by the Construction Manager or others and charged to responsible trade contractor.

5. Coordination with Occupied Spaces

The project interfaces extensively with existing building services. It shall be the contractor's responsibility to coordinate and phase all tie-ins and interruptions of existing services to minimize or eliminate down time. All considerations must be made to keep systems active before making any Electrical/Fire Alarm/Low Voltage system offline. Any temporary measures that must be included to keep systems active are the responsibility of this subcontractor.

6. State Submission of Drawings, Permits, Fees, Utility Fees

Any submission required for state approval of Electrical/Fire Alarm system shall be the responsibility of this subcontractor, including all permits, fees, and inspections necessary. If utility fees for any reason are required for construction commencement or activities they shall be the responsibility to research and discover during bidding process and include in overall proposal.

7. Outages

All outages of existing Electrical/Low Voltage system shall be communicated as required at weekly outage meetings. This trade contractor must provide notice of a required outage to the Construction Manager/Owner/UK Outage Department at least 2 weeks before shutdown is needed. If proper and required notification is not given in enough time and a schedule delay is incurred, all penalties shall be borne by this trade contractor.

8. Field Verification

All field verification required for shop drawing submission must be done within the first week after contract award to ensure schedule delays are not incurred.

9. Demolition

The majority of the demolition required for this scope of work will be complete by the bid date of this bid package. The demolition that has been completed is the 3rd floor BHU space demolition that is shown in the electrical drawings in this bid package, excluding demolition for the 3rd floor panels that are to be replaced.

It is the responsibility of this contractor to complete the remaining demolition of this trade package. This work includes, but is not limited to, demolition of panels, wiring to the panels, etc. It is the responsibility of this contractor to complete a site visit to confirm what will remain.

Demolition of the existing cable tray in the 3rd floor space will be the responsibility of this contractor.

10. Heat Detectors

Heat detectors were installed in the space during the demolition phase. This contractor is responsible for the installation of extra heat detectors as needed and to maintain those throughout construction. It is the responsibility of this contractor to remove the heat detectors when directed by the CM.

11. Firestopping, Patching

Firestopping of any materials required in the installation of Electrical and Low Voltage system shall be the responsibility of this subcontractor, including all UL listings and AHJ associated requirements. Additionally, any installation requiring penetrations in non-rated floors and walls must be sealed air tight by this subcontractor. See sheet F0.0 for more information.

12. Allowances

The following allowances must be included in this bid package to be used only at the discretion of the Construction Manager:

- a. Temporary Electric – \$5,000
- b. JCI/Simplex Allowance - \$43,313.38

13. BIM Execution Plan

BIM Modeling is required in this trade package. See BIM Execution Plan for further information regarding the 3D coordination in this bid package.

14. Add Alternate Work

This bid package contains two add alternates. The add alternates are to be bid as follows:

Add Alternate #1: Patient Lighting Controls

- 1. This contractor is responsible for the supply and install of this add alternate item in its entirety. This work is to include, but is not limited to, all lights, all wiring, all hangers, all controllers, all switches, etc. Refer to E 3.0 (tag notes L1 and L8) and E 7.3 for more information.

Add Alternate #2: Patio Scope

- 2. This contractor is responsible for supply and install of all electrical work required at the patio for the add alternate. Refer to tag notes L14 and L18 on E 3.0, and tag note S34 on E 5.0 for more information. This work is to include, but is not limited to, all wiring, all pathways, all fixtures, etc.

15. JCI/Simplex Allowance

This contractor is responsible for contracting with JCI/Simplex and carrying the JCI/Simplex Allowance. This allowance covers the scope of work by JCI/Simplex. This scope of work includes install of temporary heat detectors as needed, maintenance of temporary heat detectors, keeping any existing fire alarm system active that must remain active, maintenance of any fire alarm system that is to remain active, Design/CAD Shop Drawings, Programming, installation/termination of fire alarm devices, providing/installing wiring for all fire alarm, state submittal fees, etc.

For further clarifications please refer to the JCI/Simplex scope of work included in this addendum. Any work or material that is not included by JCI/Simplex but is required for completing this scope of work will be the responsibility of this contractor.

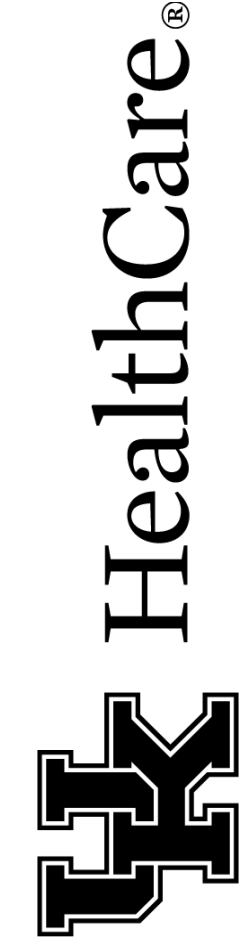
GENERAL NOTES

- BOLD RED DASHED LINES INDICATE ITEMS TO BE REMOVED. REFER TO DEMOLITION NOTES FOR SPECIFIC INSTRUCTIONS.
- CONTRACTOR SHALL VERIFY EXISTING CONDITIONS AND SHALL NOTIFY ARCHITECT IMMEDIATELY OF DISCREPANCIES BETWEEN EXISTING CONDITIONS AND CONFIGURATIONS SHOWN IN THE CONSTRUCTION DRAWINGS.
- INFORMATION REGARDING MECHANICAL, PLUMBING, AND ELECTRICAL ITEMS TO BE REMOVED HAS BEEN INCLUDED FOR REFERENCE ONLY. REFER TO MECHANICAL, PLUMBING, AND ELECTRICAL DRAWINGS FOR COMPLETE INSTRUCTIONS ON THE REMOVAL OF THESE ITEMS.
- EXISTING MECHANICAL, PLUMBING AND ELECTRICAL SYSTEMS MUST CONTINUE TO OPERATE AS REQUIRED TO SATISFY OWNER THROUGHOUT THE CONSTRUCTION PERIOD.
- ALL ADJACENT SURFACES TO THE AREA OF DEMOLITION WHICH ARE SCHEDULED TO REMAIN AND ARE IN ANY MANNER AFFECTED BY THE WORK SHALL BE PATCHED AS REQUIRED TO MATCH THE ADJACENT FINISHED SURFACES.
- ALL LOCATIONS OF DUCTWORK AND PIPING REMOVAL THROUGH EXISTING WALL CONSTRUCTION SCHEDULED TO REMAIN SHALL BE PATCHED WITH MATERIALS IDENTICAL ADJACENT CONSTRUCTION AS REQUIRED FOR UNIFORM TRANSITIONS TO ADJACENT FINISH SURFACES.
- CONTRACTOR SHALL REMOVE PORTIONS OF EXISTING CONSTRUCTION AS REQUIRED FOR INSTALLATION OF NEW MECHANICAL, PLUMBING AND/OR ELECTRICAL ITEMS AS INDICATED ON MEP DRAWINGS. ALL SURFACES AFFECTED SHALL BE PATCHED UPON COMPLETION OF MECHANICAL, PLUMBING AND/OR ELECTRICAL WORK AS REQUIRED TO MATCH ADJACENT SURFACES.
- CUTTING AND PATCHING OF EXISTING CONSTRUCTION SHALL BE THE RESPONSIBILITY OF THE CONTRACTOR PERFORMING THE WORK FOR WHICH THE CUTTING IS REQUIRED. THE WORK SHALL BE PERFORMED BY A PERSON OR PERSONS SKILLED IN THE TRADE INVOLVED.
- ALL DEMOLITION DEBRIS SHALL BE DISPOSED OF IN A MANNER ACCEPTABLE TO THE REGULATORY AUTHORITY HAVING JURISDICTION.
- NOISE AND DUST LEVELS SHALL BE KEPT TO A MINIMUM TO AVOID DISTURBANCES TO ONGOING ACTIVITIES IN THE ADJACENT AREAS.
- CONTRACTOR SHALL PROVIDE TEMPORARY PARTITIONDOORS AS REQUIRED TO SECURE PROJECT AREA AT ALL TIMES AND AS REQUIRED TO AVOID MIGRATION OF DUST INTO ADJACENT OCCUPIED AREAS.
- CONTRACTOR IS TO REMOVE ALL SIGNAGE AND TOILET ACCESSORIES PRIOR TO DEMOLITION AND RETURN TO THE OWNER.

DEMOLITION KEYNOTES

- 024119 A03 EXISTING DOOR FRAME/WINDOW SYSTEM TO REMAIN. REMOVE DOOR ONLY.
- 024119 A04 EXISTING WINDOW SILL TO REMAIN.
- 024119 A05 EXISTING SOFFIT TO REMAIN ALONG GYPSUM WALL.
- 024119 A09 REMOVE PORTION OF EXISTING CMU WALL FOR INSTALLATION OF CABLE TRAY.
- 024119 A10 REMOVE EXISTING CMU WALL COVE BASE AND PREP FOR INSTALLATION OF NEW FINISHES AND/OR DRYWALL.
- 024119 A11 REMOVE EXISTING CMU WALL.
- 024119 A15 REMOVE EXISTING CONCRETE SHOWER CURB.
- 024119 A17 REMOVE EXISTING BRICK MASONRY WALL TO DECK.
- 024119 A19 REMOVE EXISTING TRAFFIC COATING, CONCRETE SLAB AND INSULATION BOARD AS REQUIRED TO INSTALL NEW CURB.
- 024119 A20 CHANNEL EXISTING CMU/GLAZED CMU WALL AS REQUIRED TO INSTALL NEW DEVICES. REFERENCE ELECTRICAL DRAWINGS.
- 024119 A21 REMOVE EXISTING ACCESS PANEL(S).
- 024119 A22 REMOVE EXISTING HOLLOW METAL WINDOW SYSTEM.
- 024119 A23 REMOVE EXISTING STOREFRONT SYSTEM.
- 024119 A24 REMOVE EXISTING FIRE EXTINGUISHER CABINET.
- 024119 A26 REMOVE DRYWALL RETURN ON WINDOW SILL, JAMBS AND HEAD AND PREP FOR THE INSTALLATION OF BEHAVIORAL UNIT WINDOW SYSTEM.
- 024119 A29 EXISTING PORTION OF EXISTING EXTERIOR WALL AS REQUIRED TO INSTALL NEW DRYER VENT.
- 024119 A30 EXISTING FINISHES TO REMAIN.
- 024119 A31 REMOVE EXISTING FLOORING.
- 024119 A32 REMOVE EXISTING TILE FLOORING AND BASE.
- 024119 A33 REMOVE EXISTING WALL BASE.
- 024119 A34 REMOVE EXISTING TILE WALL/WAINSCOT.
- 024119 A35 REMOVE EXISTING GLASS PANEL AND PREP FOR NEW GLAZING PANEL.
- 024119 A41 REMOVE EXISTING CEILING.
- 024119 A42 REMOVE EXISTING SOFFIT.
- 024119 A43 REMOVE EXISTING GYPSUM CEILING.
- 024119 A44 REMOVE EXISTING CEILING TILE SYSTEM.
- 024119 A45 REMOVE EXISTING DRYWALL AS REQUIRED TO INSTALL NEW FRY REGLET TRIM AT PATIENT ROOM ENTRIES.
- 024119 A49 REMOVE EXISTING EXTERIOR CEILING SYSTEM.
- 024119 A81 REMOVE EXISTING WINDOW SILLS, TYPICAL THROUGH OUT PROJECT AREA. U.O.N.
- 024119 A82 REMOVE EXISTING CASEWORK.
- 024119 A83 REMOVE EXISTING CASEWORK AND RETURN TO OWNER.
- 024119 A84 REMOVE EXISTING COAT RACK AND RETURN TO OWNER.
- 024119 A85 REMOVE EXISTING ADJUSTABLE SHELVING SYSTEM AND RETURN TO OWNER.
- 024119 A86 REMOVE EXISTING RECESSED SHELVING UNIT.
- 024119 A82 REMOVE EXISTING WALL PROTECTION.
- 024119 A83 REMOVE EXISTING CRASH RAIL AND/OR BUMPER RAIL THROUGHOUT ROOM.
- 024119 A84 REMOVE EXISTING CORNER GUARD, TYPICAL THROUGHOUT PROJECT AREA.
- 024119 A85 REMOVE EXISTING CHAIR RAIL THROUGHOUT ROOM.
- 024119 A86 REMOVE EXISTING CROWN MOLDING THROUGHOUT ROOM.
- 024119 A92 REMOVE EXISTING TOILET ACCESSORIES AND RETURN TO OWNER.
- 024119 A93 REMOVE EXISTING BLINDS/ROLLER SHADES AND RETURN TO OWNER TYPICAL THROUGH OUT PROJECT AREA.
- 024119 A95 REMOVE EXISTING DOME MIRROR AND RETURN TO OWNER.
- 024119 A96 REMOVE EXISTING BIN STORAGE SYSTEM AND RETURN TO OWNER.
- 024119 B01 REMOVE EXISTING CONCRETE RAMP. REFERENCE STRUCTURAL AND MECHANICAL DRAWINGS.
- 024119 B02 REMOVE EXISTING CONCRETE SLAB AS REQUIRED TO INSTALL RELOCATED PLUMBING. COORDINATE WITH STRUCTURE BELOW. DO NOT REMOVE BEAMS, JOISTS, ETC.. REFERENCE STRUCTURAL AND MECHANICAL DRAWINGS.
- 024119 B04 EXISTING CONCRETE CURB TO REMAIN. MODIFY AS REQUIRED TO KEY IN NEW CONCRETE.
- 024119 B05 REMOVE EXISTING TRAFFIC COATING, CONCRETE SLAB AND RIGID INSULATION AT LOCATION OF NEW RAMP. RAMP CURB AND LANDING.
- 024119 B21 REMOVE EXISTING FAN COIL UNIT.
- 024119 B22 REMOVE EXISTING PLUMBING FIXTURES.
- 024119 B23 REMOVE EXISTING SINK.
- 024119 B25 REMOVE EXISTING FLOOR DRAIN.
- 024119 B26 REMOVE EXISTING SHOWER HEAD UNIT.
- 024119 B27 REMOVE EXISTING DRINKING FOUNTAIN.
- 024119 B52 REMOVE EXISTING ELECTRICAL PANEL. REFERENCE ELECTRICAL DRAWINGS.
- 026000 C07 INFILL WALL MATCH EXISTING CONSTRUCTION.
- 102600 A01 CORNER GUARD. REFERENCE I.D. DRAWINGS FOR TYPE.
- ARCH A09 EXISTING BRICK VENEER WALL SYSTEM.

Wehr
Constructors
Temporary
Partition
Layout Plan
Revised



CONSTRUCTION DRAWINGS

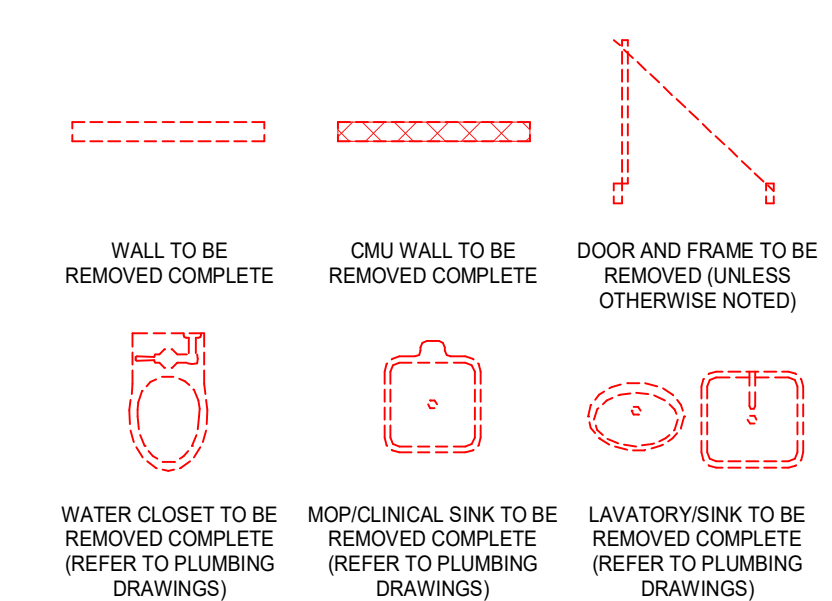
PARTIAL THIRD FLOOR DEMOLITION PLAN
BEHAVIORAL HEALTH UNIT RENOVATION
UK MEDICAL CENTER - PAVILION H
LEXINGTON, KENTUCKY

10 NOVEMBER 2021
UKY2006

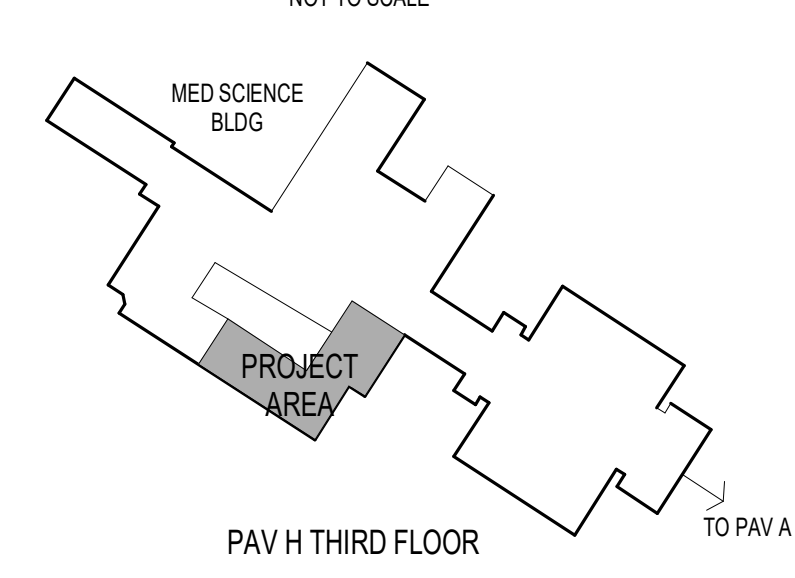
ADD01-001

Each of the blue lines represent expected locations of the temporary partitions. These are to be controlled by a lock (keyed or electronic).

DEMOLITION LEGEND

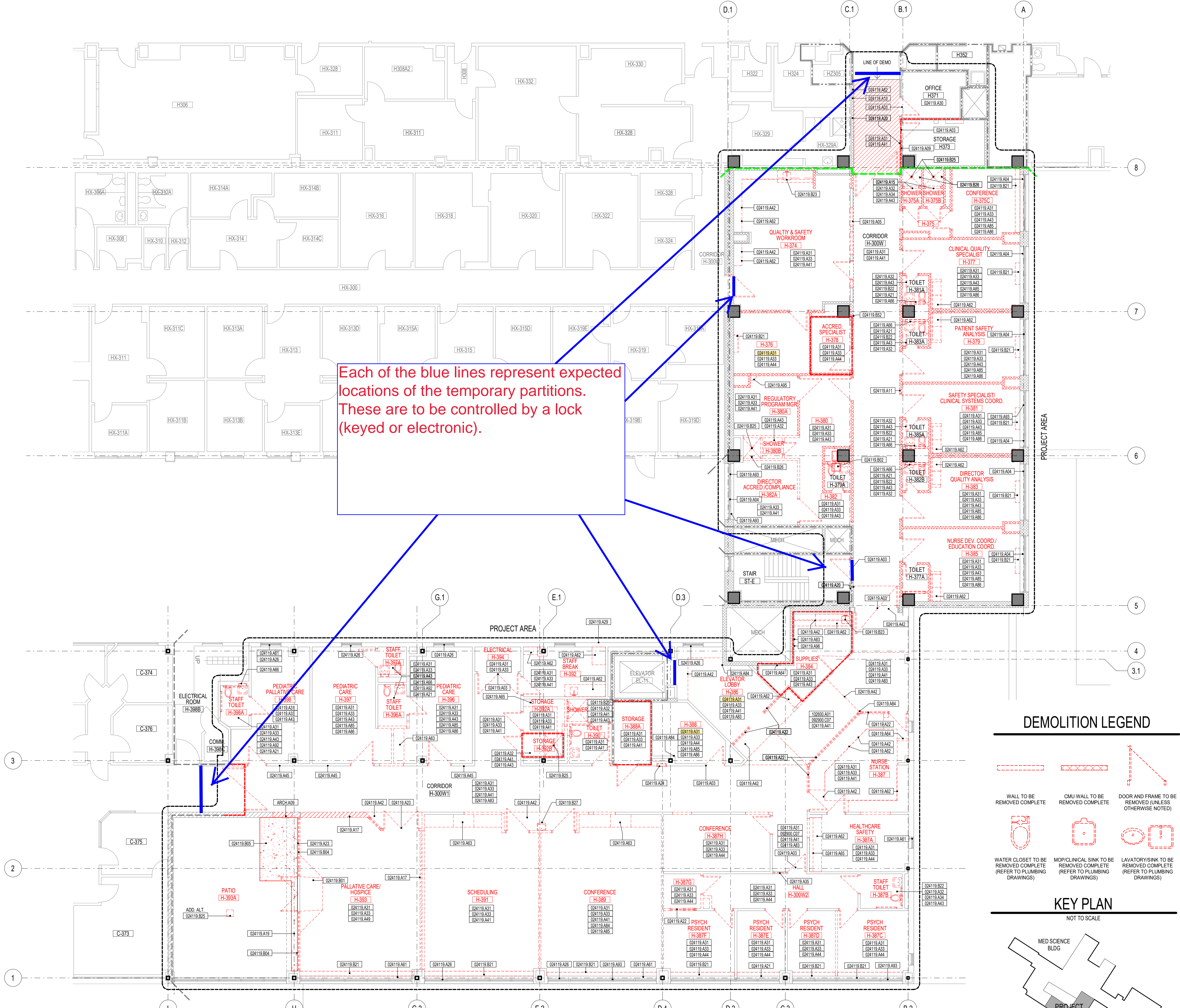


KEY PLAN



01 PARTIAL THIRD FLOOR DEMO PLAN

A2.3A 1/8" = 1'-0" TRUE NORTH PLAN NORTH





Johnson Controls Fire Protection LP
973 Beasley Street, Suite 100
Lexington, KY 40505

Johnson Controls Fire Protection LP Quotation

To:
University of Kentucky Medical Center
800 Rose Street
Lexington, KY 40536

Project: UKMC PAV H 3rd Flr Behavioral Health Fit Out Phase-
CPQ-133334
Johnson Controls Reference: 650133334
Proposal #: 1
Date: 01/12/2022
Page: 1 of 7

Johnson Controls is pleased to offer for your consideration this quotation for the above project

Scope of Work

Fit Out Pricing: \$43,313.38

The following quote is for UKMC Third Floor Pav H Behavioral Health Unit Renovation. This quote includes pricing for installation of the fire alarm devices. See below for further info on what is included.

JCI will also be responsible for the following:

- Design/CAD shop drawings
- Programming of the fire alarm system/network
- Installation/Termination of all fire alarm devices
- Providing/Installing wiring for the fire alarm
- State Submittal Fees

NOTES:

1. Existing annunciator as noted on drawing E2.0 sheet note S3 can be removed. This is an old annunciator that is not hooked up and no longer needed. I have NOT included a new annunciator.
2. I have included pricing for the institution covers that will go over the smokes, speakers, and visuals. Also existing pulls are already "key only" devices for institutional use.
3. New Amplifier and power supply will be installed in the existing tub in order to run circuits for the addressable strobes and speakers for this area. Current signal card is full and not capable of handling an additional load.

Fire, Security, Communications, Sales & Service
Offices & Representatives in Principal Cities throughout North America



Johnson Controls Fire Protection LP
973 Beasley Street, Suite 100
Lexington , KY 40505

EXCLUSIONS: Electrical contractor will be responsible for all conduit pathways and junction boxes. Electrical contractor will need to run at least a 3/4" conduit from the construction space to the fire alarm panel location on the 3rd floor.

DRAFT

Fire, Security, Communications, Sales & Service
Offices & Representatives in Principal Cities throughout North America



QTY	MODEL NUMBER	DESCRIPTION
8	4098-9792	SENSOR BASE
8	4098-9714	PHOTO SENSOR
6	4090-9002	RELAY IAM
6	49VO-WRF	VO Wall Red FIRE
1	49WPBB-AVVOWR	WP Back Box AV or VO Wall Red
11	49VO-APPLC	VO APPLIANCE ONLY CEILING
4	DH24120SPC	DR HLDR,SURF MNT,CHRM
1	49VO-WRFO	VO Wall Red FIRE WP
1	49VO-APPLW-O	VO Appliance Only Wall WP~
11	49VOC-CRF	VO COVER, CEILING RED FIRE
2	4100-0634	POWER DISTRIBUTION MODULE 120V
1	4100-1314	100W AMP W/6 B NACS 120VAC 25V
1	4100-5401	ES-PS POWER SUPPLY
1	4100-5451	IDNAC CARD
1	4100-5128	BATTERY DIST TERM MODULE
2	4100-2320	AUDIO EXPANSION BAY
2	4100-0637	AUDIO BOX TO BOX HARNESS KIT
2	4100-0636	BOX TO BOX HARNESS KIT
2	4100-2300	EXPANSION BAY (PHASE 10 ONLY)
1	4100-9925	4100ES RETROKT 2 BAY BGE SLD D
16	4906-9254	MC TA S/V CEILNG MT RND WHITE
	DSGN LAB	DESIGN LABOR
	CAD LAB	CAD LABOR
	PM LAB	PROJECT/CONSTRUCTION MGMT
	COMM LAB	COMMISSIONING LABOR
	INST LAB	INSTALLATION LABOR
1	DPIM	INSTALLATION MATERIALS
	DPSCD	DP SVCS BLUPRT/CAD/DRAFT/COPY
1	DPFA	Smoke Detector Cages

Total net selling price, FOB shipping point, \$43,313.88

TERMS AND CONDITIONS (Rev. 11/21)

1. Payment. All payments are due net thirty (30) days from the date of invoice. Invoicing disputes must be identified in writing within 21 days of the invoice date. Payments of any disputed amounts are due and payable upon resolution. All other amounts remain due within thirty (30) days from the date of the invoice. Work performed on a time and material basis shall be at Company's then-prevailing rate for material, labor, and related items, in effect at the time supplied under this Agreement. Company shall invoice Customer for progress payments to 100% percent based upon equipment delivered or stored, and services performed. In the event project duration exceeds one month, Company reserves the right to submit partial invoices for progress payments for work completed at the project site. Customer agrees to pay any progress invoices in accordance with the payment terms set forth herein. In exchange for close-out documents to be provided by Company, Customer agrees to pay Company the remaining project balance when on-site labor is completed and prior to any final inspections. Customers without established satisfactory credit and Customers who fail to pay amounts when due may be required to make payments of cash in advance, upon delivery or as otherwise specified by Company. Company reserves the right to revoke or modify Customer's credit in its sole discretion. Customer's failure to make payment when due is a material breach of this Agreement and will give Company, without prejudice to any other right or remedy, the right to (a) stop performing any Services and/or withhold further deliveries of Equipment and other materials; terminate or suspend any unpaid software licenses; and/or terminate this Agreement; and (b) charge Customer interest on the amounts unpaid at a rate equal to the lesser of 1.5% per month or the maximum rate permitted under applicable law, until payment is made in full. Customer agrees to pay all of Company's reasonable collection costs, including legal fees and expenses.

2. Deposit. Unless prohibited by law, Customer agrees to pay a deposit equal to 30% of the project sell price (pre-tax) prior to Company providing any labor or materials on the project. Company will generate an invoice for the 30% deposit after Company's receipt of a written agreement or order from Customer. Company will not commence work until receipt of the deposit.

3. Pricing. The pricing set forth in this Agreement is based on the number of devices to be installed and services to be performed as set forth in the Scope of Work ("Equipment" and "Services"). If the actual number of devices installed or services to be performed is greater than that set forth in the Scope of Work, the price will be increased accordingly. If this Agreement extends beyond one year, Company may increase prices upon notice to the Customer. All stated prices are exclusive of and Customer agrees to pay any taxes, fees, duties, tariffs, false alarm assessments, installation or alarm permits, and levies or other similar charges imposed and/or enacted by a government, however designated or imposed, including but not limited to value-added and withholding taxes that are levied or based upon the amounts paid under this Agreement. Prices in any quotation or proposal from Company are subject to change upon notice sent to Customer at any time before the quotation or proposal has been accepted. Prices for products covered by this Agreement may be adjusted by Company, upon notice to Customer at any time prior to shipment and regardless of Customer's acceptance of the Company's proposal or quotation, to reflect any increase in Company's cost of raw materials (e.g., steel, aluminum) inability to secure Products, changes or increases in law, labor, taxes, duties, tariffs or quotas, acts of government, any similar charges, or to cover any extra, unforeseen and unusual cost elements.

4. Alarm Monitoring Services. Any reference to alarm monitoring services in this Agreement is included for pricing purposes only. Alarm monitoring services are performed pursuant to the terms and conditions of Company's standard alarm monitoring services agreement.

5. Code Compliance. Company does not undertake an obligation to inspect for compliance with laws or regulations unless specifically stated in the Scope of Work. Customer acknowledges that the Authority Having Jurisdiction (e.g. Fire Marshal) may establish additional requirements for compliance with federal, state/provincial and local codes. Any additional services or equipment required will be provided at an additional cost to Customer.

6. Limitation of Liability; Limitations of Remedy. It is understood and agreed by the Customer that Company is not an insurer and that insurance coverage shall be obtained by the Customer and that amounts payable to company hereunder are

based upon the value of the services and the scope of liability set forth in this Agreement and are unrelated to the value of the Customer's property and the property of others located on the premises. Customer agrees to look exclusively to the Customer's insurer to recover for injuries or damage in the event of any loss or injury and that Customer releases and waives all right of recovery against Company arising by way of subrogation. Company makes no guaranty or Warranty, including any implied warranty of merchantability or fitness for a particular purpose that equipment or services supplied by Company will detect or avert occurrences or the consequences thereof that the equipment or service was designed to detect or avert. It is impractical and extremely difficult to fix the actual damages, if any, which may proximately result from failure on the part of Company to perform any of its obligations under this Agreement. Accordingly, Customer agrees that, Company shall be exempt from liability for any loss, damage or injury arising directly or indirectly from occurrences, or the consequences thereof, which the equipment or service was designed to detect or avert. Should Company be found liable for any loss, damage or injury arising from a failure of the equipment or service in any respect, Company's liability shall be limited to an amount equal to the Agreement price (as increased by the price for any additional work) or where the time and material payment term is selected, Customer's time and material payments to Company to be calculated with reference to payments made at the time the loss is sustained. Where this Agreement covers multiple sites, liability shall be limited to the amount of the payments allocable to the site where the incident occurred. Such sum shall be complete and exclusive. In no event shall Company be liable for any damage, loss, injury, or any other claim arising from any servicing, alterations, modifications, changes, or movements of the Covered System(s) or any of its component parts by Customer or any third party. To the maximum extent permitted by law, in no event shall Company and its affiliates and their respective personnel, suppliers and vendors be liable to Customer or any third party under any cause of action or theory of liability, even if advised of the possibility of such damages, for any (a) special, incidental, consequential, punitive or indirect damages of any kind; (b) loss of profits, revenues, data, customer opportunities, business, anticipated savings or goodwill; (c) business interruption; or (d) data loss or other losses arising from viruses, ransomware, cyber-attacks or failures or interruptions to network systems. The limitations of liability set forth in this Agreement shall inure to the benefit of all parents, subsidiaries and affiliates of Company, whether direct or indirect, Company's employees, agents, officers and directors.

7. Reciprocal Waiver of Claims (SAFETY Act). Certain of Company's systems and services have received Certification and/or Designation as Qualified Anti-Terrorism Technologies ("QATT") under the Support Anti-terrorism by Fostering Effective Technologies Act of 2002, 6 U.S.C. §§ 441-444 (the "SAFETY Act"). As required under 6 C.F.R. 25.5 (e), to the maximum extent permitted by law, Company and Customer hereby agree to waive their right to make any claims against the other for any losses, including business interruption losses, sustained by either party or their respective employees, resulting from an activity resulting from an "Act of Terrorism" as defined in 6 C.F.R. 25.2, when QATT have been deployed in defense against, response to, or recovery from such Act of Terrorism.

8. General Provisions. Customer has selected the service level desired after considering and balancing various levels of protection afforded, and their related costs. All work to be performed by Company will be performed during normal working hours of normal working days (8:00 a.m. – 5:00 p.m., Monday through Friday, excluding Company holidays), as defined by Company, unless additional times are specifically described in this Agreement. Company will perform the services described in the Scope of Work section ("Services") for one or more system(s) or equipment as described in the Scope of Work section or the listed attachments ("Covered System(s)"). The Customer shall promptly notify Company of any malfunction in the Covered System(s) which comes to Customer's attention. This Agreement assumes the Covered System(s) are in operational and maintainable condition as of the Agreement date. If, upon initial inspection, Company determines that repairs are recommended, repair charges will be submitted for approval prior to any work. Should such

repair work be declined Company shall be relieved from any and all liability arising therefrom, UNLESS OTHERWISE SPECIFIED IN THIS AGREEMENT, ANY INSPECTION (AND, IF SPECIFIED, TESTING) PROVIDED UNDER THIS AGREEMENT DOES NOT INCLUDE ANY MAINTENANCE, REPAIRS, ALTERATIONS, REPLACEMENT OF PARTS, OR ANY FIELD ADJUSTMENTS WHATSOEVER, NOR DOES IT INCLUDE THE CORRECTION OF ANY DEFICIENCIES IDENTIFIED BY COMPANY TO CUSTOMER. COMPANY SHALL NOT BE RESPONSIBLE FOR EQUIPMENT FAILURE OCCURRING WHILE COMPANY IS IN THE PROCESS OF FOLLOWING ITS INSPECTION TECHNIQUES, WHERE THE FAILURE ALSO RESULTS FROM THE AGE OR OBSOLESCENCE OF THE ITEM OR DUE TO NORMAL WEAR AND TEAR. THIS AGREEMENT DOES NOT COVER SYSTEMS, EQUIPMENT, COMPONENTS OR PARTS THAT ARE BELOW GRADE, BEHIND WALLS OR OTHER OBSTRUCTIONS OR EXTERIOR TO THE BUILDING, ELECTRICAL WIRING, AND PIPING.

9. Customer Responsibilities. Customer shall furnish all necessary facilities for performance of its work by Company, adequate space for storage and handling of materials, light, water, heat, heat tracing, electrical service, local telephone, watchman, and crane and elevator service and necessary permits. Where wet pipe system is installed, Customer shall supply and maintain sufficient heat to prevent freezing of the system. Customer shall promptly notify Company of any malfunction in the Covered System(s) which comes to Customer's attention. This Agreement assumes any existing system(s) are in operational and maintainable condition as of the Agreement date. If, upon initial inspection, Company determines that repairs are recommended, repair charges will be submitted for approval prior to any work. Should such repair work be declined Company shall be relieved from any and all liability arising therefrom. Customer shall further:

- supply required schematics and drawings unless they are to be supplied by Company in accordance with this Agreement;
- Provide a safe work environment, in the event of an emergency or Covered System(s) failure, take reasonable safety precautions to protect against personal injury, death, and property damage, continue such measures until the Covered System(s) are operational, and notify Company as soon as possible under the circumstances.
- Provide Company access to any system(s) to be serviced.
- Comply with all laws, codes, and regulations pertaining to the equipment and/or services provided under this Agreement.

Customer is solely responsible for the establishment, operation, maintenance, access, security and other aspects of its computer network ("Network") and shall supply Company secure Network access for providing its services. Products networked, connected to the internet, or otherwise connected to computers or other devices must be appropriately protected by Customer and/or end user against unauthorized access. Customer is responsible to take appropriate measures, including performing back-ups, to protect information, including without limit data, software, or files (collectively "Data") prior to receiving the service or products.

10. Excavation. In the event the Work includes excavation, Customer shall pay, as an extra to the contract price, the cost of any additional work performed by Company dues to water, quicksand, rock or other unforeseen condition or obstruction encountered or shoring required.

11. Structure and Site Conditions. While employees of Company will exercise reasonable care in this respect, Company shall be under no responsibility for loss or damage due to the character, condition or use of foundations, walls, or other structures not erected by Company or resulting from the excavation in proximity thereto, or for damage resulting from concealed piping, wiring, fixtures, or other equipment or condition of water pressure. All shoring or protection of foundation, walls or other structures subject to being disturbed by any excavation required hereunder shall be the responsibility of Customer. Customer shall have all things in readiness for installation including, without limitation, structure to support the sprinkler system and related equipment (including tanks), other materials, floor or suitable working base, connections and facilities for erection at the time the materials are delivered. In the event Customer fails to have all things in readiness at the time scheduled for receipt of materials, Customer shall reimburse Company for all expenses caused by such failure. Failure to make areas available to

Company during performance in accordance with schedules that are the basis for Company's proposal shall be considered a failure to have things in readiness in accordance with the terms of this Agreement.

12. Confined Space. If access to confined space by Company is required for the performance of Services, Services shall be scheduled and performed in accordance with Company's then-current hourly rate.

13. Hazardous Materials. Customer represents that, except to the extent that Company has been given written notice of the following hazards prior to the execution of this Agreement, to the best of Customer's knowledge there is no:

- Space in which work must be performed that, because of its construction, location, contents or work activity therein, accumulation of a hazardous gas, vapor, dust or fume or the creation of an oxygen-deficient atmosphere may occur,
- "permit confined space," as defined by OSHA for work performed by Company in the United States,
- risk of infectious disease,
- need for air monitoring, respiratory protection, or other medical risk,
- asbestos, asbestos-containing material, formaldehyde or other potentially toxic or otherwise hazardous material contained in or on the surface of the floors, walls, ceilings, insulation or other structural components of the area of any building where work is required to be performed under this Agreement.

All of the above are hereinafter referred to as "Hazardous Conditions". Company shall have the right to rely on the representations listed above. If hazardous conditions are encountered by Company during the course of Company's work, the discovery of such materials shall constitute an event beyond Company's control and Company shall have no obligation to further perform in the area where the hazardous conditions exist until the area has been made safe by Customer as certified in writing by an independent testing agency, and Customer shall pay disruption expenses and re-mobilization expenses as determined by Company. This Agreement does not provide for the cost of capture, containment or disposal of any hazardous waste materials, or hazardous materials, encountered in any of the Covered System(s) and/or during performance of the Services. Said materials shall at all times remain the responsibility and property of Customer. Company shall not be responsible for the testing, removal or disposal of such hazardous materials.

14. COVID-19 Vaccination. Company expressly disclaims any requirement, understanding or agreement, express or implied, included directly or incorporated by reference, in any Customer purchase order, solicitation, notice or otherwise, that any of Company's personnel be vaccinated against Covid-19 under any federal, state/provincial or local law, regulation or order applicable to government contracts or subcontracts, including, without limitation, Presidential Executive Order 14042 ("Ensuring Adequate COVID Safety Protocols for Federal Contractors") and Federal Acquisition Regulation (FAR) 52.223-99 ("Ensuring Adequate COVID Safety Protocols for Federal Contractors"). Any such requirement shall only apply to Company's personnel if and only to the extent contained in a written agreement physically signed by an authorized officer of Company.

15. Occupational Health and Safety/OSHA Compliance. Customer shall indemnify and hold Company harmless from and against any and all claims, demands and/or damages arising in whole or in part from the enforcement of applicable laws regarding occupational health and safety for work performed in Canada or the Occupational Safety Health Act for work performed by Company in the United States. (and any amendments or changes thereto) unless said claims, demands or damages are a direct result of causes within the exclusive control of Company.

16. Interferences. Customer shall be responsible to coordinate the work of other trades (including but not limited to ducting, piping, and electrical) and for and additional costs incurred by Company arising out of interferences to Company's work caused by other trades.

17. Modifications and Substitutions. Company reserves the right to modify materials, including substituting materials of later design, providing that such modifications or substitutions will not materially affect the performance of the Covered System(s).

18. Changes, Alterations, Additions. Changes, alterations and additions to the Scope of Work, plans, specifications or construction schedule shall be invalid unless approved in writing by Company. Should

changes be approved by Company, that increase or decrease the cost of the work to Company, the parties shall agree, in writing, to the change in price prior to performance of any work. However, if no agreement is reached prior to the time for performance of said work, and Company elects to perform said work so as to avoid delays, then Company's estimate as to the value of said work shall be deemed accepted by Customer. In addition, Customer shall pay for all extra work requested by Customer or made necessary because of incompleteness or inaccuracy of plans or other information submitted by Customer with respect to the location, type of occupancy, or other details of the work to be performed. In the event the layout of Customer's facilities has been altered, or is altered by Customer prior to the completion of the Work, Customer shall advise Company, and prices, delivery and completion dates shall be changed by Company as may be required.

19. Commodities Availability. Company shall not be responsible for failure to provide services, deliver products, or otherwise perform work required by this Agreement due to lack of available steel products or products made from plastics or other commodities. In the event Company is unable, after reasonable commercial efforts, to acquire and provide steel products, or products made from plastics or other commodities, if required to perform work required by this Agreement, Customer hereby agrees that Company may terminate the Agreement, or the relevant portion of the Agreement, at no additional cost and without penalty. Customer agrees to pay Company in full for all work performed up to the time of any such termination.

20. Project Claims. Any claim of failure to perform against Company arising hereunder shall be deemed waived unless received by Company, in writing specifically setting forth the basis for such claim, within ten (10) days after such claims arises.

21. Back charges. No charges shall be levied against Company unless seventy-two (72) hours prior written notice is given to Company to correct any alleged deficiencies which are alleged to necessitate such charges and unless such alleged deficiencies are solely and directly caused by Company.

22. System Equipment. The purchase of equipment or peripheral devices (including but not limited to smoke detectors, passive infrared detectors, card readers, sprinkler system components, extinguishers and hoses) from Company shall be subject to the terms and conditions of this Agreement. If, in Company's sole judgment, any peripheral device or other system equipment, which is attached to the Covered System(s), whether provided by Company or a third party, interferes with the proper operation of the Covered System(s), Customer shall remove or replace such device or equipment promptly upon notice from Company. Failure of Customer to remove or replace the device shall constitute a material breach of this Agreement. If Customer adds any third party device or equipment to the Covered System(s), Company shall not be responsible for any damage to or failure of the Covered System(s) caused in whole or in part by such device or equipment.

23. Reports. Where inspection and/or test services are selected, such inspection and/or test shall be completed on Company's then current Report form, which shall be given to Customer, and, where applicable, Company may submit a copy thereof to the local authority having jurisdiction. The Report and recommendations by Company are only advisory in nature and are intended to assist Customer in reducing the risk of loss to property by indicating obvious defects or impairments noted to the system and equipment inspected and/or tested. They are not intended to imply that no other defects or hazards exist or that all aspects of the Covered System(s), equipment, and components are under control at the time of inspection. Final responsibility for the condition and operation of the Covered System(s) and equipment and components lies with Customer.

24. Limited Warranty. Subject to the limitations below, Company warrants any equipment (as distinguished from the Software) installed pursuant to this Agreement to be free from defects in material and workmanship under normal use for a period of one (1) year from the date of first beneficial use or all or any part of the Covered System(s) or 18 months after Equipment shipments, whichever is earlier, provided however, that Company's sole liability, and Customer's sole remedy, under this limited warranty shall be limited to the repair or replacement of the Equipment or any part thereof, which Company determines is defective, at Company's sole option and subject to the availability of service personnel and parts, as determined by Company. Company warrants expendable items, including, but not limited to, video and print heads, television camera tubes, video monitor displays tubes, batteries and certain other products in accordance with the applicable

manufacturer's warranty. Company does not warrant devices designed to fail in protecting the System, such as, but not limited to, fuses and circuit breakers. Company warrants that any Company software described in this Agreement, as well as software contained in or sold as part of any Equipment described in this Agreement, will reasonably conform to its published specifications in effect at the time of delivery and for ninety (90) days after delivery. However, Customer agrees and acknowledges that the software may have inherent defects because of its complexity. Company's sole obligation with respect to software, and Customer's sole remedy, shall be to make available published modifications, designed to correct inherent defects, which become available during the warranty period. If Repair Services are included in this Agreement, Company warrants that its workmanship and material for repairs made pursuant to this Agreement will be free from defects for a period of ninety (90) days from the date of furnishing.

EXCEPT AS EXPRESSLY SET FORTH HEREIN, COMPANY DISCLAIMS ALL WARRANTIES, EXPRESS OR IMPLIED, INCLUDING BUT NOT LIMITED TO ANY IMPLIED WARRANTIES OF MERCHANTABILITY OR FITNESS FOR A PARTICULAR PURPOSE WITH RESPECT TO THE SERVICES PERFORMED OR THE PRODUCTS, SYSTEMS OR EQUIPMENT, IF ANY, SUPPORTED HEREUNDER.

Warranty service will be performed during Company's normal working hours. If Customer requests warranty service at other than normal working hours, service will be performed at Company's then current rates for after ours services. All repairs or adjustments that are or may become necessary shall be performed by and authorized representative of Company. Any repairs, adjustments or interconnections performed by Customer or any third party shall void all warranties. Company makes no and specifically disclaims all representations or warranties that the services, products, software or third party product or software will be secure from cyber threats, hacking or other similar malicious activity, or will detect the presence of, or eliminate, treat, or mitigate the spread transmission, or outbreak of any pathogen, disease, virus or other contagion, including but not limited to COVID-19.

25. Indemnity. Customer agrees to indemnify, hold harmless and defend Company against any and all losses, damages, costs, including expert fees and costs, and expenses including reasonable defense costs, arising from any and all third party claims for personal injury, death, property damage or economic loss, including specifically any damages resulting from the exposure of workers to Hazardous Conditions whether or not Customer pre-notifies Company of the existence of said hazardous conditions, arising in any way from any act or omission of Customer or Company relating in any way to this Agreement, including but not limited to the Services under this Agreement, whether such claims are based upon contract, warranty, tort (including but not limited to active or passive negligence), strict liability or otherwise. Company reserves the right to select counsel to represent it in any such action.

26. Insurance. Customer shall name Company, its officers, employees, agents, subcontractors, suppliers, and representatives as additional insureds on Customer's general liability and auto liability policies.

27. Termination. Any termination under the terms of this Agreement shall be made in writing. In the event Customer terminates this Agreement prior to completion for any reason not arising solely from Company's performance or failure to perform, Customer understands and agrees that Company will incur costs of administration and preparation that are difficult to estimate or determine. Accordingly, should Customer terminate this Agreement as described above, Customer agrees to pay all charges incurred for products and equipment installed and services performed, and in addition pay an amount equal to twenty (20%) percent of the price of products and equipment not yet delivered and Services not yet performed, return all products and equipment delivered and pay a restocking fee of twenty (20%) percent the price of products or equipment returned. Company may terminate this Agreement immediately at its sole discretion upon the occurrence of any Event of Default as hereinafter defined. Company may also terminate this Agreement at its sole discretion upon notice to Customer if Company's performance of its obligations under this Agreement becomes impracticable due to obsolescence of equipment at Customer's premises or unavailability of parts.

28. Default. An Event of Default shall be (a) failure of Customer to pay any amount when due and payable, (b) abuse of the System or the Equipment, (c)

dissolution, termination, discontinuance, insolvency or business failure of Customer. Upon the occurrence of an Event of Default, Company may pursue one or more of the following remedies: (i) discontinue furnishing Services and delivering Equipment, (ii) by written notice to Customer declare the balance of unpaid amounts due and to become due under this Agreement to be immediately due and payable; (iii) receive immediate possession of any Equipment for which Customer has not paid; (iv) proceed at law or equity to enforce performance by Customer or recover damages for breach of this Agreement, and (v) recover all costs and expenses, including without limitation reasonable attorneys' fees, in connection with enforcing or attempting to enforce this Agreement.

29. Exclusions. Unless expressly included in the Scope of Work, this Agreement expressly excludes, without limitation, testing inspection and repair of duct detectors, beam detectors, and UV/IR equipment; provision of fire watches; clearing of ice blockage; draining of improperly pitched piping; replacement of batteries; recharging of chemical suppression systems; reloading of, upgrading, and maintaining computer software; system upgrades and the replacement of obsolete systems, equipment, components or parts; making repairs or replacements necessitated by reason of negligence or misuse of components or equipment or changes to Customer's premises, vandalism, corrosion (including but not limited to micro-bacterially induced corrosion ("MIC")), power failure, current fluctuation, failure due to non-Company installation, lightning, electrical storm, or other severe weather, water, accident, fire, acts of God or any other cause external to the Covered System(s). Repair Services provided pursuant to this Agreement do not cover and specifically excludes system upgrades and the replacement of obsolete systems, equipment, components or parts. All such services may be provided by Company at Company's sole discretion at an additional charge. If Emergency Services are expressly included in the scope of work section, the Agreement price does not include travel expenses.

30. No Option to Solicit. Customer shall not, directly or indirectly, on its own behalf or on behalf of any other person, business, corporation or entity, solicit or employ any Company employee, or induce any Company employee to leave his or her employment, for a period of two years after termination of this Agreement.

31. Force Majeure; Delays. Company shall not be liable, nor in breach or default of its obligations under this Agreement, for delays, interruption, failure to render services, or any other failure by Company to perform an obligation under this Agreement, where such delay, interruption or failure is caused, in whole or in part, directly or indirectly, by a Force Majeure Event. A "Force Majeure Event" is a condition or event that is beyond the reasonable control of Company, whether foreseeable or unforeseeable, including, without limitation, acts of God, severe weather (including but not limited to hurricanes, tornados, severe snowstorms or severe rainstorms), wildfires, floods, earthquakes, seismic disturbances, or other natural disasters, acts or omissions of any governmental authority (including change of any applicable law or regulation), epidemics, pandemics, disease, viruses, quarantines, or other public health risks and/or responses thereto, condemnation, strikes, lock-outs, labor disputes, an increase of 5% or more in tariffs or other excise taxes for materials to be used on the project, fires, explosions or other casualties, thefts, vandalism, civil disturbances, insurrection, mob violence, riots, war or other armed conflict (or the serious threat of same), acts of terrorism, electrical power outages, interruptions or degradations in telecommunications, computer, network, or electronic communications systems, data breach, cyber-attacks, ransomware, unavailability or shortage of parts, materials, supplies, or transportation, or any other cause or casualty beyond the reasonable control of Company. If Company's performance of the work is delayed, impacted, or prevented by a Force Majeure Event or its continued effects, Company shall be excused from performance under the Agreement. Without limiting the generality of the foregoing, if Company is delayed in achieving one or more of the scheduled milestones set forth in the Agreement due to a Force Majeure Event, Company will be entitled to extend the relevant completion date by the amount of time that Company was delayed as a result of the Force Majeure Event, plus such additional time as may be reasonably necessary to overcome the effect of the delay. To the extent that the Force Majeure Event directly or indirectly increases Company's cost to perform the services, Customer is obligated to reimburse Company for such increased costs, including, without limitation, costs incurred by Company for additional

labor, inventory storage, expedited shipping fees, trailer and equipment rental fees, subcontractor fees or other costs and expenses incurred by Company in connection with the Force Majeure Event.

32. One-Year Claims Limitation; Choice of Law. For Customers located in the United States, the laws of Wisconsin shall govern the validity, enforceability, and interpretation of this Agreement, without regard to conflicts of law. For customers located in Canada, this agreement shall be governed by and be construed in accordance with the laws of Ontario. The parties agree that any disputes arising under this Agreement shall be determined exclusively by the Ontario courts and that no action or legal proceedings of any nature shall be filed or commenced in any other court pertaining to any dispute arising out of or in relation to this Agreement. The parties also hereby waive any objection to the exclusive jurisdiction of the Ontario courts, including any objection based on forum non conveniens. No claim or cause of action, whether known or unknown, shall be brought against Company more than one year after the claim first arose. Except as provided for herein, Company's claims must also be brought within one year. Claims not subject to the one-year limitation include claims for unpaid: (a) contract amounts, (b) change order amounts (approved or requested) and (c) delays and/or work inefficiencies.

33. Assignment. Customer may not assign this Agreement without Company's prior written consent. Company may assign this Agreement to an affiliate without obtaining Customer's consent.

34. Entire Agreement. The parties intend this Agreement, together with any attachments or Riders (collectively the "Agreement") to be the final, complete and exclusive expression of their Agreement and the terms and conditions thereof. This Agreement supersedes all prior representations, understandings or agreements between the parties, written or oral, and shall constitute the sole terms and conditions of sale for all equipment and services. No waiver, change, or modification of any terms or conditions of this Agreement shall be binding on Company unless made in writing and signed by an Authorized Representative of Company.

35. Severability. If any provision of this Agreement is held by any court or other competent authority to be void or unenforceable in whole or in part, this Agreement will continue to be valid as to the other provisions and the remainder of the affected provision.

36. Legal Fees. Company shall be entitled to recover from the customer all reasonable legal fees incurred in connection with Company enforcing the terms and conditions of this Agreement.

37. Software and Digital Services. Use, implementation, and deployment of the software and hosted software products ("Software") offered under these terms shall be subject to, and governed by, Company's standard terms for such Software and Software related professional services in effect from time to time at <https://www.johnsoncontrols.com/techtterms> collectively, the "Software Terms". Applicable Software Terms are incorporated herein by this reference. Other than the right to use the Software as set forth in the Software Terms, Company and its licensors reserve all right, title, and interest (including all intellectual property rights) in and to the Software and improvements to the Software. The Software that is licensed hereunder is licensed subject to the Software Terms and not sold. If there is a conflict between the other terms herein and the Software Terms, the Software Terms shall take precedence and govern with respect to rights and responsibilities relating to the Software, its implementation and deployment and any improvements thereto. Notwithstanding any other provisions of this Agreement and unless otherwise agreed to by the parties in writing, the following terms apply to Software that is provided to Customer on a subscription basis (i.e., a time limited license or use right), (each a "Software Subscription"): Each Software Subscription provided hereunder will commence on the date the initial credentials for the Software are made available (the "Subscription Start Date") and will continue in effect until the expiration of the subscription term noted herein. At the expiration of the Software Subscription, such Software Subscription will automatically renew for consecutive one (1) year terms (each a "Renewal Subscription Term"), unless either party provides the other party with a notice of non-renewal at least ninety (90) days prior to the expiration of the then-current term. To the extent permitted by applicable law, Software Subscriptions purchases are non-cancelable and the sums paid nonrefundable. Fees for Software Subscriptions shall be paid annually in advance, invoiced on the Subscription Start Date and each subsequent anniversary thereof. Unless otherwise agreed by the parties in writing, the subscription fee

for each Renewal Subscription Term will be priced at JCI's then-applicable list price for that Software offering. Any use of Software that exceeds the scope, metrics or volume set forth in this Agreement will be subject to additional fees based on the date such excess use began.

38. Electronic Media. Electronic Media. Either party may scan, fax, email, image, or otherwise convert this Agreement into an electronic format of any type or form, now known or developed in the future. Any unaltered or unadulterated copy of this Agreement produced from such an electronic format will be legally binding upon the parties and equivalent to the original for all purposes, including litigation. JCI may rely upon Customer's assent to the terms and conditions of this Agreement, if Customer has signed this Agreement or demonstrated its intent to be bound whether by electronic signature or otherwise.

39. Lien Legislation. Notwithstanding anything to the contrary contained herein, the terms of this Agreement shall be subject to the lien legislation applicable to the location where the work will be performed, and, in the event of conflict, the applicable lien legislation shall prevail.

40. Privacy. Company as Processor: Where Company factually acts as Processor of Personal Data on behalf of Customer (as such terms are defined in the DPA) the terms at www.johnsoncontrols.com/dpa ("DPA") shall apply. **Company as Controller:** Company will collect, process and transfer certain personal data of Customer and its personnel related to the business relationship between it and Customer (for example names, email addresses, telephone numbers) as controller and in accordance with Company's Privacy Notice at <https://www.johnsoncontrols.com/privacy>. Customer acknowledges Company's Privacy Notice and strictly to the extent consent is mandatorily required under applicable law, Customer consents to such collection, processing and transfer. To the extent consent to such collection, processing and transfer by Company is mandatorily required from Customer's personnel under applicable law, Customer warrants and represents that it has obtained such consent.

41. License Information (Security System Customers): AL Alabama Electronic Security Board of Licensure 7956 Vaughn Road, Pmb 392, Montgomery, Alabama 36116 (334) 264-9388; AR Regulated by: Arkansas Board of Private Investigators And Private Security Agencies, #1 State Police Plaza Drive, Little Rock 72209 (501)618-8600; CA Alarm company operators are licensed and regulated by the Bureau of Security and Investigative Services, Department of Consumer Affairs, Sacramento, CA, 95814. Upon completion of the installation of the alarm system, the alarm company shall thoroughly instruct the purchaser in the proper use of the alarm system. Failure by the licensee, without legal excuse, to substantially commence work within 20 days from the approximate date specified in the agreement when the work will begin is a violation of the Alarm Company Act; NY Licensed by N.Y.S. Department of the State; TX Texas Commission on Private Security, 5805 N. Lamar Blvd., Austin, 78752-4422, 512-424-7710. License numbers available at www.johnsoncontrols.com or contact your local Johnson Controls office.



IMPORTANT NOTICE TO CUSTOMER

This Agreement is contingent on credit approval, which may be checked at JCI's discretion and requires final approval of a JCI authorized manager before any equipment/ services may be provided. Should credit and/or approval be declined, this Agreement will be terminated and JCI's only obligation to customer will be to notify Customer of such termination and refund any amounts paid in advance. In accepting this Proposal, Customer agrees to the terms and conditions contained herein and any attachments or riders attached hereto that contain additional terms and conditions. It is understood that these terms and conditions shall prevail over any variation in terms and conditions on any purchase order or other document that the Customer may issue. Any changes in the system requested by the Customer after the execution of this Agreement shall be paid for by Customer and such changes shall be authorized in writing. **ATTENTION IS DIRECTED TO THE LIMITATION OF LIABILITY, WARRANTY, INDEMNITY AND OTHER CONDITIONS ON THE PRECEDING PAGES. This proposal shall be void if not accepted in writing within 30 days from the date of the Proposal.**

For Customers located in Canada, this Fire Domain Sale and Installation Agreement has been drawn up and executed in English at the request of and with the full concurrence of Customer. Ce contrat a été rédigé en anglais à la demande et avec l'assentiment du client.

<p>Offered By:</p> <p>Johnson Controls Fire Protection LP</p> <p>973 Beasley Street, Suite 100</p> <p>Lexington , KY 40505</p> <p>Telephone: _____</p> <p>Representative: _____</p> <p>Email: gary.pinson@jci.com</p>	<p>Accepted By: (Customer)</p> <p>Company: _____</p> <p>Address: _____</p> <p>Signature: _____</p> <p>Title: _____</p> <p>P.O.#: _____ Date: _____</p>
---	--

DRAFT

Pavilion H Behavioral Health Unit Renovation
University of Kentucky HealthCare
Lexington, Kentucky

Addendum Number One (Bid Package 02 Addendum 01)

20 January 2022

SHA.UKY2006



TO ALL BIDDERS OF RECORD AND ALL REGULATORY AGENCIES

This Addendum forms part of the Contract Documents and modifies the Project Manual and/or Construction Drawings dated 10 November 2021.

GENERAL

3.01 Reference: Equipment Binder

A. **Clarification:** Updated Equipment room x room schedule and cutsheets are provided.

Project Manual

3.02 Reference: Specification Section 010000S01 – Special Conditions CM at Risk

A. **Clarification:** Revise Add Alternates as follows:

1. Patient Lighting Controls – Components associated with this alternate have been clarified on revised Electrical Drawings.
2. Patio Scope
 - Base Bid to include flush hollow metal door to patio for maintenance access only, reference Architectural sections below or additional information. Existing perimeter patio curb at exterior brick wall to remain. Door will sit atop curb.
 - Patio Add Alternate to include **all** items on patio ie demolition, ramp and curb, trench drains, under slab spray insulation, canopy, etc....

A small portion of slab demo and repair will still be required to key in extended structural curb.

3.03 Reference: Specification Section 016000 – Material and Equipment.

B. **Clarification:** The following list represents Architect approved equal manufacturers, materials and systems submitted under the provisions of Section 016000 of the Project Manual. All approved equal materials and systems must meet or exceed all provisions and performance and warranty requirements of the specified systems listed within the

ADD-01

Project Manual. Approval herein does not release the submitter from said provisions and requirements.

Section 081113

Hollow Metal Doors and Frames

Subject to full compliance with all specified requirements, details and warranties stated, illustrated or implied within the Construction Documents and Project Manuals for this project, Metal Products, Inc. (MPI) shall be considered as an approved manufacturer for the Flush Wood Doors specified within Section

Section 081416

Flush Wood Doors

Subject to full compliance with all specified requirements, details and warranties stated, illustrated or implied within the Construction Documents and Project Manuals for this project, Oshkosh Door Company shall be considered as an approved manufacturer for the Flush Wood Doors specified within Section

- 3.04 Reference:** Specifications for Tile
- A. **Clarification:** There is no tile on the project, remove specifications from Project Manual
- 3.05 Reference:** Specification Section 085653 Aluminum Framed Psychiatric Windows
- A. **Clarification:** Section 2.01 Acceptable Manufacturer shall also include Winco Windows
- 3.06 Reference:** Specification Section 122413 Manual Roller Shades
- A. **Clarification:** Added specifications for roller shades noted Finish Legend and drawings.
- 3.07 Reference:** Suicide Prevention Doors (Keynotes 087100.B01 and 087100.B02)
- A. **Clarification:** Manufactured by Kennon
<https://www.kennonhealthcare.com/products/kennon-sspd-soft-suicide-prevention-doors/>
This is a sole sourced specification
- 3.08 Reference:** Electrical Specifications
- A. **Clarification:** Specification Section 260943-Delete paragraph 1.02.G referencing phased integration in its entirety
- B. **Clarification:** Specification Section 260943-Manufacturer names listed are intended to describe system functionality and topology. Alternate manufacturers may be submitted.
- C. **Clarification:** Specification Section 275116-Replace this section with the attached section 275116 dated 19 Jan 2022.

ADD-01

ARCHITECTURAL

- 3.10 Reference:** Sheet A2.3.A
- A. **Clarification:** Remove existing flooring, wall base and ceiling tiles at Rec Therapist H03.306. (No revised sheet included)
- 3.09 Reference:** Keynotes beginning with 092216.23, 092216 and 092900
- B. **Clarification:** These keynotes should reference back to the Project Manual specification Section 092116 Gypsum Board Assemblies
- 3.10 Reference:** Sheet A4.3.A
- C. **Clarification:** Existing door frame type H was demolished. Provide new HM door frame (Type A) only at door H03.324. Side lite frame and glazing has been removed from project.
- D. **Clarification:** Patio door to be revised to a flush metal door with an approximate height of 6'-6". Door to sit on existing concrete perimeter curb at patio and have a head height of 7'-2". Key core shall allow for PPD access only.
- 3.11 Reference:** Sheet A4.3.A.1, A4.3.A.2, A4.3.A.3, and A4.3.A.4 Enlarged Floor Plans
- A. **Clarification:** Added new walls added at/near Ante Room H03.313, Assessment H03.327, and Hall H03.324 where additional demolition work was needed.
- B. **Clarification:** Framing dimensions at all tubs and shower surround to be verified with approved Plumbing submittals
- C. **Clarification:** Existing FEC/Standpipe cabinet to remain. Provide new fire extinguisher, sticker on door, and door handle
[Anti-Ligature & Suicide Cabinet Pull & Cupboard Handle | Kingsway Group \(kingswaygroupusa.com\)](https://www.kingswaygroupusa.com)
- D. **Clarification:** Shifted wall at Visitor Toilet H03.321 to accommodate existing pipes.
- E. **Clarification:** Provide wall type 3a at CMU wall in H03.315
- F. **Clarification:** Keynote 092116.23.51 to include 3 layers of drywall at horizontal portion of shaft bottom.
- G. **Clarification:** Patch and repair walls at Rec Therapist H03.306 and prep for new paint

ADD-01

Interior Design

3.12 Reference: ID1.3

- A. **Clarification:** Provide new flooring LVT1, new base RB1 and new ceiling tiles only ACT1 in Rec Therapist H03.306. Existing ceiling grid to remain

ELECTRICAL

3.13 Reference: Sheet-E2.0

- D. **Clarification:** Room H-371 – Refer to the attached sheet for revised demolition in this space. Remove all nurse call and communication outlets on the plan North and West walls.
- E. **Clarification:** Patio H-393A – (Base bid) Omit removal of light fixtures in this space. Alternate 2: Light fixtures to be removed and tagged with tagged note L3. Refer to updated tagged notes section.
- F. **Clarification:** Remove existing cable tray in project space. Relocate all remaining cables to new tray.

3.14 Reference: Sheet-E3.0

- A. **Clarification:** Patio H03.338 – Fixtures to be included as part of Alternate Bid 2. Add new wallpack fixtures in place as previously removed patio fixtures and tag with note L18. Refer to change on sheet.
- B. **Clarification:** Patient Toilet H03.334B – Add single pole switch for fixture control.
- C. **Clarification:** Semi-Private Patient Room H03.320 – Change note E8 (TYP.) to L8 (TYP.).
- D. **Clarification:** Laundry H03.329 – Fixture to be type B1.
- E. **Clarification:** Corridor H03.300E – Revise exit sign to be wall mounted above storefront wall. Refer to architectural elevations.
- F. **Clarification:** Visitor Toilet H03.321 – Fixture to be type C2.
- G. **Clarification:** Replace tagged notes section with updated notes as shown on sheet.

3.15 Reference: Sheet-E4.0

- A. **Clarification:** Revise tag note leader on tagged note E12 to direct to panel EP-16. Refer to change on sheet for additional information.

3.16 Reference: Sheet-E4.1

- B. **Clarification:** Revised locations of water solenoid valves across entire suite. Refer to change on plans for additional information.

ADD-01

- C. **Clarification:** Add connection to above ceiling plumbing transformers serving patient toilet rooms, typical across entire suite. Refer to change on sheet for additional information.
- D. **Clarification:** Add water shutoff solenoid valve electrical connections to serve Patient Toilet H03.334B, Patient Toilet H03.333A, Patient Toilet/Shower H03.311, Patient Toilet H03.313B Patient Toilet/Shower H03.315.

3.17 Reference: Sheet-E5.0

- A. **Clarification:** Patio H03.338 – All devices in area tagged with note S34 and are shown as part of Alternate Bid 2. Replace tagged notes section with updated notes as shown on sheet.
- B. **Clarification:** Add note S20 to all patient restroom pull cords. Refer to change on sheet for additional information.
- C. **Clarification:** Add note S21 to all WAPs in patient accessible areas. Refer to change on sheet for additional information.
- D. **Clarification:** All visual fire alarm notification devices (except in Staff Toilet H03.324A & Patio H03.338) to be ceiling mounted. Refer to change on sheet for additional information.

3.18 Reference: Sheet-E6.0

- A. **Clarification:** Revise connection location of ATC panel to show power and data at new location. Refer to change on sheet.

3.19 Reference: Sheet-E7.2

- A. **Clarification:** Revise panel name of EXISTING EMERGENCY POWER DIST. BOARD EDS/ESWB10 to be "EXISTING EMERGENCY POWER DIST. BOARD EDS/EP-16."

3.20 Reference: Sheet-E7.3

- A. **Clarification:** Replace previous patient room alternate lighting control wiring diagram with new diagram. Lighting alternate shall be based on Alternate 1. Refer to change on sheet.

3.21 Reference: Sheet-E8.0

- A. **Clarification:** Fixture and controls for lighting alternates shall be based on Alternate Bid 1.

3.22 Reference: Sheet-E8.1

- A. **Clarification:** Replace breakers on poles 39, 40, 41, 42 of panel 333C-NP1 with 20A/1P spare breakers to reflect Addendum #2 scope. Provide two (2) GFCI rated spare breakers and two (2) non-GFCI rated spare breakers.

ADD-01

MECHANICAL

3.23 Reference: Sheet M3.0

- A. **Clarification:** Added General Note #2.

3.24 Reference: Sheet M4.0

- A. **Clarification:** Added ATC Control Panel to EIDF Room.

FIRE PROTECTION

3.24 Reference: Sheet F2.0

- A. **Clarification:** Added dashed lines to indicate that everything inside dashed lines will have Tyco Raven sprinkler heads according to Architectural security provisions plan. Refer to attached floor plan for revision.
- B. **Clarification:** Updated tag note F1 and added note F2 for language on Tyco Raven sprinkler heads. Refer to attached floor plan for revision.
- C. **Clarification:** Added missing stamp.

PLUMBING

3.25 Reference: Sheet P2.1

- A. **Clarification:** Added isolation valves on hot and cold water lines in corridor outside Visitor Toilet room H03.323. Refer to attached floor plan for revision.
- B. **Clarification:** Relocated 4" vent pipe up to level above and associated vent piping. Refer to attached floor plan for revision.

3.26 Reference: Sheet P3.0

- A. **Clarification:** Removed language and symbols about solenoid valves from Installation Accessible Patient Shower Piping Diagram. Also removed ceiling shower heads to be wall mounted shower heads.

3.27 Reference: Sheet P4.0

- A. **Clarification:** Removed language of solenoid valves from P-4 on Plumbing Fixture Schedule.

ADD-01

List of Items Attached:20

Specifications

122413

275116

Sheets

A4.3.A

P2.1

E3.0

A4.3.A.1

P3.0

E4.0

A4.3.A.2

P4.0

E4.1

A4.3.A.3

M3.0

E5.0

A4.3.A.4

M4.0

E6.0

F2.0

E2.0

E7.3

Total Items:

Items Attached:

20 January 2022

SECTION 122413
ROLLER SHADE SYSTEM

PART 1 - GENERAL

1.1 RELATED DOCUMENTS

- A. Drawings and general provisions of the Contract, including General and Supplementary Conditions and Division 1 Specification Sections, apply to this Section.

1.2 SUMMARY

- A. Section Includes:

- 1. Manually operated roller shades with single rollers.

- B. Related Requirements:

- 1. Division 6 Section "Miscellaneous Carpentry" for wood blocking and grounds for mounting roller shades and accessories.
 - 2. Division 7 Section "Joint Sealants" for sealing the perimeters of installation accessories for light-blocking shades with a sealant.

1.3 ACTION SUBMITTALS

- A. Product Data: For each type of product.

- 1. Include styles, material descriptions, construction details, dimensions of individual components and profiles, features, finishes, and operating instructions for roller shades.

- B. Shop Drawings: Show fabrication and installation details for roller shades, including shadeband materials, their orientation to rollers, and their seam and batten locations.

- C. Samples: For each exposed product and for each color and texture specified, 10 inches long.

- D. Roller-Shade Schedule: Use same designations indicated on Drawings.

1.4 INFORMATIONAL SUBMITTALS

- A. Qualification Data: For Installer.

- B. Product Certificates: For each type of shadeband material, signed by product manufacturer.

- C. Product Test Reports: For each type of shadeband material, for tests performed by manufacturer and witnessed by a qualified testing agency.

1.5 CLOSEOUT SUBMITTALS

- A. Maintenance Data: For roller shades to include in maintenance manuals.

1.6 MAINTENANCE MATERIAL SUBMITTALS

- A. Furnish extra materials that match products installed and that are packaged with protective covering for storage and identified with labels describing contents.
 - 1. Roller Shades: Full-size units equal to 5 percent of quantity installed for each size, color, and shadeband material indicated, but no fewer than two units.

1.7 QUALITY ASSURANCE

- A. Installer Qualifications: Fabricator of products.

1.8 DELIVERY, STORAGE, AND HANDLING

- A. Deliver roller shades in factory packages, marked with manufacturer, product name, and location of installation using same designations indicated on Drawings.

1.9 FIELD CONDITIONS

- A. Environmental Limitations: Do not install roller shades until construction and finish work in spaces, including painting, is complete and dry and ambient temperature and humidity conditions are maintained at the levels indicated for Project when occupied for its intended use.
- B. Field Measurements: Where roller shades are indicated to fit to other construction, verify dimensions of other construction by field measurements before fabrication and indicate measurements on Shop Drawings. Allow clearances for operating hardware of operable glazed units through entire operating range. Notify Architect of installation conditions that vary from Drawings. Coordinate fabrication schedule with construction progress to avoid delaying the Work.

PART 2 - PRODUCTS

2.1 MANUFACTURERS

- A. Manufacturers: Subject to compliance with requirements, provide products by one of the following:
 - 1. Basis of Design with options as indicated on Interior Design Drawings.
 - 2. Draper
- B. Source Limitations: Obtain roller shades from single source from single manufacturer.

2.2 MANUALLY OPERATED SHADES WITH SINGLE ROLLERS

- A. Chain-and-Clutch Operating Mechanisms: With continuous-loop bead chain and clutch that stops shade movement when bead chain is released; permanently adjusted and lubricated.
 - 1. Bead Chains: Stainless steel.
 - a. Loop Length: Full length of roller shade.
 - b. Limit Stops: Provide upper and lower ball stops.
 - c. Chain-Retainer Type: Chain tensioner, jamb mounted.

2. Spring Lift-Assist Mechanisms: Manufacturer's standard for balancing roller-shade weight and lifting heavy roller shades.
 - a. Provide for shadebands that weigh more than 10 lb or for shades as recommended by manufacturer, whichever criteria are more stringent.
 - B. Rollers: Corrosion-resistant steel or extruded-aluminum tubes of diameters and wall thicknesses required to accommodate operating mechanisms and weights and widths of shadebands indicated without deflection. Provide with permanently lubricated drive-end assemblies and idle-end assemblies designed to facilitate removal of shadebands for service.
 1. Roller Drive-End Location: Right side of inside face of shade.
 2. Direction of Shadeband Roll: Regular, from back of roller.
 3. Shadeband-to-Roller Attachment: Manufacturer's standard method.
 - C. Mounting Hardware: Brackets or endcaps, corrosion resistant and compatible with roller assembly, operating mechanism, installation accessories, and mounting location and conditions indicated.
 - D. Roller-Coupling Assemblies: Coordinated with operating mechanism and designed to join up to three inline rollers into a multiband shade that is operated by one roller drive-end assembly.
 - E. Shadebands:
 1. Shadeband Material: Light-filtering fabric.
 2. Shadeband Bottom (Hem) Bar: Steel or extruded aluminum.
 - a. Type: Enclosed in sealed pocket of shadeband material.
 - F. Installation Accessories:
 1. Front Fascia: Aluminum extrusion that conceals front and underside of roller and operating mechanism and attaches to roller endcaps without exposed fasteners.
 - a. Shape: L-shaped.
 - b. Height: Manufacturer's standard height required to conceal roller and shadeband when shade is fully open, but not less than 3 inches.
 2. Exposed Headbox: Rectangular, extruded-aluminum enclosure including front fascia, top and back covers, endcaps, and removable bottom closure.
 - a. Height: Manufacturer's standard height required to enclose roller and shadeband when shade is fully open, but not less than 3 inches.
 3. Endcap Covers: To cover exposed endcaps.
- ### 2.3 SHADEBAND MATERIALS
- A. Shadeband Material Flame-Resistance Rating: Comply with NFPA 701. Testing by a qualified testing agency. Identify products with appropriate markings of applicable testing agency.
 - B. Light-Filtering Fabric: Woven fabric, stain and fade resistant.

1. Source: Roller-shade manufacturer.
2. Type: MechoShade Systems, Inc. ThermoVeil Group.
3. Weave: Basketweave.
4. Thickness: 0.030 inch.
5. Roll Width: As indicated on Drawings.
6. Orientation on Shadeband: Railroaded.
7. Openness Factor: 5 percent.
8. Color: Selected from Manufacturer's standard colors.

2.4 ROLLER-SHADE FABRICATION

- A. Product Safety Standard: Fabricate roller shades to comply with WCMA A 100.1, including requirements for flexible, chain-loop devices; lead content of components; and warning labels.
- B. Unit Sizes: Fabricate units in sizes to fill window and other openings as follows, measured at 74 deg F:
 1. Between (Inside) Jamb Installation: Width equal to jamb-to-jamb dimension of opening in which shade is installed less 1/4 inch per side or 1/2-inch total, plus or minus 1/8 inch. Length equal to head-to-sill or -floor dimension of opening in which shade is installed less 1/4 inch, plus or minus 1/8 inch.
 2. Outside of Jamb Installation: Width and length as indicated, with terminations between shades of end-to-end installations at centerlines of mullion or other defined vertical separations between openings.
- C. Shadeband Fabrication: Fabricate shadebands without battens or seams to extent possible except as follows:
 1. Vertical Shades: Where width-to-length ratio of shadeband is equal to or greater than 1:4, provide battens and seams at uniform spacings along shadeband length to ensure shadeband tracking and alignment through its full range of movement without distortion of the material.
 2. Skylight Shades: Provide battens and seams at uniform spacings along shadeband as required to ensure shadeband tracking and alignment through its full range of movement without distortion or sag of material.
 3. Railroaded Materials: Railroad material where material roll width is less than the required width of shadeband and where indicated. Provide battens and seams as required by railroaded material to produce shadebands with full roll-width panel(s) plus, if required, one partial roll-width panel located at top of shadeband.

PART 3 - EXECUTION

3.1 EXAMINATION

- A. Examine substrates, areas, and conditions, with Installer present, for compliance with requirements for installation tolerances, operational clearances, and other conditions affecting performance of the Work.
- B. Proceed with installation only after unsatisfactory conditions have been corrected.

3.2 ROLLER-SHADE INSTALLATION

- A. Install roller shades level, plumb, and aligned with adjacent units according to manufacturer's written instructions.

3.3 ADJUSTING

- A. Adjust and balance roller shades to operate smoothly, easily, safely, and free from binding or malfunction throughout entire operational range.

3.4 CLEANING AND PROTECTION

- A. Clean roller-shade surfaces after installation, according to manufacturer's written instructions.
- B. Provide final protection and maintain conditions, in a manner acceptable to manufacturer and Installer, that ensure that roller shades are without damage or deterioration at time of Substantial Completion.
- C. Replace damaged roller shades that cannot be repaired, in a manner approved by Architect, before time of Substantial Completion.

3.5 DEMONSTRATION

- A. Engage a factory-authorized service representative to train Owner's maintenance personnel to adjust, operate, and maintain motor-operated roller shades.

3.6 SHADE SCHEDULE

- A. Refer to Interior Design Drawings.

END OF SECTION

SECTION 275116 – PUBLIC ADDRESS SYSTEMS

PART 1 – GENERAL:

- 1.1 This section and associated drawings define a communications system for intercom and public address. The bidder shall provide infrastructure, cable, hardware, and equipment, as defined, to provide a complete and operational communications system.
- 1.2 Systems exceeding the performance (volume, intelligibility, etc.) of the specified components shall be considered as meeting this specification. The burden of proof shall be on the manufacturer to demonstrate this should insufficient performance be noted by the owner or engineer. Corrections of insufficient performance shall be at the expense of the contractor.
- 1.3 The contractor shall coordinate all final speaker final settings and wattage taps with owner during a scheduled on-site meeting to meet their requirements.
- 1.4 Related Requirements in these Specifications:
 - 1.4.1 Division 26 for Electrical Work.
 - 1.4.2 Division 27 for Communications Work:
 - 1.4.2.1 270500 – General Requirements for Communications Systems
 - 1.4.2.2 270526 – Grounding and Bonding for Communications Systems
 - 1.4.2.3 271300 – Structured Cabling Systems
- 1.5 Manufacturers:
 - 1.5.1 Acceptable Manufacturers:
 - 1.5.1.1 Bogen, Quam, JBL, Atlas IED, Lowell
 - 1.5.2 Products specified here-in establish basis of design for performance, construction, etc. Equivalent products from manufacturers listed above may be submitted.
- 1.6 Provide UPS and/or battery back-up to support complete system operation in a power failure, until generator power is on-line, 5 minutes minimum.
- 1.7 Speaker quantities and locations on plans are proposed minimums. Contractor to provide actual system design, including the necessary quantities and locations of speakers, as required to achieve a minimum Speech Transmission Index (STI) of 0.50 or a Common Intelligibility Scale (CIS) rating of 0.70 at representative points in the area of coverage to provide acceptable intelligibility from the system.
- 1.8 Contractor to submit calculations, modeling, etc. in shop drawings, as required to verify their design will achieve the specified STI or CIS.
- 1.9 All equipment and installation shall be provided with a 1 year performance warranty.

PART 2 – CABLING:

- 2.1 Provide all cabling as required for a complete and operational system.

PART 3 – HEAD END EQUIPMENT/OPERATION:

- 3.1 The paging input shall be a single input from the owner's telephone system. Provide interconnection with the owner's telephone system as required. Upon initiation of a page from the telephone system input, all speakers shall sound the page.
- 3.2 Speakers identified as paging speakers shall sound pages from the telephone system input only.
- 3.3 Speakers identified as music speakers shall be separate zones, which play music from a dedicated music source input on the head end (music source plays continuously) through a shunt volume control. Whenever a page is initiated, the music speakers shall be overridden and sound the page at full volume, regardless of volume control position.
- 3.4 Provide two 3.5mm stereo audio inputs for music sources.

PART 4 – AMPLIFIERS:

- 4.1 The power amplifiers shall be sized for all speakers on the system plus 20% additional future capacity. The amplifier load shall not exceed 80% capacity. The amplifiers shall be capable of producing an audio output of 60, 125 or 250 watts RMS at less than 1% distortion with a balanced output. They shall be designed to operate on a line voltage of 115 AC. Amplifiers shall be impedance-matched with speakers. One amplifier shall be provided for each audio channel. Provide number of amplifiers as required to serve all speakers.

PART 5 – CEILING PAGING SPEAKERS:

- 5.1 The loudspeaker/transformer/baffle assembly shall be used for flush mounting on ceilings. Furnish and install as indicated on the plans. Provide metal vandal-resistant speaker baffle with round perforated holes. Provide with tile bridge and backbox as manufactured by the speaker manufacturer for that product. Provide all speakers with integral volume controls. Install volume control knobs on speakers in staff areas only. DO NOT INSTALL VOLUME CONTROLS ON SPEAKERS IN PATIENT-ACCESSIBLE AREAS.
 - 5.1.1 The loudspeaker size shall be 8 inches in diameter and have a power handling capacity of at least 15 watts. The voice coil shall be of high-temperature bonded construction, be one inch in diameter and have an impedance of 8 ohms. The speaker shall have a frequency range of at least 50 Hz to 15,000 Hz and an axial sensitivity of 91dB at 4 ft, with a 1 watt input signal @ 1000Hz. The loudspeaker shall be equipped with a factory wired 25/70 volt line-matching transformer. The transformer shall have the primary taps of at least ¼, ½, 1, 2, and 4 watts. The insertion loss shall be no greater than 1.0 dB. The transformer shall be mounted to the speaker with the secondary leads soldered to the speaker terminals. Provide Bogen S86T725 (or equal).
 - 5.1.2 The assembly shall include a round metal perforated baffle with a mar-resistant white, semi-gloss, epoxy coating. The baffle shall have a diameter of 13". The speaker shall mount to a steel support bridge, used to attach the assembly to suspended ceilings. The support bridge will accept an enclosure, Quam #ERD-8 (or equal), to provide a protective enclosure. The enclosure shall attach to the support bridge with appropriate mounting screws and have four welded tie-off straps. Where installed in drywall ceilings, speakers shall utilize a steel plaster ring load-bearing support bracket instead of support bridge.

PART 6 – WALL PAGING SPEAKERS:

- 6.1 The surface mounted paging loudspeaker/transformer/baffle assembly shall be equal to a Bogen MB8TSL(VR). Furnish and install as indicated on the plans.
 - 6.1.1 The surface mount paging loud speaker assembly enclosure shall be wall mounted, vandal-resistant, with a sloped front vandal-resistant baffle, providing directional sound dispersion.

- 6.1.2 The loudspeaker shall have a diameter of 8 inches and a power handling capacity of 12 watts and have an impedance of 8 ohms.
- 6.1.3 The speaker shall have a frequency range of at least 65 Hz to 17,000 Hz and an average sensitivity of 92dB SPL/1 watt/1 meter.
- 6.1.4 The loudspeaker shall be equipped with a factory wired 25/70 volt line matching transformer. The transformer shall have the primary taps at 1/4, 1/2, 1, 2, and 4 watts. The insertion loss shall be no greater than 1.0 dB. The transformer shall be mounted to the speaker, with the secondary leads soldered to the speaker terminals.
- 6.1.5 The enclosure shall measure 11 5/8" wide and 13 3/8" high with a projection of 5 3/8" at the top and 3" at the bottom. A mounting bracket shall be located on the rear of the enclosure to facilitate installation. Enclosure shall be 16 ga. Steel with a 22 ga. Baffle and finish shall be white baked epoxy.
- 6.1.6 Outdoor speakers shall be wall mounted with UL listed wet-location enclosure and outdoor rated speaker assembly.

PART 7 – CEILING MUSIC SPEAKERS:

- 7.1 High fidelity 12" ceiling loudspeaker with selectable power taps, 65 Hz to 19 kHz frequency response, high and low frequency drivers, Provide with tile bridge support ring and independently support speaker from structure above ceiling for secure mounting. Bogen #HFCS1 or equal.

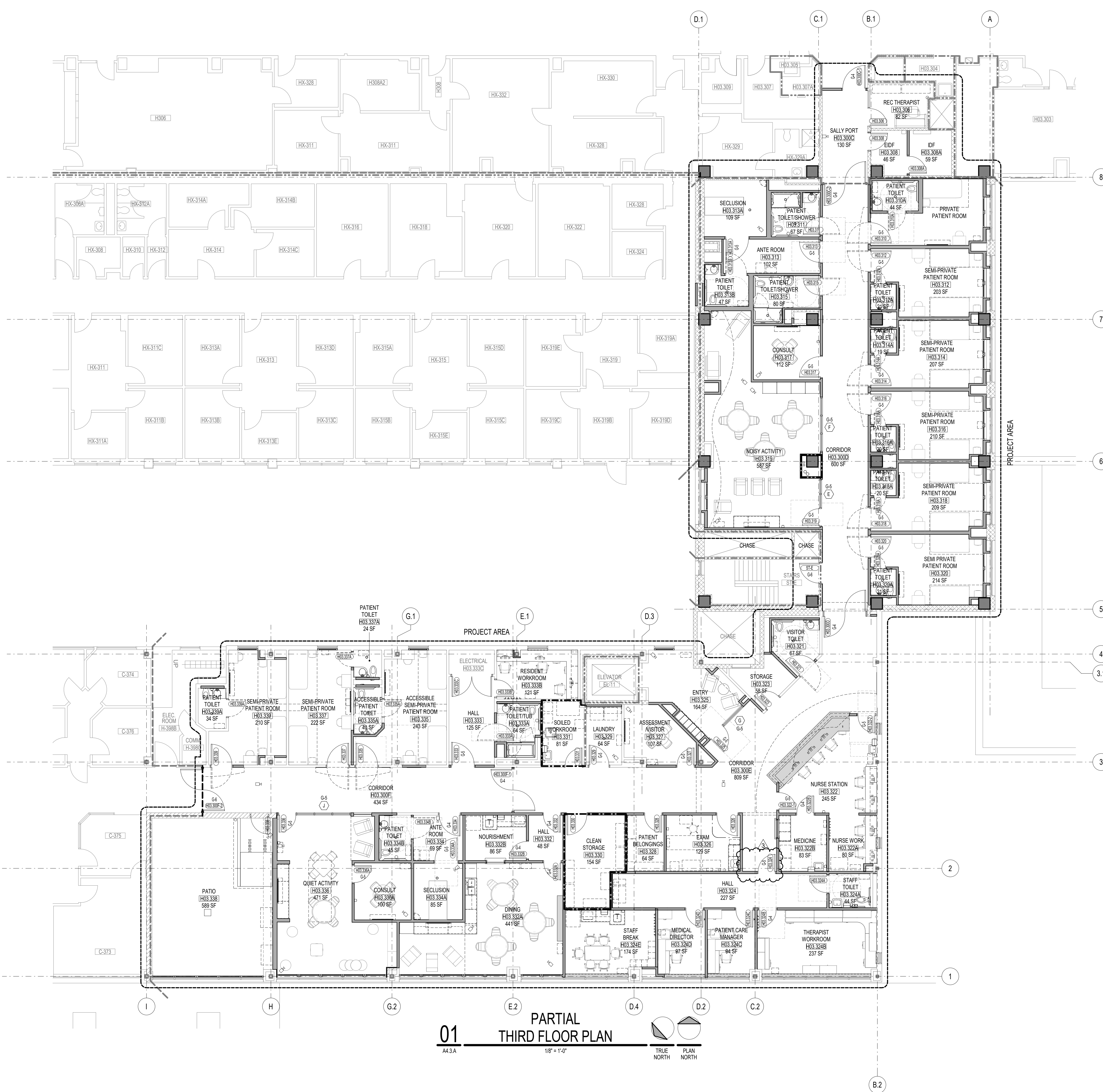
PART 8 – SPECIFIC INSTALLATION AND PROGRAMMING REQUIREMENTS:

- 8.1 Speaker wattage taps shall be configured for volume and intelligibility in the field, in coordination with the owner.
- 8.2 Provide UPS and/or battery back-up to support complete system operation in a power failure, until generator power is on-line, 5 minutes minimum.
- 8.3 Audio processors, amplifiers, UPS, and all other equipment required for paging system operation shall be rack-mounted.

PART 9 – WALL ATTENUATORS:

- 9.1 Wall mounted stainless steel plate with volume knob – Bogen ATP10/35 or equal. Engrave plate to indicate purpose.
- 9.2 For music speaker zones, provide shunt-type volume control to allow pages to override music at full volume.

END OF SECTION 275116



GENERAL NOTES

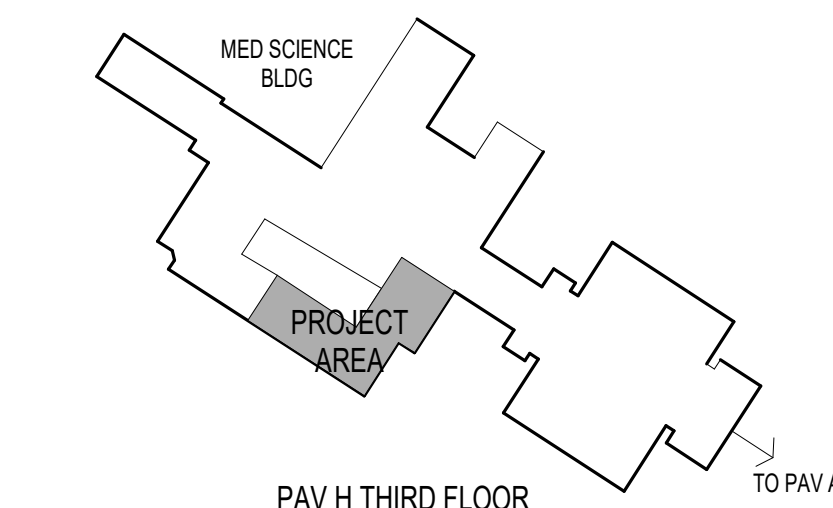
- REFERENCE STRUCTURAL, MECHANICAL, PLUMBING, AND ELECTRICAL DRAWINGS FOR DELINEATION OF ALL ASSEMBLIES WITHIN THEIR RESPECTIVE PORTIONS OF WORK.
- CONTRACTOR SHALL VERIFY FINAL CONFIGURATION OF ALL EQUIPMENT, INCLUDING CONTRACTOR FURNISHED ARCHITECTURAL, MECHANICAL, PLUMBING, AND ELECTRICAL ITEMS ASSOCIATED WITH EQUIPMENT, WITH OWNERS AND ARCHITECT PRIOR TO COMMENCEMENT OF CONSTRUCTION.
- ALL DIMENSIONS ARE FROM FINISH FACE OF WALL TO FINISHED FACE OF WALL UNLESS OTHERWISE NOTED.
- PROVIDE MOISTURE RESISTANT GYPSUM BOARD BEHIND AND WITHIN THREE FEET OF ANY PLUMBING FIXTURE TO A HEIGHT OF 8'-0" A.F.F.
- ALL INTERIOR PARTITIONS SHALL BE PARTITION TYPE 4B UNLESS OTHERWISE NOTED. EXCEPTION: AT LOCATIONS WHERE ONE SIDE OF INTERIOR PARTITION FACES AN UNOCCUPIABLE SPACE, THE INTERIOR PARTITION SHALL BE TYPE 4B UNLESS OTHERWISE NOTED.
- GYPSUM WALLBOARD AND ACOUSTICAL INSULATION SHALL EXTEND TO 6" ABOVE CEILING IN ALL LOCATIONS UNLESS OTHERWISE NOTED.
- REFERENCE SPECIFICATION SECTION 108000 FOR TOILET ACCESSORY ITEMS DENIED BY THE TA-X TAG.
- ALIGN NEW WALLS WITH EXISTING AS SHOWN ON PLANS TO PROVIDE A CONTINUOUS SMOOTH SURFACE.
- CLEAN ALL EXISTING WINDOW FRAMES, WINDOWS AND SILLS. PROVIDE NEW SEALANT AS REQUIRED TO ENSURE AIR TIGHT CONSTRUCTION.
- CONTRACTOR TO REINSTALL ANY FLOOR, CEILING OR WALL MOUNTED EQUIPMENT REMOVED TO ACCOMMODATE SCOPE OF NEW WORK.
- PROVIDE PICK PROOF CAULK AT ALL GAPS, MATERIAL TRANSITIONS AND DOOR FRAMES THROUGHOUT PROJECT. REFERENCE SPECIFICATIONS FOR ADDITIONAL LOCATIONS.
- PROVIDE 5/8" DRYWALL OVER PLASTER WALLS IN RESTROOMS.
- CONTRACTOR TO NOTIFY ARCHITECT OF ANY DISCREPANCIES BETWEEN FLOOR PLANS AND EXISTING CONDITIONS.
- PROVIDE 16 GAUGE STUDS WHERE PSYCHIATRIC WINDOWS ARE TO BE INSTALLED. WINDOWS REQUIRE A 16 GAUGE STUD FOR COMPLIANT ATTACHMENT.

FLOOR PLAN KEYNOTES

FLOOR PLAN LEGEND



PLAN NOTE	EQUIPMENT NUMBER	ROOM NAME/NUMBER	FRAME ELEVATION/ GLASS TYPE
XXXXXX	XXXX	XXXX	X
NEW DOOR/ NUMBER	INTERIOR ELEVATION	DETAIL/ SECTION	PARTITION TYPE
NEW WALL	EXISTING WALL		

KEY PLAN



STENGEN HILL
ARCHITECTURE

501 EAST HIGH STREET
LEXINGTON, KENTUCKY 40502
859.402.8008
502.893.1876 fax



PARTIAL THIRD FLOOR PLAN
BEHAVIORAL HEALTH UNIT RENOVATION
UK MEDICAL CENTER - PAVILION H
LEXINGTON, KENTUCKY

19 JANUARY 2022 - ADD01
10 NOVEMBER 2021
UKY2006

A4.3.A

CONSTRUCTION DRAWINGS

01 PARTIAL THIRD FLOOR PLAN
A4.3.A 1/8" = 1'-0"
TRUE NORTH PLAN NORTH



GENERAL NOTES

- REFERENCE STRUCTURAL, MECHANICAL, PLUMBING, AND ELECTRICAL DRAWINGS FOR DELINEATION OF ALL ASSEMBLIES WITHIN THEIR RESPECTIVE PORTIONS OF WORK.
- CONTRACTOR SHALL VERIFY FINAL CONFIGURATION OF ALL EQUIPMENT, INCLUDING CONTRACTOR FURNISHED ARCHITECTURAL, MECHANICAL, PLUMBING, AND ELECTRICAL ITEMS ASSOCIATED WITH EQUIPMENT, WITH OWNERS AND ARCHITECT PRIOR TO COMMENCEMENT OF CONSTRUCTION.
- ALL DIMENSIONS ARE FROM FINISH FACE OF WALL TO FINISHED FACE OF WALL UNLESS OTHERWISE NOTED.
- PROVIDE MOISTURE RESISTANT GYPSUM BOARD BEHIND AND WITHIN THREE FEET OF ANY PLUMBING FIXTURE TO A HEIGHT OF 8'-0" A.F.F.
- ALL INTERIOR PARTITIONS SHALL BE PARTITION TYPE 4b UNLESS OTHERWISE NOTED. EXCEPTION: AT LOCATIONS WHERE ONE SIDE OF INTERIOR PARTITION FACES AN UNOCCUPIABLE SPACE, THE INTERIOR PARTITION SHALL BE TYPE 4a UNLESS OTHERWISE NOTED.
- GYPSUM WALLBOARD AND ACOUSTICAL INSULATION SHALL EXTEND TO 6" ABOVE CEILING IN ALL LOCATIONS UNLESS OTHERWISE NOTED.
- REFERENCE SPECIFICATION SECTION 108000 FOR TOILET ACCESSORY ITEMS DENIED BY THE TA-X TAG.
- ALIGN NEW WALLS WITH EXISTING AS SHOWN ON PLANS TO PROVIDE A CONTINUOUS SMOOTH SURFACE.
- CLEAN ALL EXISTING WINDOW FRAMES, WINDOWS AND SILLS. PROVIDE NEW SEALANT AS REQUIRED TO ENSURE AIR TIGHT CONSTRUCTION.
- CONTRACTOR TO REINSTALL ANY FLOOR, CEILING OR WALL MOUNTED EQUIPMENT REMOVED TO ACCOMMODATE SCOPE OF NEW WORK.
- PROVIDE PICK PROOF CAULK AT ALL GAPS, MATERIAL TRANSITIONS AND DOOR FRAMES THROUGHOUT PROJECT. REFERENCE SPECIFICATIONS FOR ADDITIONAL LOCATIONS.
- PROVIDE 5/8" DRYPWALL OVER PLASTER WALLS IN RESTROOMS.
- CONTRACTOR TO NOTIFY ARCHITECT OF ANY DISCREPANCIES BETWEEN FLOOR PLANS AND EXISTING CONDITIONS.
- PROVIDE 16 GAUGE STUDS WHERE PSYCHIATRIC WINDOWS ARE TO BE INSTALLED. WINDOWS REQUIRE A 16 GAUGE STUD FOR COMPLIANT ATTACHMENT.

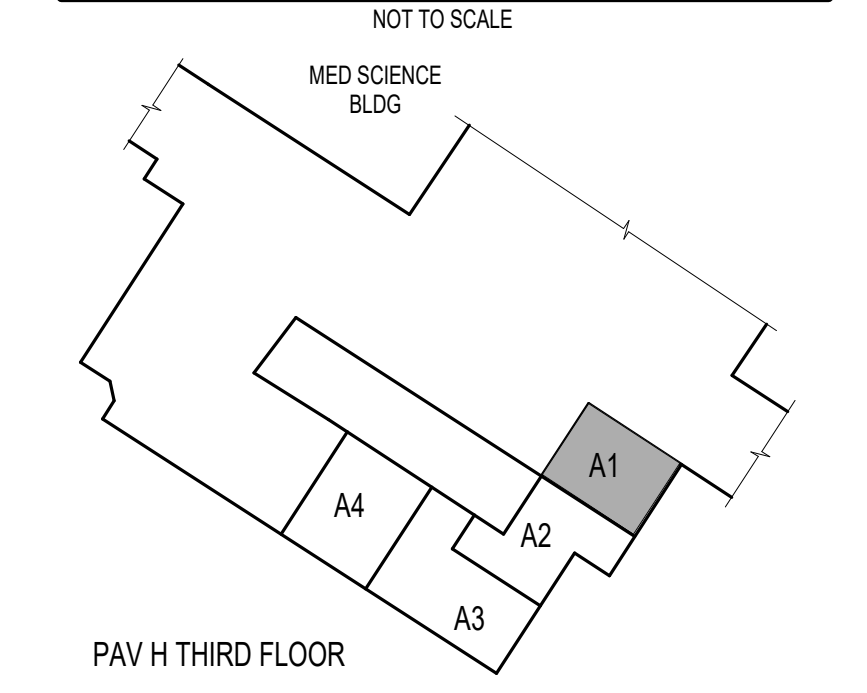
FLOOR PLAN KEYNOTES

- 035416.A01 PROVIDE CONCRETE TOPPING SLAB AS REQUIRED TO PROVIDE LEVEL FLOOR FINISH WHERE SHOWERS WERE REMOVED.
 - 035416.A02 INFILL FLOOR WHERE PREVIOUS FC UNIT PIPE PENETRATIONS OCCURRED. TYPICAL ALL LOCATIONS.
 - 042200.A10 REPAIR AND PATCH CMU WALLS WHERE CHANNELING FOR DEVICES OCCURRED. PROVIDE SMOOTH FINISH TRANSITION TO ADJACENT SURFACE AND PREP FOR ANY REQUIREMENTS FOR NEW FINISHES. TYPICAL ALL LOCATIONS.
 - 085653.A01 ALUMINUM FRAMED PSYCHIATRIC WINDOW VENT WITH INTEGRAL BLINDS, GLAZING TYPE (G-2).
 - 087100.B02 SALOON STYLE SOFT SUICIDE PREVENTION DOOR MOUNTED TO MAGNETIC HINGE PLATES.
 - 092116.23.B51 2 HOUR RATED SHAFT BOTTOM WITH 2 HOUR WALLS TO DECK ABOVE CEILING. COORDINATE EXTENTS WITH MECHANICAL DUCTS.
 - 092900.C08 INFILL WALL MATCH EXISTING WALL RATING.
 - 123200.C09 PLASTIC LAMINATE MILLWORK ELECTRICAL PANEL CONCEALED DOOR. MOUNT OVER PLASTIC LAMINATED COLLAR FRAME EXTENDING 3" PAST EXTENTS OF FLUSH MOUNTED ELECTRICAL PANEL. ELECTRICAL PANEL SIZE TO BE VERIFIED BY CONTRACTOR. PROVIDE MAGNETIC LATCH, LOCK, AND CONTINUOUS PIANO HINGE ON EACH DOOR. (L2 LAMINATE)
 - 123570.A01 OWNER FURNISHED CONTRACTOR INSTALLED CASEWORK AS MANUFACTURED BY MIDMARK CORPORATION. REFERENCE DRAWINGS FOR CASEWORK DESIGN.
- ELECT.B06 ELECTRICAL PANEL
PLUMB.B03 FLOOR DRAIN



FLOOR PLAN LEGEND

XXXXXX.XX	XXX	XXXXX XXX	X G-X
PLAN NOTE	EQUIPMENT NUMBER	ROOM NAME/ NUMBER	FRAME ELEVATION/ GLASS TYPE
XX	XX	XX.X	XX
NEW DOOR/ NUMBER	INTERIOR ELEVATION	DETAIL/ SECTION	PARTITION TYPE
	NEW WALL	EXISTING WALL	

KEY PLAN



501 EAST HIGH STREET
LEXINGTON, KENTUCKY 40502
859.402.8008
502.893.1876 fax



AREA 'A1'

ENLARGED THIRD FLOOR PLAN
BEHAVIORAL HEALTH UNIT RENOVATION
UK MEDICAL CENTER - PAVILION H
LEXINGTON, KENTUCKY

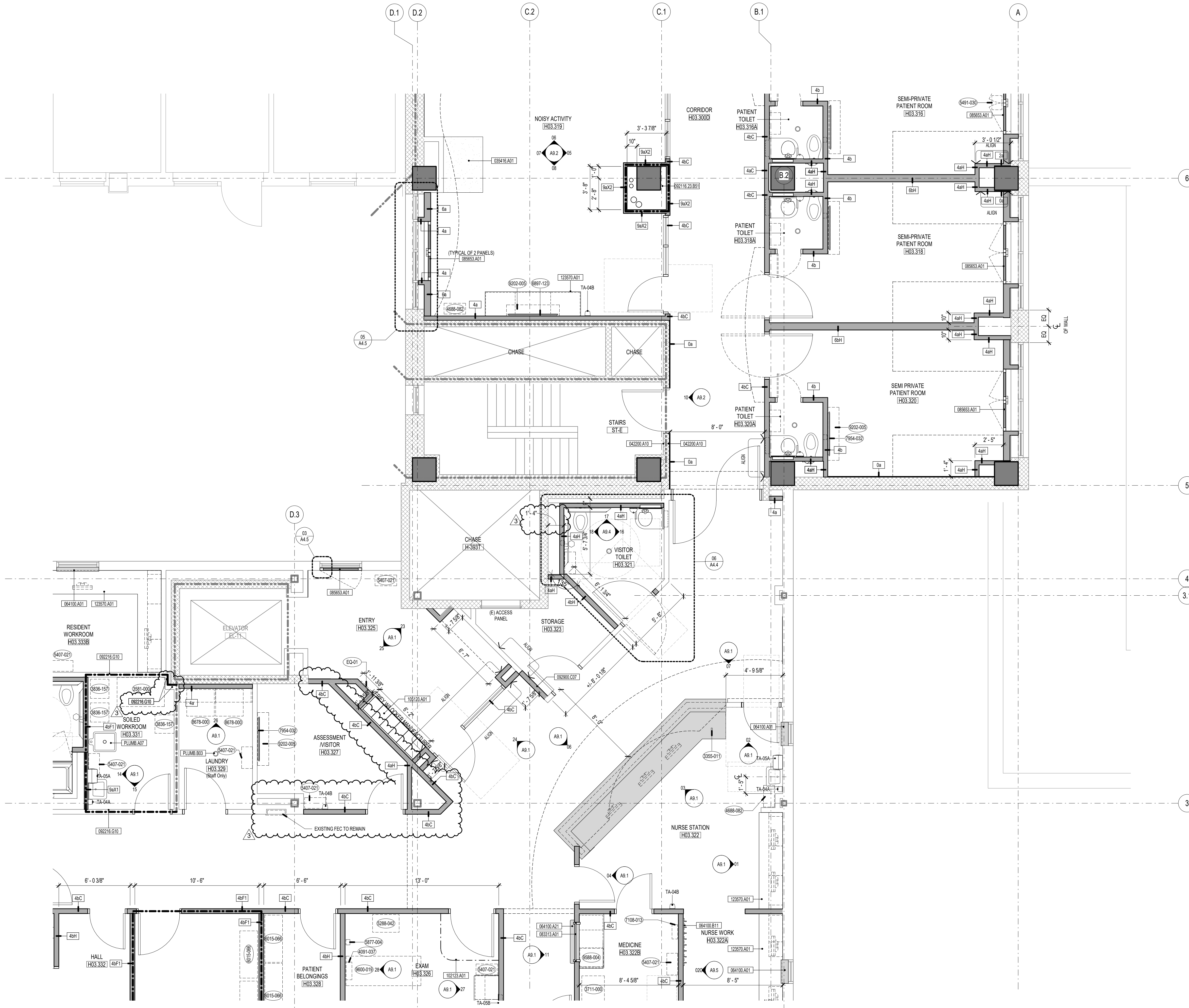
19 JANUARY 2022 - ADD01

10 NOVEMBER 2021
UKY2006

A4.3.A.1

01 ENLARGED THIRD FLOOR PLAN - AREA 'A1'
A4.3.A.1 1/4" = 1'-0"
TRUE NORTH PLAN NORTH

CONSTRUCTION DRAWINGS



01 ENLARGED THIRD FLOOR PLAN - AREA 'A2'
 A4.3.A.2 1/4" = 1'-0" TRUE NORTH PLAN NORTH

GENERAL NOTES

1. REFERENCE STRUCTURAL, MECHANICAL, PLUMBING, AND ELECTRICAL DRAWINGS FOR DELINEATION OF ALL ASSEMBLIES WITHIN THEIR RESPECTIVE PORTIONS OF WORK.
2. CONTRACTOR SHALL VERIFY FINAL CONFIGURATION OF ALL EQUIPMENT, INCLUDING CONTRACTOR FURNISHED ARCHITECTURAL, MECHANICAL, PLUMBING, AND ELECTRICAL ITEMS ASSOCIATED WITH EQUIPMENT, WITH OWNERS AND ARCHITECT PRIOR TO COMMENCEMENT OF CONSTRUCTION.
3. ALL DIMENSIONS ARE FROM FINISH FACE OF WALL TO FINISHED FACE OF WALL UNLESS OTHERWISE NOTED.
4. PROVIDE MOISTURE RESISTANT GYPSUM BOARD BEHIND AND WITHIN THREE FEET OF ANY PLUMBING FIXTURE TO A HEIGHT OF 8'-0" A.F.F.
5. ALL INTERIOR PARTITIONS SHALL BE PARTITION TYPE 4b UNLESS OTHERWISE NOTED. EXCEPTION: AT LOCATIONS WHERE ONE SIDE OF INTERIOR PARTITION FACES AN UNOCCUPIABLE SPACE, THE INTERIOR PARTITION SHALL BE TYPE 4a UNLESS OTHERWISE NOTED.
6. GYPSUM WALLBOARD AND ACOUSTICAL INSULATION SHALL EXTEND TO 6" ABOVE CEILING IN ALL LOCATIONS UNLESS OTHERWISE NOTED.
7. REFERENCE SPECIFICATION SECTION 108000 FOR TOILET ACCESSORY ITEMS DENIED BY THE T-A-X TAG.
8. ALIGN NEW WALLS WITH EXISTING AS SHOWN ON PLANS TO PROVIDE A CONTINUOUS SMOOTH SURFACE.
9. CLEAN ALL EXISTING WINDOW FRAMES, WINDOWS AND SILLS. PROVIDE NEW SEALANT AS REQUIRED TO ENSURE AIR TIGHT CONSTRUCTION.
10. CONTRACTOR TO REINSTALL ANY FLOOR, CEILING OR WALL MOUNTED EQUIPMENT REMOVED TO ACCOMMODATE SCOPE OF NEW WORK.
11. PROVIDE PICK PROOF CAULK AT ALL GAPS, MATERIAL TRANSITIONS AND DOOR FRAMES THROUGHOUT PROJECT. REFERENCE SPECIFICATIONS FOR ADDITIONAL LOCATIONS.
12. PROVIDE 5/8" DRYWALL OVER PLASTER WALLS IN RESTROOMS.
13. CONTRACTOR TO NOTIFY ARCHITECT OF ANY DISCREPANCIES BETWEEN FLOOR PLANS AND EXISTING CONDITIONS.
14. PROVIDE 16 GAUGE STUDS WHERE PSYCHIATRIC WINDOWS ARE TO BE INSTALLED. WINDOWS REQUIRE A 16 GAUGE STUD FOR COMPLIANT ATTACHMENT.

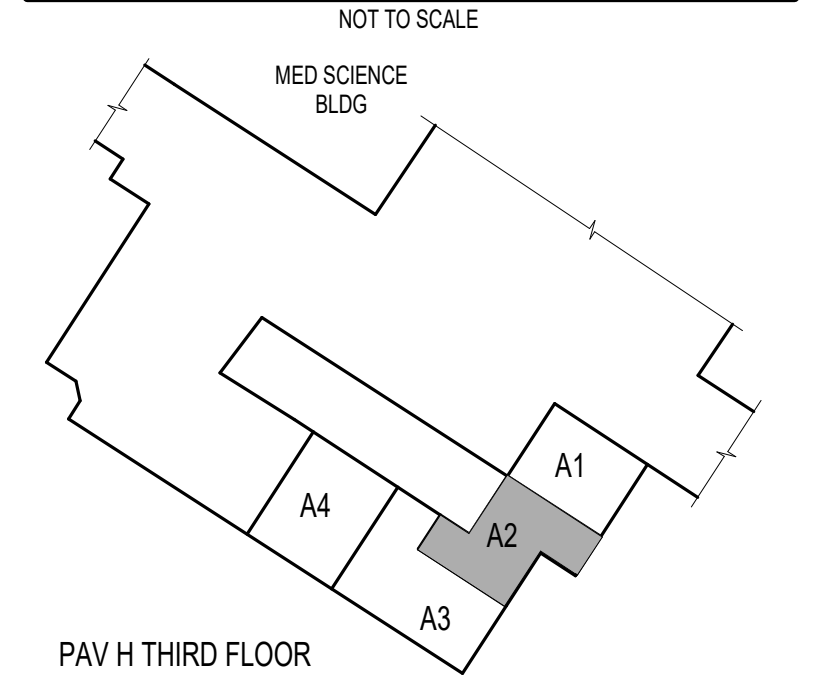
FLOOR PLAN KEYNOTES

- 035416.A01 PROVIDE CONCRETE TOPPING SLAB AS REQUIRED TO PROVIDE LEVEL FLOOR FINISH WHERE SHOWERS WERE REMOVED.
- 042200.A10 REPAIR AND PATCH CMU WALLS WHERE CHANNELING FOR DEVICES OCCURRED. PROVIDE SMOOTH FINISH TRANSITION TO ADJACENT SURFACE AND PREP FOR ANY REQUIREMENTS FOR NEW FINISHES, TYPICAL ALL LOCATIONS.
- 064100.A01 SOLID SURFACE WINDOW SILL, 1/4" THICK WITH 1" OVERHANG AND 1 1/2" APRON. TYPICAL AT ALL WINDOWS. DEPTHS VARY.
- 064100.A21 1 1/2" THICK SOLID SURFACE TRANSACTION COUNTERTOP WITH 1/8" RADIUS EDGES.
- 064100.B11 TRANSPARENT FINISH WHITE MAPLE WOOD COAT RACK.
- 083313.A01 ROLL UP COUNTER DOOR WITH TRIM (TYPE 1) AS MANUFACTURED BY THE COOKSON COMPANY (PHOENIX, AZ) OR ARCHITECT APPROVED EQUAL FINISH TO BE SELECTED BY ARCHITECT FROM MANUFACTURER'S FULL COLOR RANGE.
- 085653.A01 ALUMINUM FRAMED PSYCHIATRIC WINDOW VENT WITH INTEGRAL BLINDS. GLAZING TYPE (G-2).
- 092116.23.B51 2 HOUR RATED SHAFT BOTTOM WITH 2 HOUR WALLS TO DECK ABOVE CEILING. COORDINATE EXTENTS WITH MECHANICAL DUCTS.
- 092216.G10 UPGRADE EXISTING PARTITION TO ENSURE COMPLIANCE WITH 1 HOUR RATED PARTITION.
- 092900.C07 INFILL WALL, MATCH EXISTING CONSTRUCTION.
- 102123.A01 CUBICLE CURTAIN TRACK.
- 105123.A01 Z STYLE PLASTIC LAMINATE CLAD TWO TIER LOCKERS.
- 123570.A01 OWNER FURNISHED CONTRACTOR INSTALLED CASEWORK AS MANUFACTURED BY MIDMARK CORPORATION. REFERENCE DRAWINGS FOR CASEWORK DESIGN.
- PLUMB.A07 CLINICAL SINK.
- PLUMB.B03 FLOOR DRAIN.



FLOOR PLAN LEGEND

XXXXXX.XX	XXX	XXXX	X
PLAN NOTE	EQUIPMENT NUMBER	ROOM NAME/ NUMBER	FRAME ELEVATION/ GLASS TYPE
NEW DOOR/ NUMBER	INTERIOR ELEVATION	DETAIL/ SECTION	PARTITION TYPE

KEY PLAN



STENGEN HILL ARCHITECTURE
 501 EAST HIGH STREET
 LEXINGTON, KENTUCKY 40502
 859.402.8008
 502.893.1876 fax



ENLARGED THIRD FLOOR PLAN
 BEHAVIORAL HEALTH UNIT RENOVATION
 UK MEDICAL CENTER - PAVILION H
 LEXINGTON, KENTUCKY

CONSTRUCTION DRAWINGS

19 JANUARY 2022 - ADD01
 10 NOVEMBER 2021
 UKY2006

A4.3.A.2

GENERAL NOTES

1. REFERENCE STRUCTURAL, MECHANICAL, PLUMBING, AND ELECTRICAL DRAWINGS FOR DELINEATION OF ALL ASSEMBLIES WITHIN THEIR RESPECTIVE PORTIONS OF WORK.
2. CONTRACTOR SHALL VERIFY FINAL CONFIGURATION OF ALL EQUIPMENT, INCLUDING CONTRACTOR FURNISHED ARCHITECTURAL, MECHANICAL, PLUMBING, AND ELECTRICAL ITEMS ASSOCIATED WITH EQUIPMENT, WITH OWNERS AND ARCHITECT PRIOR TO COMMENCEMENT OF CONSTRUCTION.
3. ALL DIMENSIONS ARE FROM FINISH FACE OF WALL TO FINISHED FACE OF WALL UNLESS OTHERWISE NOTED.
4. PROVIDE MOISTURE RESISTANT GYPSUM BOARD BEHIND AND WITHIN THREE FEET OF ANY PLUMBING FIXTURE TO A HEIGHT OF 8'-0" A.F.F.
5. ALL INTERIOR PARTITIONS SHALL BE PARTITION TYPE 4b UNLESS OTHERWISE NOTED. EXCEPTION: AT LOCATIONS WHERE ONE SIDE OF INTERIOR PARTITION FACES AN UNOCCUPIABLE SPACE, THE INTERIOR PARTITION SHALL BE TYPE 4a UNLESS OTHERWISE NOTED.
6. GYPSUM WALLBOARD AND ACOUSTICAL INSULATION SHALL EXTEND TO 6" ABOVE CEILING IN ALL LOCATIONS UNLESS OTHERWISE NOTED.
7. REFERENCE SPECIFICATION SECTION 108000 FOR TOILET ACCESSORY ITEMS DENIED BY THE TA-X TAG.
8. ALIGN NEW WALLS WITH EXISTING AS SHOWN ON PLANS TO PROVIDE A CONTINUOUS SMOOTH SURFACE.
9. CLEAN ALL EXISTING WINDOW FRAMES, WINDOWS AND SILLS. PROVIDE NEW SEALANT AS REQUIRED TO ENSURE AIR TIGHT CONSTRUCTION.
10. CONTRACTOR TO REINSTALL ANY FLOOR, CEILING OR WALL MOUNTED EQUIPMENT REMOVED TO ACCOMMODATE SCOPE OF NEW WORK.
11. PROVIDE PICK PROOF CAULK AT ALL GAPS, MATERIAL TRANSITIONS AND DOOR FRAMES THROUGHOUT PROJECT. REFERENCE SPECIFICATIONS FOR ADDITIONAL LOCATIONS.
12. PROVIDE 5/8" DRYWALL OVER PLASTER WALLS IN RESTROOMS.
13. CONTRACTOR TO NOTIFY ARCHITECT OF ANY DISCREPANCIES BETWEEN FLOOR PLANS AND EXISTING CONDITIONS.
14. PROVIDE 16 GAUGE STUDS WHERE PSYCHIATRIC WINDOWS ARE TO BE INSTALLED. WINDOWS REQUIRE A 16 GAUGE STUD FOR COMPLIANT ATTACHMENT.

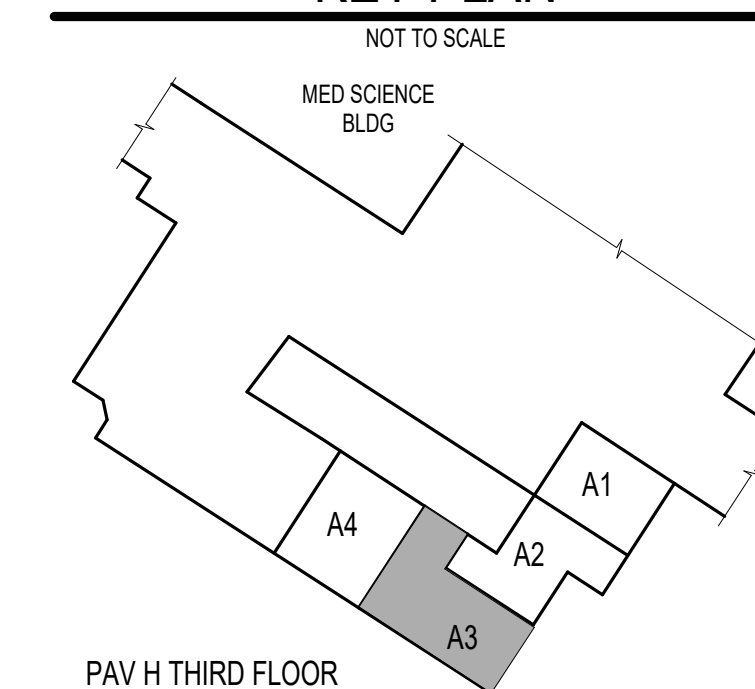
FLOOR PLAN KEYNOTES

- 042200.A10 REPAIR AND PATCH CMU WALLS WHERE CHANNELING FOR DEVICES OCCURED. PROVIDE SMOOTH FINISH TRANSITION TO ADJACENT SURFACE AND PREP FOR ANY REQUIREMENTS FOR NEW FINISHES. TYPICAL ALL LOCATIONS.
- 064100.A01 SOLID SURFACE WINDOW SILL, 1/4" THICK WITH 1" OVERHANG AND 1 1/2" APRON. TYPICAL AT ALL WINDOWS. DEPTHS VARY.
- 064100.A21 1 1/2" THICK SOLID SURFACE TRANSACTION COUNTERTOP WITH 1/8" RADIUSED EDGES.
- 064100.B11 TRANSPARENT FINISH WHITE MAPLE WOOD COAT RACK.
- 08313.A01 ROLL UP COUNTER DOOR WITH TRIM (TYPE 1) AS MANUFACTURED BY THE COOKSON COMPANY (PRICENIK A2) OR ARCHITECT APPROVED EQUAL FINISH TO BE SELECTED BY ARCHITECT FROM MANUFACTURER'S FULL COLOR RANGE.
- 085653.A01 ALUMINUM FRAMED PSYCHIATRIC WINDOW VENT WITH INTEGRAL BLINDS. GLAZING TYPE (G-2).
- 087100.B02 SALOON STYLE SOFT SUICIDE PREVENTION DOOR MOUNTED TO MAGNETIC HINGE PLATES.
- 08713.A01 WINDOW FILM (TYPE 1).
- 092216.G10 UPGRADE EXISTING PARTITION TO ENSURE COMPLIANCE WITH 1 HOUR RATED PARTITION.
- 092900.C07 INFILL WALL, MATCH EXISTING CONSTRUCTION.
- 092900.F05 PATCH AND REPAIR WALL WHERE HEATING UNIT WAS REMOVED. FINISH TO BE SMOOTH AND PREPARED TO RECEIVE PAINT. TYPICAL AT ALL LOCATIONS.
- 096513.A03 INSTALL RUBBER BASE ON TOE KICK AND ALL EXPOSED SIDES OF OWNER PROVIDED CASEWORK. TYPICAL AT ALL OWNER PROVIDED CASEWORK.
- 102123.A01 CUBICLE CURTAIN TRACK.
- 105123.A01 Z STYLE PLASTIC LAMINATE CLAD TWO TIER LOCKERS.
- 123570.A01 OWNER FURNISHED CONTRACTOR INSTALLED CASEWORK AS MANUFACTURED BY MIDMARK CORPORATION. REFERENCE DRAWINGS FOR CASEWORK DESIGN.
- PLUMB.A07 CLINICAL SINK.
- PLUMB.B03 FLOOR DRAIN.


FLOOR PLAN LEGEND

XXXXXX	XXX	XXXXX XXX	X G-X
PLAN NOTE	EQUIPMENT NUMBER	ROOM NAME/ NUMBER	FRAME ELEVATION/ GLASS TYPE
NEW DOOR/ NUMBER	INTERIOR ELEVATION	DETAIL/ SECTION	PARTITION TYPE
NEW WALL	EXISTING WALL		

KEY PLAN



501 EAST HIGH STREET
LEXINGTON, KENTUCKY 40502
859.402.8008
502.893.1876 fax

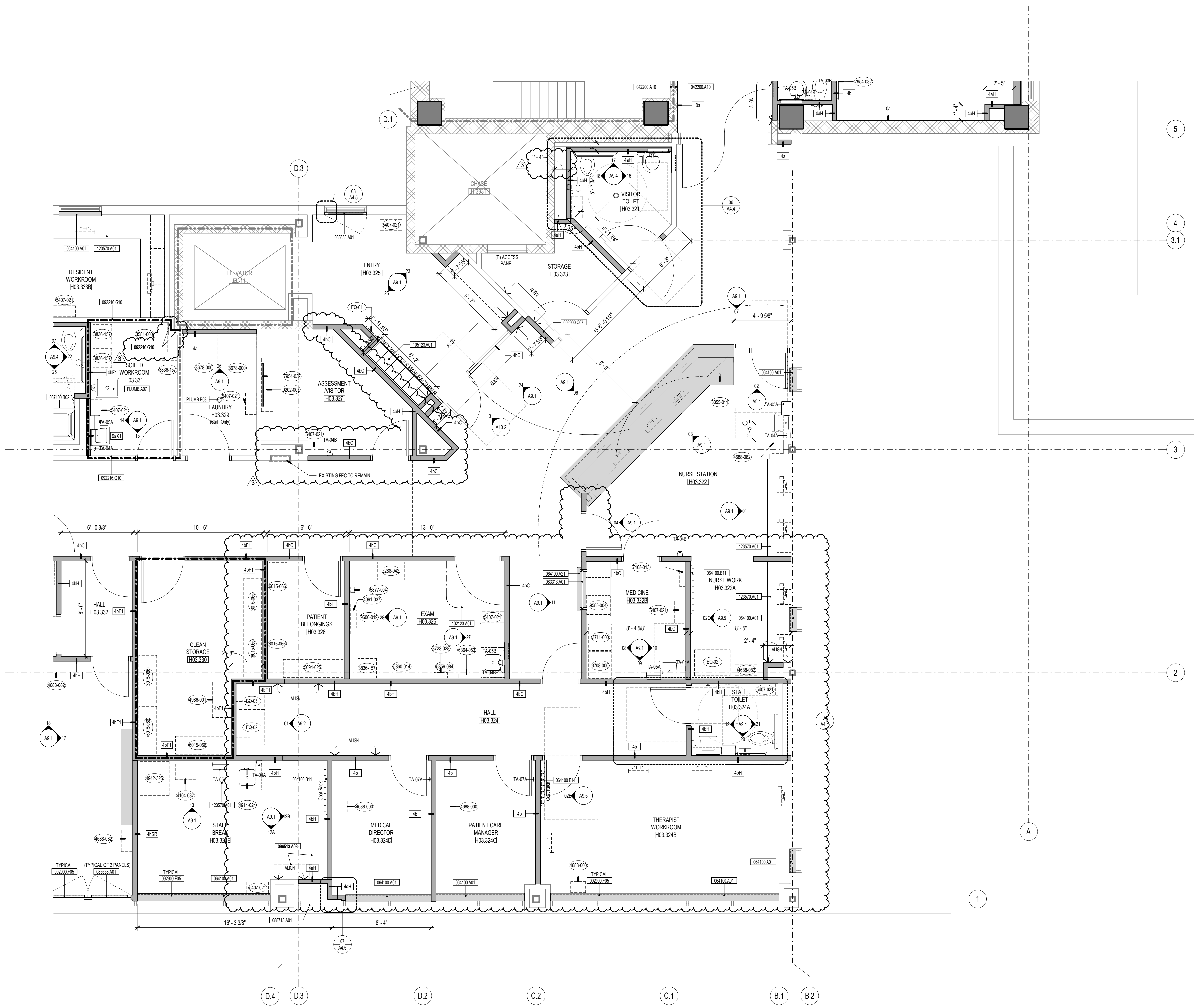


ENLARGED THIRD FLOOR PLAN
BEHAVIORAL HEALTH UNIT RENOVATION
UK MEDICAL CENTER - PAVILION H
LEXINGTON, KENTUCKY

19 JANUARY 2022 - ADD01
10 NOVEMBER 2021
UKY2006

A4.3.A.3

CONSTRUCTION DRAWINGS



ENLARGED
19 THIRD FLOOR PLAN - AREA 'A3'
A4.3.A.3 1/4" = 1'-0" TRUE NORTH PLAN NORTH

GENERAL NOTES

- REFERENCE STRUCTURAL, MECHANICAL, PLUMBING, AND ELECTRICAL DRAWINGS FOR DELINEATION OF ALL ASSEMBLIES WITHIN THEIR RESPECTIVE PORTIONS OF WORK.
- CONTRACTOR SHALL VERIFY FINAL CONFIGURATION OF ALL EQUIPMENT, INCLUDING CONTRACTOR FURNISHED ARCHITECTURAL, MECHANICAL, PLUMBING, AND ELECTRICAL ITEMS ASSOCIATED WITH EQUIPMENT, WITH OWNERS AND ARCHITECT PRIOR TO COMMENCEMENT OF CONSTRUCTION.
- ALL DIMENSIONS ARE FROM FINISH FACE OF WALL TO FINISHED FACE OF WALL UNLESS OTHERWISE NOTED.
- PROVIDE MOISTURE RESISTANT GYPSUM BOARD BEHIND AND WITHIN THREE FEET OF ANY PLUMBING FIXTURE TO A HEIGHT OF 8'-0" A.F.F.
- ALL INTERIOR PARTITIONS SHALL BE PARTITION TYPE 4b UNLESS OTHERWISE NOTED. EXCEPTION: AT LOCATIONS WHERE ONE SIDE OF INTERIOR PARTITION FACES AN UNOCCUPIABLE SPACE, THE INTERIOR PARTITION SHALL BE TYPE 4a UNLESS OTHERWISE NOTED.
- GYPSUM WALLBOARD AND ACOUSTICAL INSULATION SHALL EXTEND TO 6" ABOVE CEILING IN ALL LOCATIONS UNLESS OTHERWISE NOTED.
- REFERENCE SPECIFICATION SECTION 108000 FOR TOILET ACCESSORY ITEMS DENIED BY THE TA-X TAG.
- ALIGN NEW WALLS WITH EXISTING AS SHOWN ON PLANS TO PROVIDE A CONTINUOUS SMOOTH SURFACE.
- CLEAN ALL EXISTING WINDOW FRAMES, WINDOWS AND SILLS. PROVIDE NEW SEALANT AS REQUIRED TO ENSURE AIR TIGHT CONSTRUCTION.
- CONTRACTOR TO REINSTALL ANY FLOOR, CEILING OR WALL MOUNTED EQUIPMENT REMOVED TO ACCOMMODATE SCOPE OF NEW WORK.
- PROVIDE PICK PROOF CAULK AT ALL GAPS, MATERIAL TRANSITIONS AND DOOR FRAMES THROUGHOUT PROJECT. REFERENCE SPECIFICATIONS FOR ADDITIONAL LOCATIONS.
- PROVIDE 5/8" DRYWALL OVER PLASTER WALLS IN RESTROOMS.
- CONTRACTOR TO NOTIFY ARCHITECT OF ANY DISCREPANCIES BETWEEN FLOOR PLANS AND EXISTING CONDITIONS.
- PROVIDE 16 GAUGE STUDS WHERE PSYCHIATRIC WINDOWS ARE TO BE INSTALLED. WINDOWS REQUIRE A 16 GAUGE STUD FOR COMPLIANT ATTACHMENT.

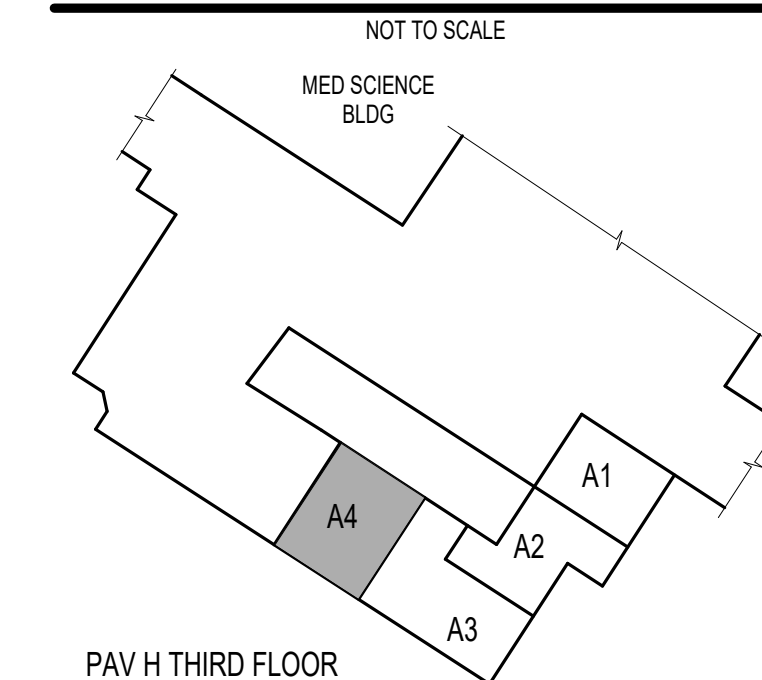
FLOOR PLAN KEYNOTES

- 035416.A03 INFILL RIGID INSULATION, TOPPING SLAB AND TRAFFIC COATING WHERE REMOVED TO INSTALL EXTENDED CONCRETE CURB.
- 064100.A01 SOLID SURFACE WINDOW SILL, 1 1/4" THICK WITH 1" OVERHANG AND 1 1/2" APRON, TYPICAL AT ALL WINDOWS. DEPTHS VARY.
- 064100.A15 SOLID SURFACE COUNTER.
- 064100.B11 TRANSPARENT FINISH WHITE MAPLE WOOD COAT RACK.
- 071813.A01 PEDESTRIAN TRAFFIC COATING OVER NEW RAMP, RAMP LANDING, CONCRETE CURB AND EXPOSED KEYED IN CURB EXTENSION.
- 071813.A02 PEDESTRIAN TRAFFIC COATING OVER EXTENTS OF EXISTING CONCRETE SLAB.
- 072419.A01 EXTERIOR INSULATION AND FINISH SYSTEM. PROVIDE REVEALS (RV) AS INDICATED ON EXTERIOR ELEVATIONS.
- 079200.A21 CAULK GAPS BETWEEN WALL AND DOWNSPOUT WITH PICK PROOF CAULK.
- 083313.A01 ROLL UP COUNTER DOOR WITH TRIM (TYPE 1) AS MANUFACTURED BY THE COOKSON COMPANY (PHENIX A2) OR ARCHITECT APPROVED EQUAL FINISH TO BE SELECTED BY ARCHITECT FROM MANUFACTURER'S FULL COLOR RANGE.
- 085653.A01 ALUMINUM FRAMED PSYCHIATRIC WINDOW VENT WITH INTEGRAL BLINDS, GLAZING TYPE (G-2).
- 085656.A01 ALUMINUM FRAMED SECURITY SCREEN.
- 087100.B02 SALOON STYLE SOFT SUICIDE PREVENTION DOOR MOUNTED TO METALLIC HINGE PLATES.
- 092216.G10 UPGRADE EXISTING PARTITION TO ENSURE COMPLIANCE WITH 1 HOUR RATED PARTITION.
- 092900.C06 INFILL WALL WHERE RECESSED SHELF WAS REMOVED.
- 092900.C07 INFILL WALL MATCH EXISTING CONSTRUCTION.
- 092900.F05 PATCH AND REPAIR WALL WHERE HEATING UNIT WAS REMOVED. FINISH TO BE SMOOTH AND PREPARED TO RECEIVE PAINT, TYPICAL AT ALL LOCATIONS.
- 123570.A01 OWNER FURNISHED CONTRACTOR INSTALLED CASEWORK AS MANUFACTURED BY MIDMARK CORPORATION. REFERENCE DRAWINGS FOR CASEWORK DESIGN.
- ELECT.A02 ILLUMINATED MIRROR.
- PLUMB.A07 HEAVY GAUGE DOWNSPOUT W/CAST IRON BOOT TIED INTO CANOPY DRAINAGE SYSTEM.
- PLUMB.A03 CLINICAL SINK.
- PLUMB.A09 TRENCH DRAIN.
- PLUMB.B03 FLOOR DRAIN.
- STRUC.A03 CONCRETE CURB.
- STRUC.A06 CONCRETE TOPPING SLAB AT RAMP.

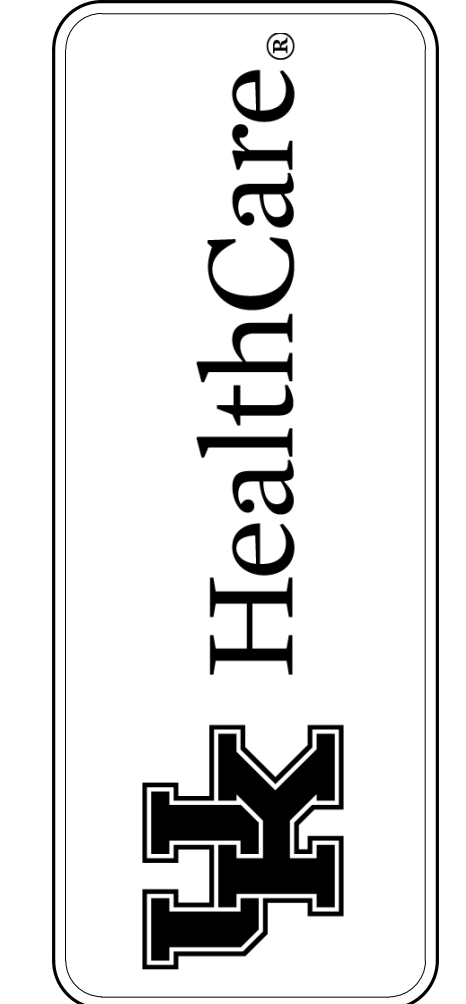
FLOOR PLAN LEGEND

XXXXXX.XX	XXX	XXXX	X
PLAN NOTE	EQUIPMENT NUMBER	ROOM NAME/ NUMBER	FRAME ELEVATION/ GLASS TYPE
NEW DOOR/ NUMBER	INTERIOR ELEVATION	DETAIL/ SECTION	PARTITION TYPE
NEW WALL	EXISTING WALL		

KEY PLAN



501 EAST HIGH STREET
LEXINGTON, KENTUCKY 40502
859.402.8008
502.893.1876 fax



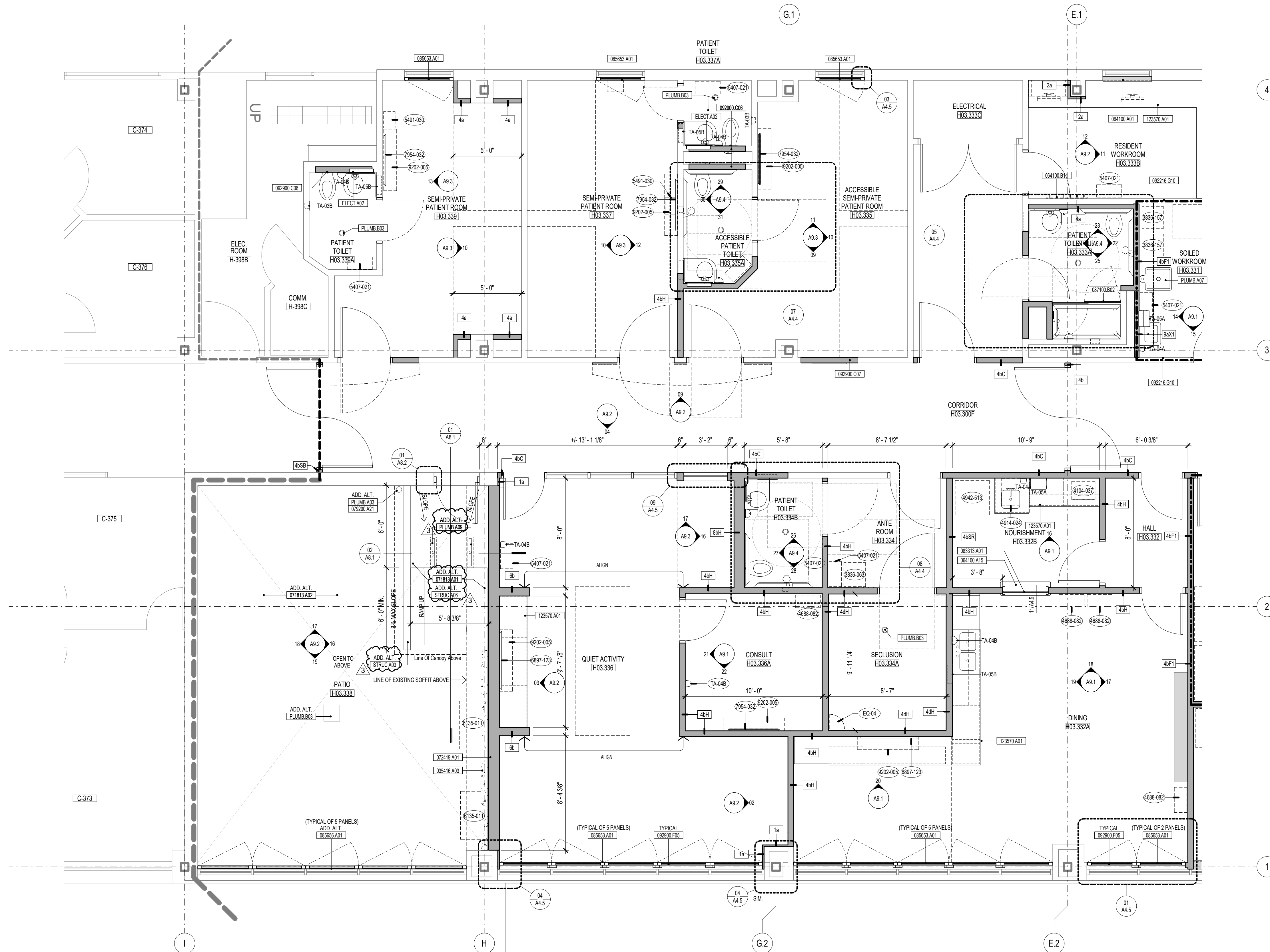
ENLARGED THIRD FLOOR PLAN
BEHAVIORAL HEALTH UNIT RENOVATION
UK MEDICAL CENTER - PAVILION H
LEXINGTON, KENTUCKY

19 JANUARY 2022 - ADD01

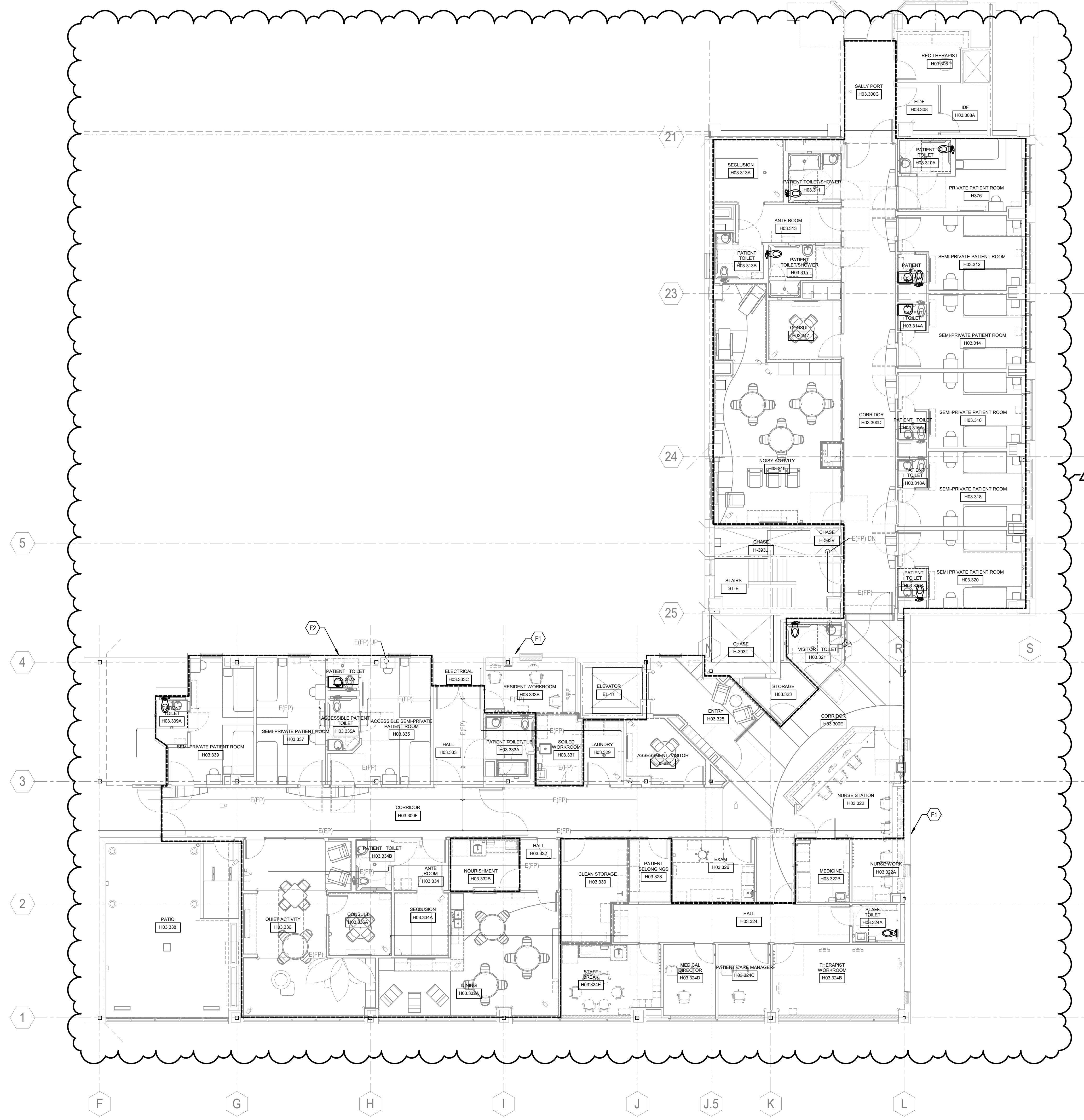
10 NOVEMBER 2021
UKY2006

A4.3.A.4

CONSTRUCTION DRAWINGS



ENLARGED
15 THIRD FLOOR PLAN - AREA 'A4'
A4.3.A.4 1/4" = 1'-0" TRUE NORTH PLAN NORTH





TAGGED NOTES

F1 EXISTING BUILDING. REMOVE ALL SPRINKLER HEADS IN AREAS WITH NEW CEILINGS. DUCT WORK AND/OR PIPING. EXISTING SPRINKLER MAIN AND BRANCHES TO REMAIN. PROVIDE NEW SPRINKLER HEADS TO PROVIDE WITH A 100% WET PIPE SPRINKLER HEAD COVERAGE SYSTEM AS REQUIRED TO MEET NFPA-13 REQUIREMENTS. PROVIDE CONCEALED SPRINKLER HEADS IN ALL AREAS WITH NEW CEILINGS OUTSIDE OF OUTLINED AREA. SPRINKLER HEADS IN OUTLINED AREA SHALL BE TAMPER-RESISTANT, ANTI-LIGATURE. REFER TO TAG NOTE F2 FOR MORE INFORMATION. COORDINATE SPRINKLER HEADS WITH NEW CEILING, DUCT WORK, LIGHTS AND OTHER TRADE PIPES. REFER TO ARCHITECT'S REFLECTED CEILING PLANS FOR CEILING LAYOUT. COORDINATE THE COLOR SELECTION OF THE SPRINKLER HEAD COVER PLATES WITH THE ARCHITECT.

F2 AREA WITHIN OUTLINED AREA SHALL BE TYCO RAVEN SPRINKLE HEADS. REFER TO ARCHITECTURAL SECURITY PROVISIONS PLAN FOR MORE INFORMATION.

STENGELHILL ARCHITECTURE

501 EAST HIGH STREET
 LEXINGTON, KENTUCKY 40502
 859.402.8008
 502.893.1876 fax



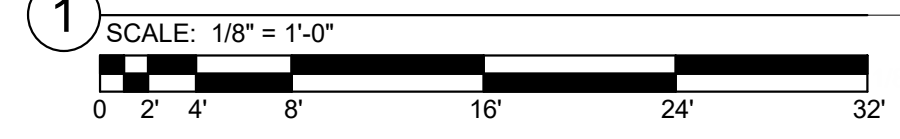
THIRD FLOOR - FIRE PROTECTION PLAN
 BEHAVIORAL HEALTH UNIT RENOVATION
 UK MEDICAL CENTER - PAVILION H
 LEXINGTON, KENTUCKY

1 ADDENDUM#1 01/19/22

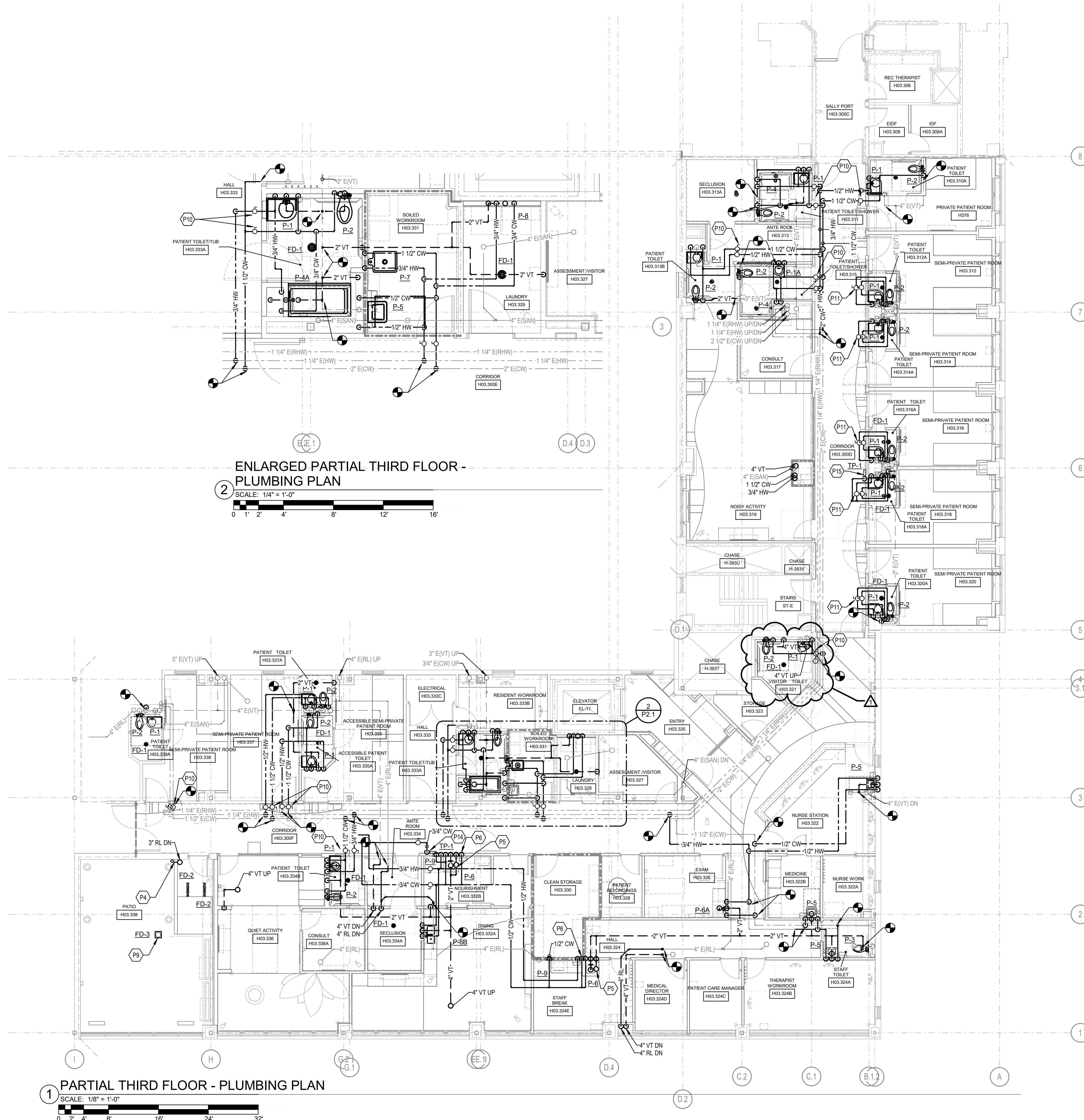
10 NOVEMBER 2021
 UKY2006/XKBH20

F2.0

PARTIAL THIRD FLOOR - FIRE PROTECTION PLAN



CONSTRUCTION DRAWINGS




ENLARGED PARTIAL THIRD FLOOR - PLUMBING PLAN
 SCALE: 1/4" = 1'-0"
 0 1' 2' 4' 8' 12' 16'

PARTIAL THIRD FLOOR - PLUMBING PLAN
 SCALE: 1/8" = 1'-0"
 0 2' 4' 8' 16' 24' 32'

#	TAGGED NOTES
P4	ALUMINIUM GAGE DOWNSPOUT. CAST IRON BOOT AT FLOOR SLAB.
P5	PROVIDE PIPING FROM ICE MAKER TO PIPE INDIRECTLY INTO OPEN RECEPTACLE UNDERNEATH SINK.
P6	DOMESTIC COLD WATER PIPE TO ICE MAKER.
P9	FLOOR DRAIN IS INCLUDED IN ALTERNATE #1.
P10	PROVIDE SOLENOID SHUT-OFF VALVES ON HOT AND COLD WATER SUPPLIES TO TURN OFF WATER FOR PLUMBING FIXTURES IN THE RESTROOM. KEY SWITCH IS PROVIDED OUTSIDE OF BATHROOM.
P11	ROUTE HOT AND COLD WATER SUPPLIES FROM THE CHASE BEHIND THE FIXTURES TO THE CORRIDOR NEXT TO THE BATHROOM. PROVIDE SOLENOID SHUT-OFF VALVES ON HOT AND COLD WATER SUPPLIES. THEN INSTALL WATER SUPPLIES BACK TO THE FIXTURES PER THE PLUMBING FIXTURE SCHEDULE. MAKE SURE TO ISOLATE INDIVIDUAL BATHROOMS. A KEY SWITCH IS PROVIDED OUTSIDE OF EACH CORRIDOR FOR EACH INDIVIDUAL BATHROOM.
P14	PROVIDE ELECTRICAL WALL MOUNTED TRAP PRIMER MANIFOLD. MOUNT MANIFOLD TO WALL ABOVE CEILING AND CONCEAL MAKE-UP WATER SUPPLIES IN WALL DOWN TO TRAP PRIMER CONNECTIONS OF ALL FLOOR DRAINS IN PATIENT, LAUNDRY, AND SECLUSION ROOMS.
P15	PROVIDE ELECTRICAL WALL MOUNTED TRAP PRIMER MANIFOLD. MOUNT MANIFOLD TO WALL ABOVE CEILING AND CONCEAL MAKE-UP WATER SUPPLIES IN PLUMBING CHASE DOWN TO TRAP PRIMER CONNECTIONS OF ALL FLOOR DRAINS IN PATIENT ROOMS.

STENGENHILL ARCHITECTURE
 501 EAST HIGH STREET
 LEXINGTON, KENTUCKY 40502
 859.402.8008
 502.893.1876 fax

HealthCare

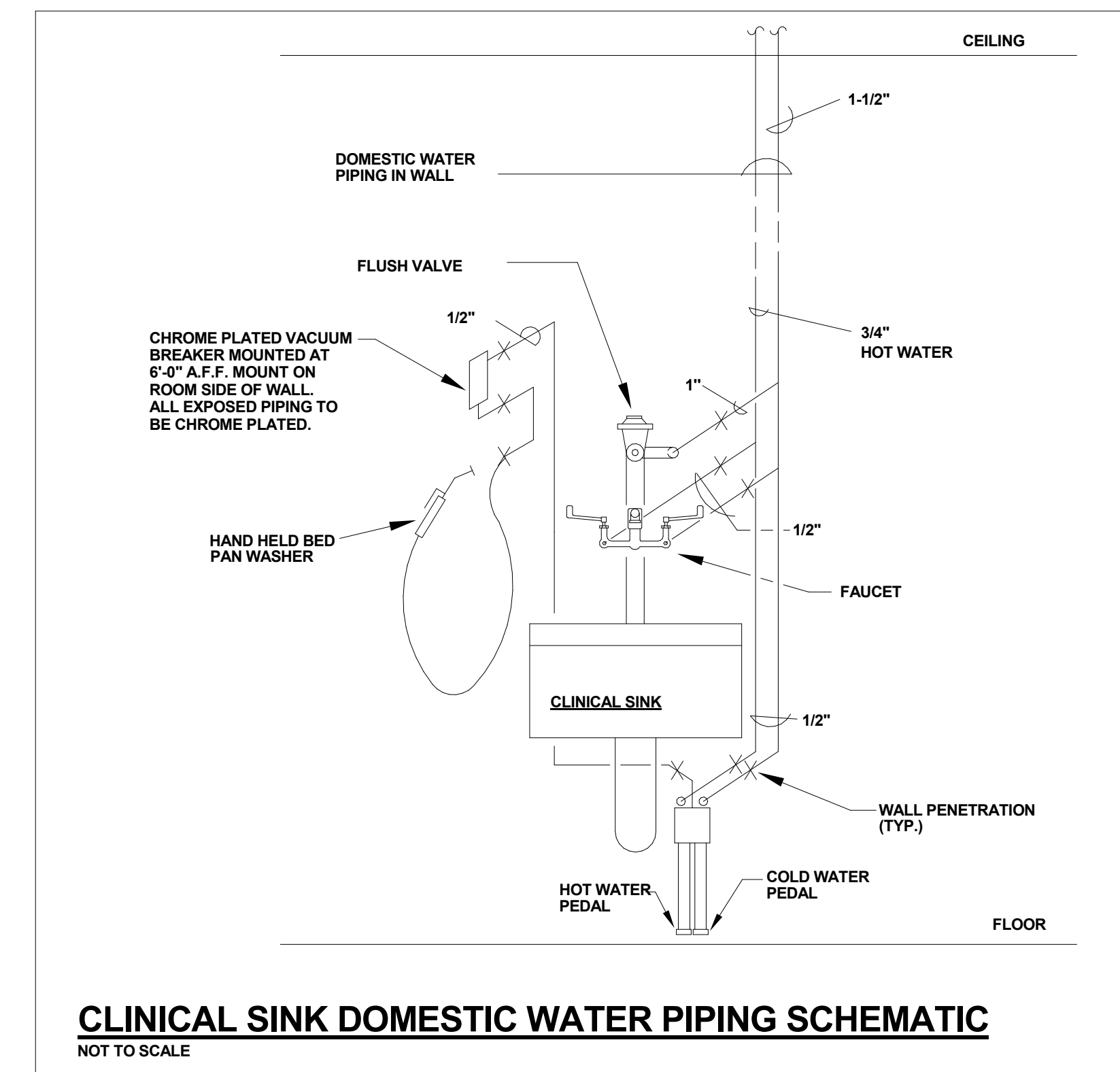
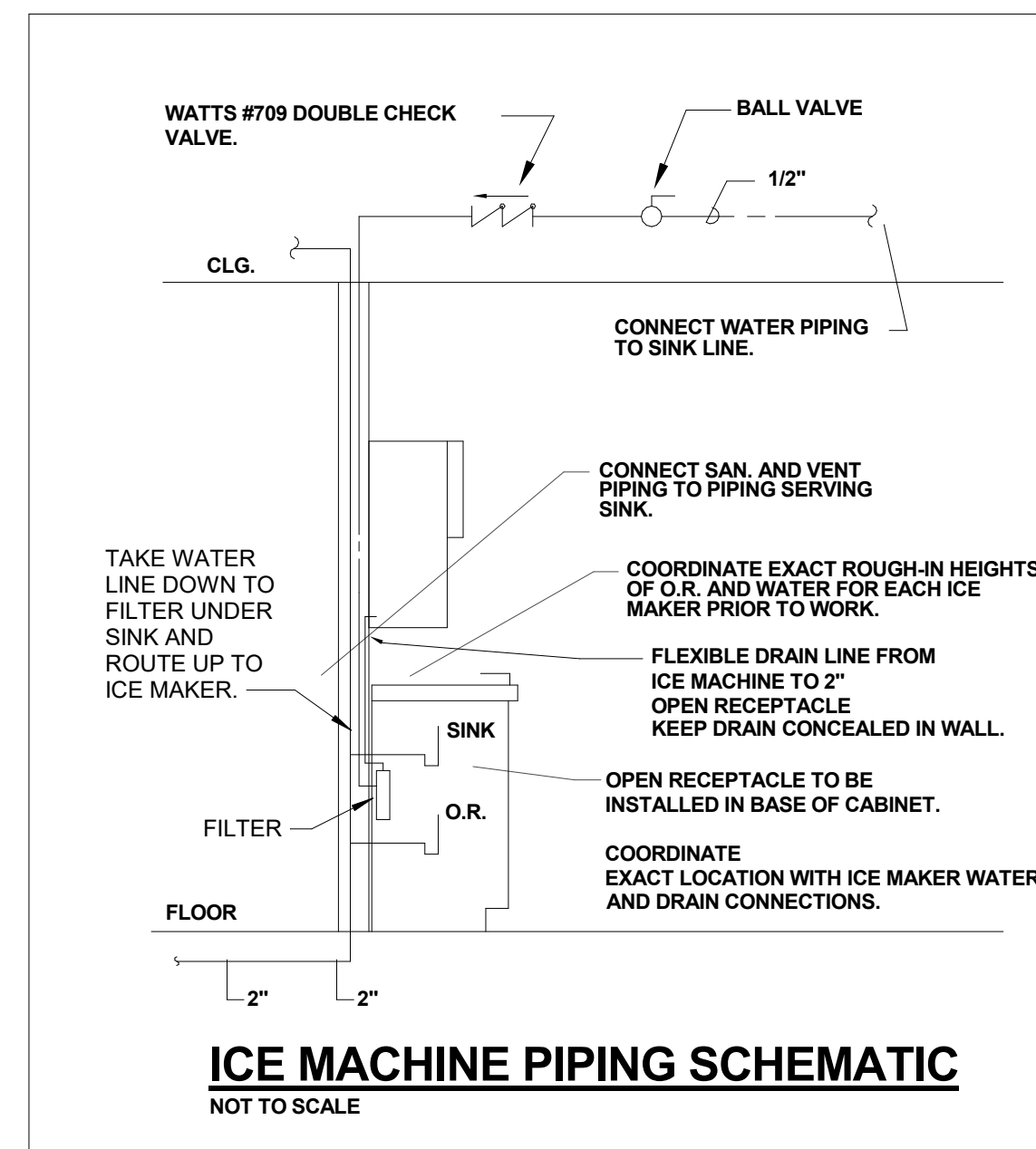
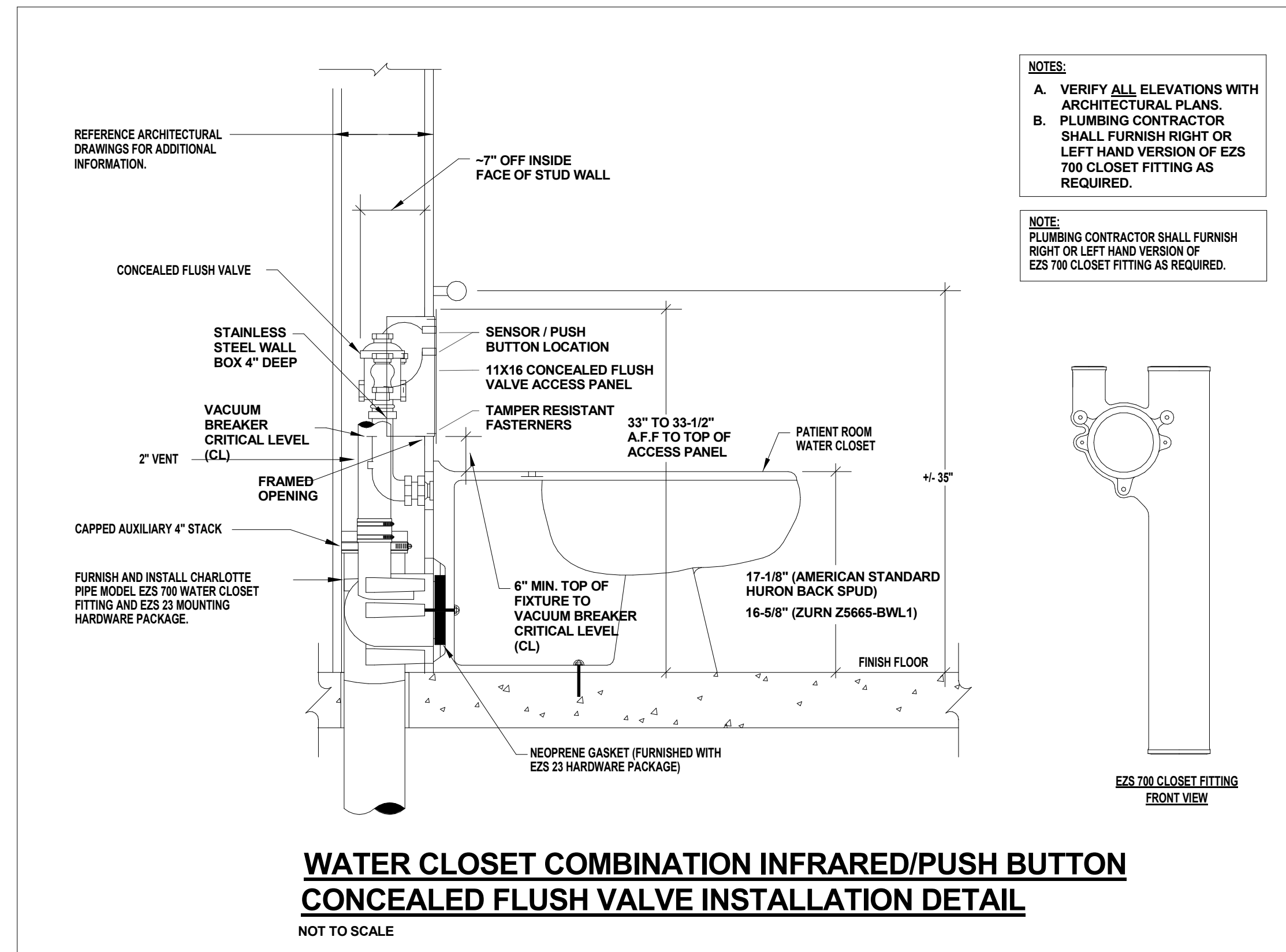
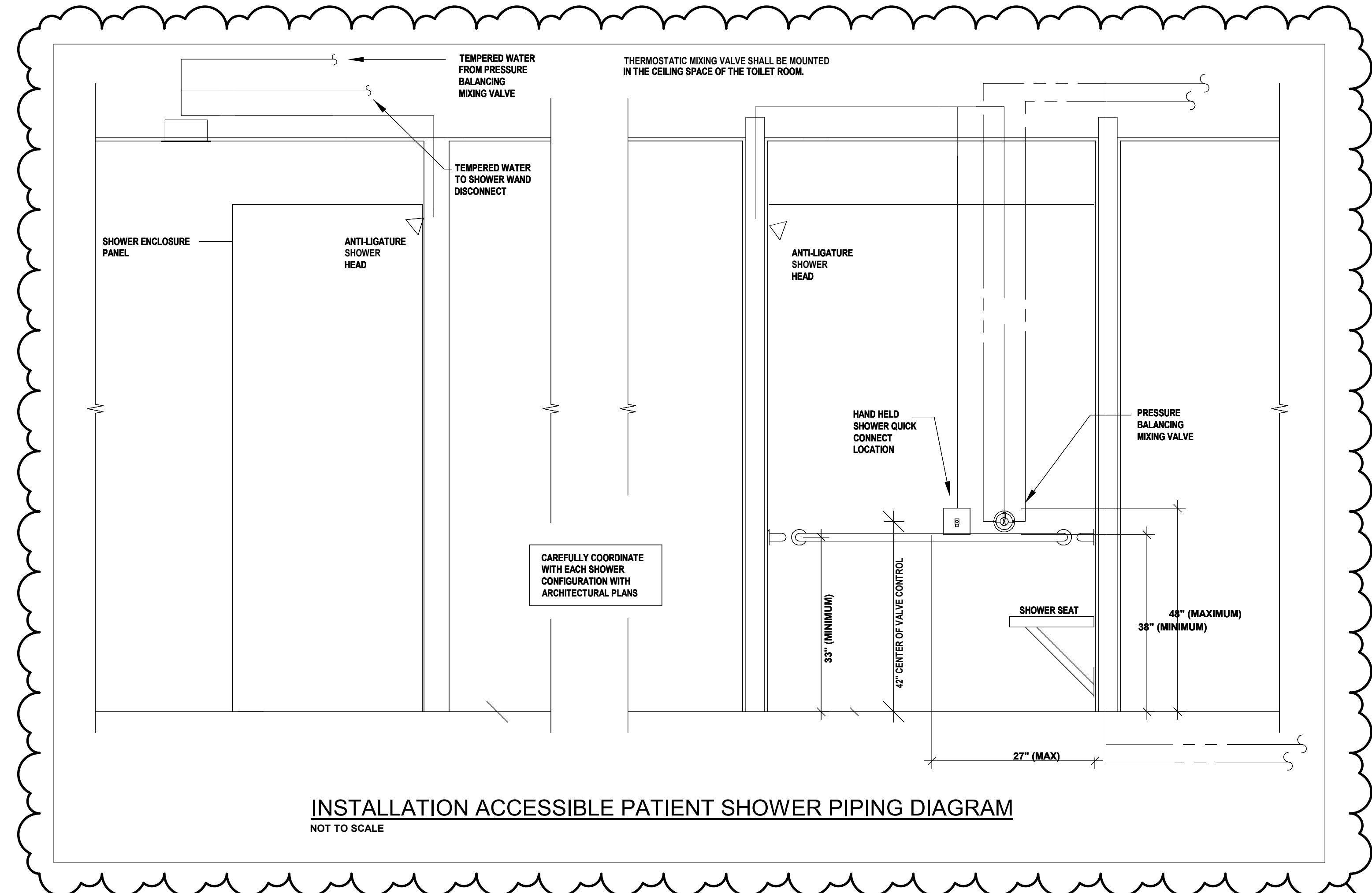
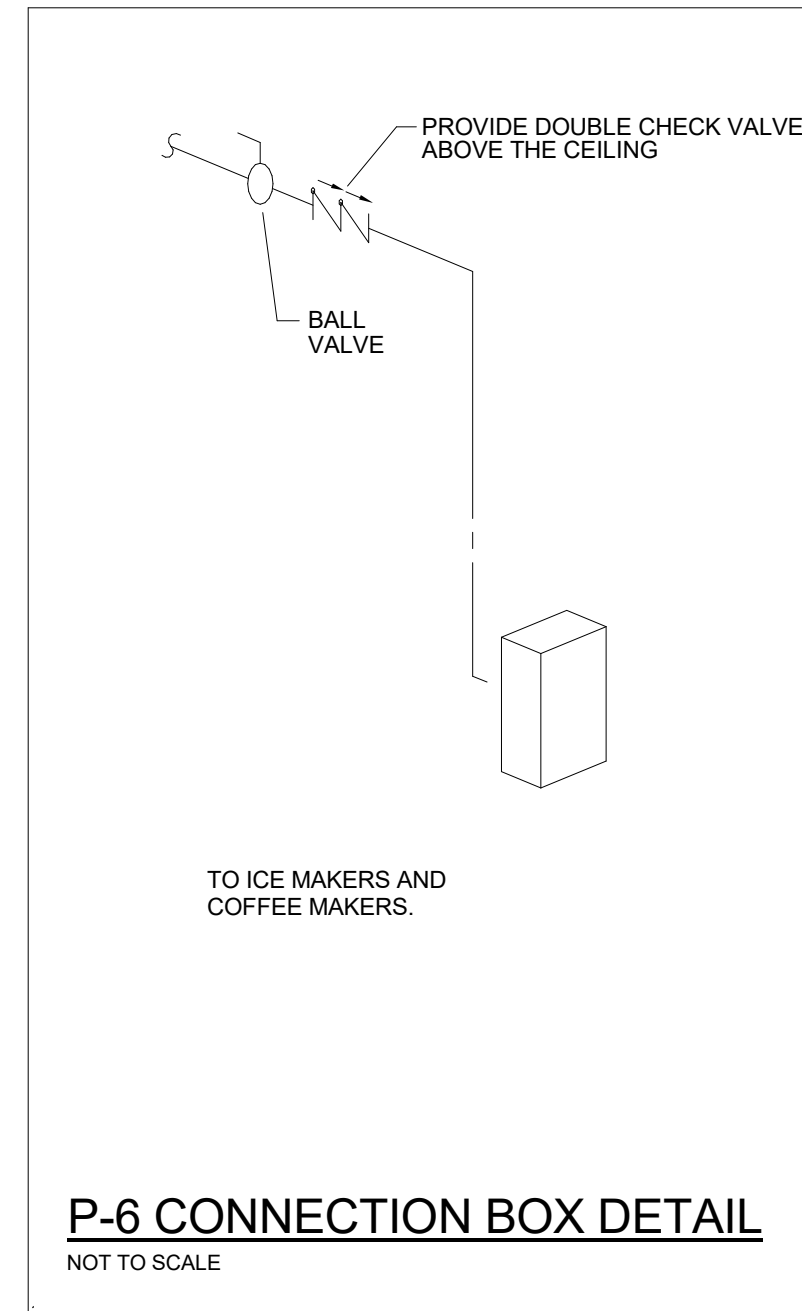


THIRD FLOOR - PLUMBING PLAN
 BEHAVIORAL HEALTH UNIT RENOVATION
 UK MEDICAL CENTER - PAVILION H
 LEXINGTON, KENTUCKY

1 ADDENDUM #3 01/19/22
 10 NOVEMBER 2021
 UKY2006/XKBH20


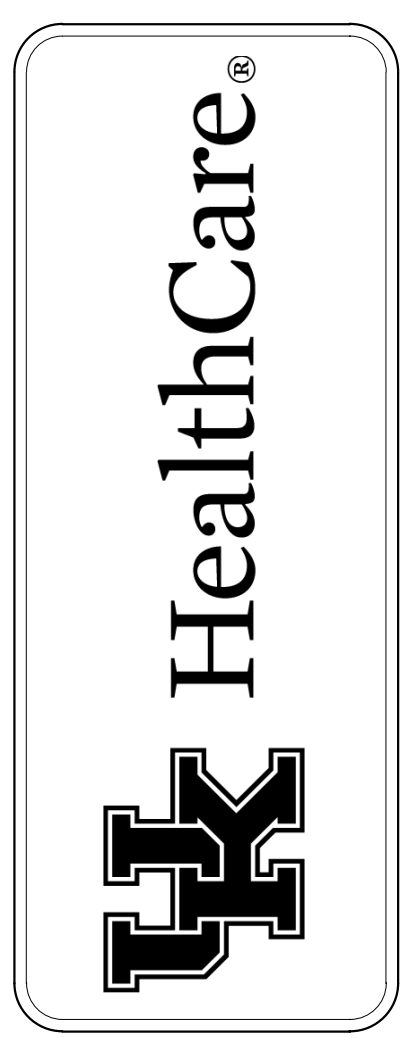
P2.1

CONSTRUCTION DRAWINGS



STENGENHILL
ARCHITECTURE

501 EAST HIGH STREET
LEXINGTON, KENTUCKY 40502
859.402.8008
502.893.1876 fax



PLUMBING DETAILS
BEHAVIORAL HEALTH UNIT RENOVATION
UK MEDICAL CENTER - PAVILION H
LEXINGTON, KENTUCKY


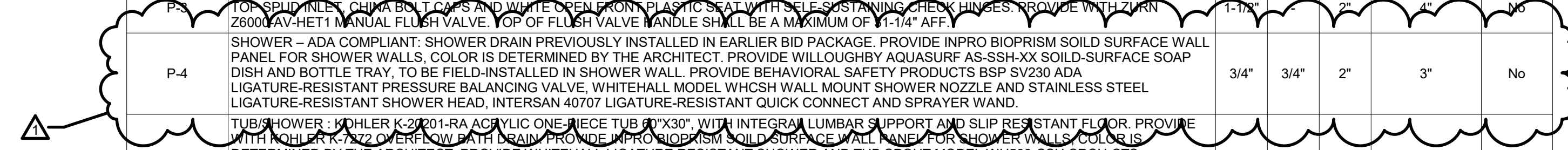
1 ADDENDUM #3 01/19/22

10 NOVEMBER 2021
UKY2006/XKBH20

P3.0



CONSTRUCTION DRAWINGS

PLUMBING FIXTURE SCHEDULE						
TAG	DESCRIPTION	CW	HW	VENT	WASTE/DRAIN	VOLTAGE
FD-1	FLOOR DRAIN - 6" DIA. : WHITEHALL WHFD-6RD-2NH ANTI-LIGATURE FLOOR DRAIN WITH 6" DIAMETER TOP, STAINLESS STEEL STRAINER WITH TAMPER RESISTANT FASTENERS, 2" DRAIN OUTLET AND TRAP PRIMER CONNECTION.	-	-	2"	2"	No
FD-2	TRENCH DRAIN: WHITEHALL WHLD-24-F LIGATURE RESISTANT LINEAR DRAIN WITH FLASHING FLANGE. DRAIN IS FABRICATED FROM 16 GAGE 304 STAINLESS STEEL WITH SATIN FINISH, V TROUGH DRAIN DESIGN WITH CENTER NO-HUB OUTLET. PROVIDE 4" BOTTOM DRAIN AND P-TRAP. TOTAL LENGTH OF TRENCH DRAIN IS TO BE 24". TRENCH DRAINS SHALL BE INSTALLED PER MANUFACTURER'S INSTRUCTIONS AND IN A CODE APPROVED MANNER.	-	-	-	2"	No
FD-3	12" X 12" : ZURN, ZN-610, FLOOR DRAIN WITH 12"X12" LOCKING GRATE, SECONDARY STRAINER, VANDAL-PROOF SECURED TOP, SEDIMENT BUCKET AND GALVANIZED CAST IRON CONSTRUCTION WITH TRAP PRIMER CONNECTION; NICKEL BRONZE STRAINER; 4" DRAIN OUTLET. DRAIN WILL BE INCLUDED IN ALTERNATE #1	-	-	2"	4"	No
P-1	LAVATORY - WHITEHALL WH3776 SOLID SURFACE ADA LAVATORY BACK/SIDE SPLASH, LIGATURE RESISTANT BOTTOM ENCLOSURE WITH ACCESS PANEL, TAMPER-RESISTANT HARDWARE. PROVIDE WITH CONCEALED ARM SUPPORT AND FLOOR-MOUNTED WALL CARRIER. PROVIDE LAVATORY DRAIN WITH INTEGRAL PERFORATED STRAINER, 3/8" ANGLE RIGID SUPPLIES WITH STOPS AND KENTUCKY CODE P-TRAP. BOTTOM ENCLOSURE TO BE PAINTED 18-GUAGE 304 STAINLESS STEEL. PROVIDE WHITEHALL WH3375-SO-001 HARDWIRED INFRARED LIGATURE SENSOR FAUCET. SPRAY-HEAD SHALL BE EQUIPPED WITH INDEPENDENT SPRAY NOZZLE WITH FLOW RESTRICTOR CAPABLE OF 0.5 GPM AND LAMINAR FLOW MULTI-STREAM NOZZLE. PROVIDE THERMOSTATIC MIXING VALVE ASSE 1070 WILKINS MODEL W3870 AND PROVIDE TRANSFORMER IN THE CEILING SPACE ABOVE LAVATORY.	1/2"	1/2"	2"	2"	Yes
P-1A	LAVATORY - WHITEHALL WH3775 - BASIN ADA LAVATORY ANTI-LIGATURE BACK/SIDE SPLASH, LIGATURE RESISTANT BOTTOM ENCLOSURE WITH ACCESS PANEL, TAMPER-RESISTANT HARDWARE. PROVIDE WITH CONCEALED ARM SUPPORT AND FLOOR-MOUNTED WALL CARRIER. PROVIDE LAVATORY DRAIN WITH INTEGRAL PERFORATED STRAINER, 3/8" ANGLE RIGID SUPPLIES WITH STOPS AND KENTUCKY CODE P-TRAP. BOTTOM ENCLOSURE TO BE PAINTED 18-GUAGE 304 STAINLESS STEEL. PROVIDE WHITEHALL WH3375-SO-001 HARDWIRED INFRARED LIGATURE SENSOR FAUCET. SPRAY-HEAD SHALL BE EQUIPPED WITH INDEPENDENT SPRAY NOZZLE WITH FLOW RESTRICTOR CAPABLE OF 0.5 GPM AND LAMINAR FLOW MULTI-STREAM NOZZLE. PROVIDE THERMOSTATIC MIXING VALVE ASSE 1070 WILKINS MODEL W3870 AND PROVIDE TRANSFORMER IN THE CEILING SPACE ABOVE LAVATORY.	1/2"	1/2"	2"	2"	Yes
P-2	WATER CLOSET - ADA COMPLIANT, AMERICAN STANDARD HURON MODEL 3341.001 WITH EVER CLEAN WITH CONCEALED SENSOR FLUSH VALVE (HARD WIRED) WITH PUSH BUTTON ACTUATOR : STAINLESS STEEL ANTI-LIGATURE ACCESS PANEL, FLOOR MOUNTED, REAR OUTLET, 17" HIGH, ELONGATED BOWL, SIPHON JET, 1-1/2" BACK SPUD INLET, CHINA BOLT CAPS, AND WITH INTEGRAL SEAT. PROVIDE WITH AMERICAN STANDARD MODEL 606B 361 INFRARED SENSOR 1.6 GPF FLUSH VALVE OR EQUAL WITH 120 VAC TRANSFORMER AND OVERRIDE BUTTON. OVERRIDE BUTTON SHALL BE A MAXIMUM OF 31" AFF.	1-1/2"	-	2"	4"	Yes
P-3	WATER CLOSET - FLOOR MOUNTED - ZURN Z5665-BWL WITH MANUAL FLUSH VALVE; VITREOUS CHINA, 18" ELONGATED BOWL, SIPHON JET, 1-1/2" TOP SPUD INLET, CHINA BOLT CAPS AND WHITE OPEN FRONT PLASTIC SEAT WITH SELE SUSTAINING CHECK HINGES. PROVIDE WITH ZURN Z6000 4V-HETT1 MANUAL FLUSH VALVE. TOP OF FLUSH VALVE HANDLE SHALL BE A MAXIMUM OF 1'-11 1/4" AFF.	1-1/2"	-	2"	4"	No
P-4	SHOWER - ADA COMPLIANT: SHOWER DRAIN PREVIOUSLY INSTALLED IN EARLIER BID PACKAGE. PROVIDE INPRO BIOPRISM SOLID SURFACE WALL PANEL FOR SHOWER WALLS. COLOR IS DETERMINED BY THE ARCHITECT. PROVIDE WILLOUGHBY AQUASURF AS-SSH-XX SOLID-SURFACE SOAP DISH AND BOTTLE TRAY. TO BE FIELD-INSTALLED IN SHOWER WALL. PROVIDE BEHAVIORAL SAFETY PRODUCTS B5P SV230 ADA LIGATURE-RESISTANT PRESSURE BALANCING VALVE, WHITEHALL MODEL WHCSH WALL MOUNT SHOWER NOZZLE AND STAINLESS STEEL LIGATURE-RESISTANT SHOWER HEAD, INTERSAN 40707 LIGATURE-RESISTANT QUICK CONNECT AND SPRAYER WAND.	3/4"	3/4"	2"	3"	No
P-4A	TUB/SHOWER - KOHLER K-2201-RA ACRYLIC ONE-PIECE TUB 60"X30", WITH INTEGRAL LUMBAR SUPPORT AND SLIP RESISTANT FLOOR. PROVIDE WITH KOHLER K-722 OVERFLOW BATH DRAIN. PROVIDE INPRO BIOPRISM SOLID SURFACE WALL PANEL FOR SHOWER WALLS. COLOR IS DETERMINED BY THE ARCHITECT. PROVIDE WHITEHALL LIGATURE RESISTANT SHOWER AND TUB SPOUT MODEL WH338-CSH-SRCH-CTS, ANTI-LIGATURE SHOWER AND TUB SPOUT ARE CHROME PLATED BRASS WITH 14 GAGE TYPE 304 STAINLESS STEEL WHITE POWDER COATED MOUNTING FLANGE. PRESSURE-BALANCING MIXING VALVE WITH ADJUSTABLE STOP SCREW TO LIMIT HANDLE TURN AND INTEGRAL SERVICE STOPS AND DIVERTER TUB SPOUT, ADA COMPLIANT LIGATURE RESISTANT TRI-LEVEL HANDLES. PROVIDE WITH MOLDED SOAP AND SHAMPOO SHELF AND GRAB BAR ON EACH WALL.	3/4"	3/4"	2"	3"	No
P-5	LAVATORY - ADA - ZURN Z5344 WALL HUNG W/GOOSENECK FAUCET : VITREOUS CHINA, 20" X 18". WALL HUNG LAVATORY WITH 4" FAUCET CENTER CENTERS, CONCEALED ARMS AND A 4" HIGH BACKSLASH. PROVIDE ZURN Z812B4-XL-22F FAUCET WITH AN 4" HIGH CHROME PLATED GOOSENECK FAUCET WITH 4" LONG WRIST BLADE HANDLES, GRID DRAIN, 3/8" ANGLE SUPPLIES WITH STOPS, KENTUCKY CODE P-TRAP, TAILPIECE AND ESCUTCHEONS. INSTALL ON THE SUPPLY LINES AND P-TRAP MOUNT WITH VINYL PLASTIC COVERING INSULATION. INSTALL LAVATORY AT A HEIGHT LEAVING A CLEARANCE OF 29-1/2" FROM THE FLOOR TO THE BOTTOM OF THE APRON AND THE RIM AT 33-7/8" AFF.	1/2"	1/2"	2"	2"	No
P-6	SINGLE COMPARTMENT SINK : SINK TO BE FURNISHED BY OTHERS. PROVIDE WITH ZURN Z812B4-XL-22F 4" RIGID SPOUT GOOSENECK FAUCET WITH 4" WRIST BLADE CONTROL HANDLES, PERFORATED STRAINER, 3/8" ANGLE SUPPLIES WITH STOPS, KENTUCKY CODE P-TRAP, TAILPIECE AND ESCUTCHEONS.	1/2"	1/2"	2"	2"	No
P-6A	SINGLE COMPARTMENT SINK : SINK TO BE FURNISHED BY OTHERS. PROVIDE WHITEHALL WH3375-SO-001 HARDWIRED INFRARED LIGATURE SENSOR FAUCET. SPRAY-HEAD SHALL BE EQUIPPED WITH INDEPENDENT SPRAY NOZZLE WITH FLOW RESTRICTOR CAPABLE OF 0.5 GPM AND LAMINAR FLOW MULTI-STREAM NOZZLE. PROVIDE THERMOSTATIC MIXING VALVE ASSE 1070 WILKINS MODEL W3870 AND PROVIDE TRANSFORMER IN THE CEILING SPACE ABOVE LAVATORY. REAR CENTERED CRUMB CUP STRAINER DRAIN, 3/8" ANGLE SUPPLIES WITH STOPS, KENTUCKY CODE P-TRAP, TAILPIECE AND ESCUTCHEONS.	1/2"	1/2"	2"	2"	Yes
P-6B	DOUBLE COMPARTMENT SINK : SINK TO BE FURNISHED BY OTHERS. PROVIDE WITH ZURN Z812B4-XL-22F 4" SWING SPOUT GOOSENECK FAUCET WITH 4" WRIST BLADE CONTROL HANDLES, PERFORATED STRAINER, 3/8" ANGLE SUPPLIES WITH STOPS, KENTUCKY CODE P-TRAP, TAILPIECE AND ESCUTCHEONS.	1/2"	1/2"	2"	2"	No
P-7	CLINICAL SERVICE SINK - PEDESTAL MOUNTED : ZURN Z5420 FLOOR MOUNTED VITREOUS CHINA CLINICAL SERVICE SINK WITH SIPHON JET FLUSHING ACTION RIM, STAINLESS STEEL RIM GUARDS, 1-1/2" CHROME PLATED BRASS TOP SPUD AND CHROME PLATED BRASS STRAINER. PROVIDE WITH BEDPAN WASHER ASSEMBLY WITH DOUBLE FOOT PEDAL CONTROL MIXING VALVE AND INTEGRAL STOPS, VACUUM BREAKER, HOSE WITH ANGLE SPRAY NOZZLE AND SPRAY HOOK. PROVIDE WITH ZURN Z60842AV-BWN WALL MOUNTED CHROME PLATED SERVICE FAUCET WITH 6" WRIST BLADE HANDLE, SCREWDRIVER STOPS INLET SHANKS, PAIL HOOK AND WALL BRACE, FLUSH VALVE. PROVIDE TERRAZZO CLINICAL SINK BASE (28"X14"X10").	1-1/2"	3/4"	2"	4"	No
P-8	WASHER BOX : RECESSED 20 GAUGE METAL WASHER BOX WITH 1/2" HW AND CW BOTTOM HOSE CONNECTIONS AND 2" DRAIN. PROVIDE WITH WATER HAMMER ARRESTORS IN WATER SUPPLY LINES.	3/4"	3/4"	2"	2"	No
P-9	WATER SUPPLY WALL BOX : 10"X 8-1/2" RECESSED WATER VALVE BOX, 18 GAUGE STEEL BOX WITH A SINGLE 1/2" WATER SUPPLY INLET, ANGLE STOP AND 1/4" COMPRESSION OUTLET.	1/2"	-	-	-	No
TP-1	TRAP PRIMER TYPE-1 : PRECISIONS PLUMBING PRODUCTS PRIME-TIME ELECTRONIC TRAP PRIMING MANIFOLD, WITH ATMOSPHERIC VACUUM BREAKER, PRE-SET 24 HOUR CLOCK, MANUAL OVERRIDE SWITCH, 120 VOLT SOLENOID VALVE WITH 120V/3WIRE CONNECTION. PROVIDE IN 12" X 12" X 4" SURFACE MOUNTED METAL CABINET. PROVIDE WITH 10 OPENING MANIFOLD, UN-USED MANIFOLD OPENING SHALL BE CAPPED. INSTALL UNITS AS REQUIRED BY MANUFACTURER.	3/4"	-	-	-	Yes



STENGENHILL
ARCHITECTURE

501 EAST HIGH STREET
LEXINGTON, KENTUCKY 40502
859.402.8008
502.893.1876 fax



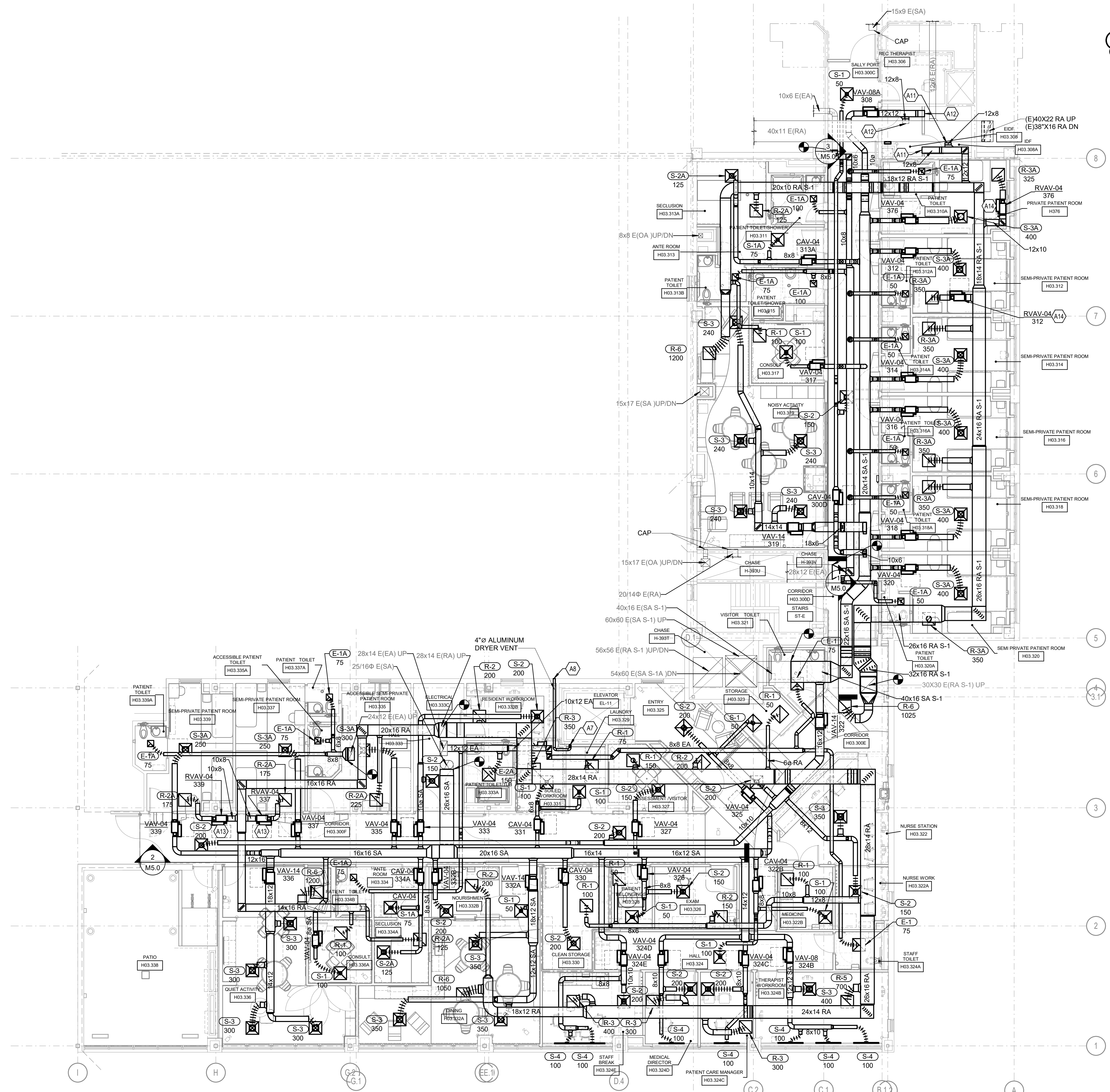
PLUMBING SCHEDULE
BEHAVIORAL HEALTH UNIT RENOVATION
UK MEDICAL CENTER - PAVILION H
LEXINGTON, KENTUCKY

1 ADDENDUM #3 01/19/22

10 NOVEMBER 2021
UKY2006/XKBH20

P4.0

CONSTRUCTION DRAWINGS



GENERAL NOTE:
 1. ALL DUCT BRANCHES SHALL HAVE VOLUME DAMPERS INSTALLED FOR BALANCING PURPOSES.
 2. IN WARD DRY WALL CEILINGS (I.E. PATIENT ROOMS), A BALANCE DAMPER SHALL BE INSTALLED AT THE TAKEOFF OF THE MAIN RETURN DUCT AND INITIALLY BALANCED AND THEN LOCKED IN PLACE AND HANDLE REMOVED. TRIM BALANCING SHALL THEN BE DONE AT THE RETURN AIR FILTERS IN REGRA DAMPER.


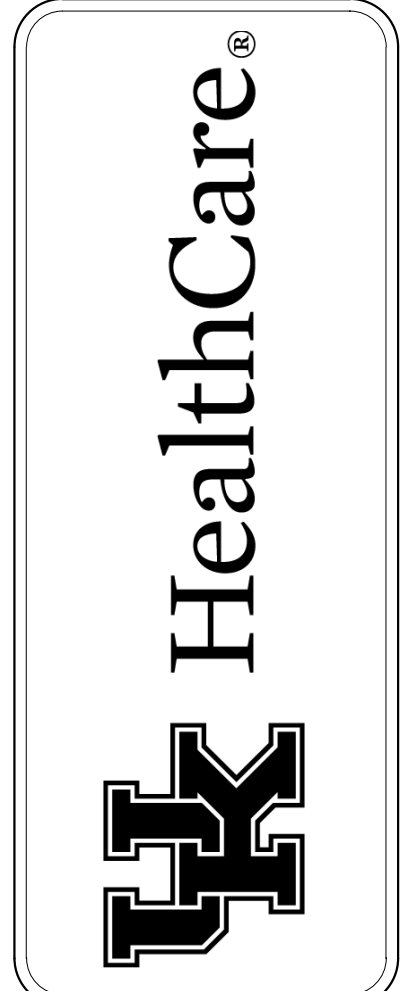
TAGGED NOTES

#	DESCRIPTION
A7	4" DRYER VENT DOWN WALL TO DRYER.
A8	4" DRYER VENT TERMINATE AT EXTERIOR WALL WITH A SEIHO MODEL CFXC SERIES ALUMINUM VENT CAP WITH BACKDRAFT DAMPER AND BIRD LOUVER SCREEN.
A11	COVER RETURN OPENING WITH BIRDSCREEN ON REMOVABLE FRAME. BALANCE TO 400 CFM.
A12	COVER SUPPLY OPENING WITH BIRDSCREEN ON REMOVABLE FRAME. BALANCE TO 400 CFM.
A13	BALANCE VAV BOX RETURN AIR TO 175 CFM IN NORMAL MODE. BALANCE VAV BOX RETURN AIR TO 375 CFM IN NEGATIVE PRESSURE MODE.
A14	BALANCE VAV BOX RETURN AIR TO 325 CFM IN NORMAL MODE. BALANCE VAV BOX RETURN AIR TO 525 CFM IN NEGATIVE PRESSURE MODE.

THIRD FLOOR VAV/CAV MIN/MAX AIRFLOW SCHEDULE

ROOM NUMBER	MARK	MAX AIRFLOW	MAX HEATING	MIN AIRFLOW
300D	CAV-04	200	200	200
308	VAV-08A	800	0	200
312	VAV-04	400	200	175
312	RVAV-04	525	0	325
313A	CAV-04	200	200	200
314	VAV-04	400	200	175
316	VAV-04	400	200	175
317	VAV-04	100	75	50
318	VAV-04	400	200	175
319	VAV-14	800	400	200
320	VAV-04	400	200	175
322	VAV-14	1100	550	275
322B	CAV-04	200	200	200
324B	VAV-08	700	350	175
324C	VAV-04	300	150	75
324D	VAV-04	300	150	75
324E	VAV-04	400	200	100
325	VAV-04	250	125	75
326	VAV-04	150	100	75
327	VAV-04	150	100	75
330	CAV-04	200	200	200
331	CAV-04	200	200	200
332A	VAV-14	1200	600	300
332B	VAV-04	200	100	50
333	VAV-04	150	75	75
334A	CAV-04	200	200	200
335	VAV-04	300	200	175
336	VAV-14	1200	600	300
336A	VAV-04	100	75	50
337	VAV-04	250	200	175
337	RVAV-04	375	0	175
339	VAV-04	250	200	175
339	RVAV-04	375	0	175
376	VAV-04	400	200	175
376	RVAV-04	525	0	325

1 PARTIAL THIRD FLOOR - MECHANICAL
 SCALE: 1/8" = 1'-0"
 0 2' 4' 8' 16' 24' 32'

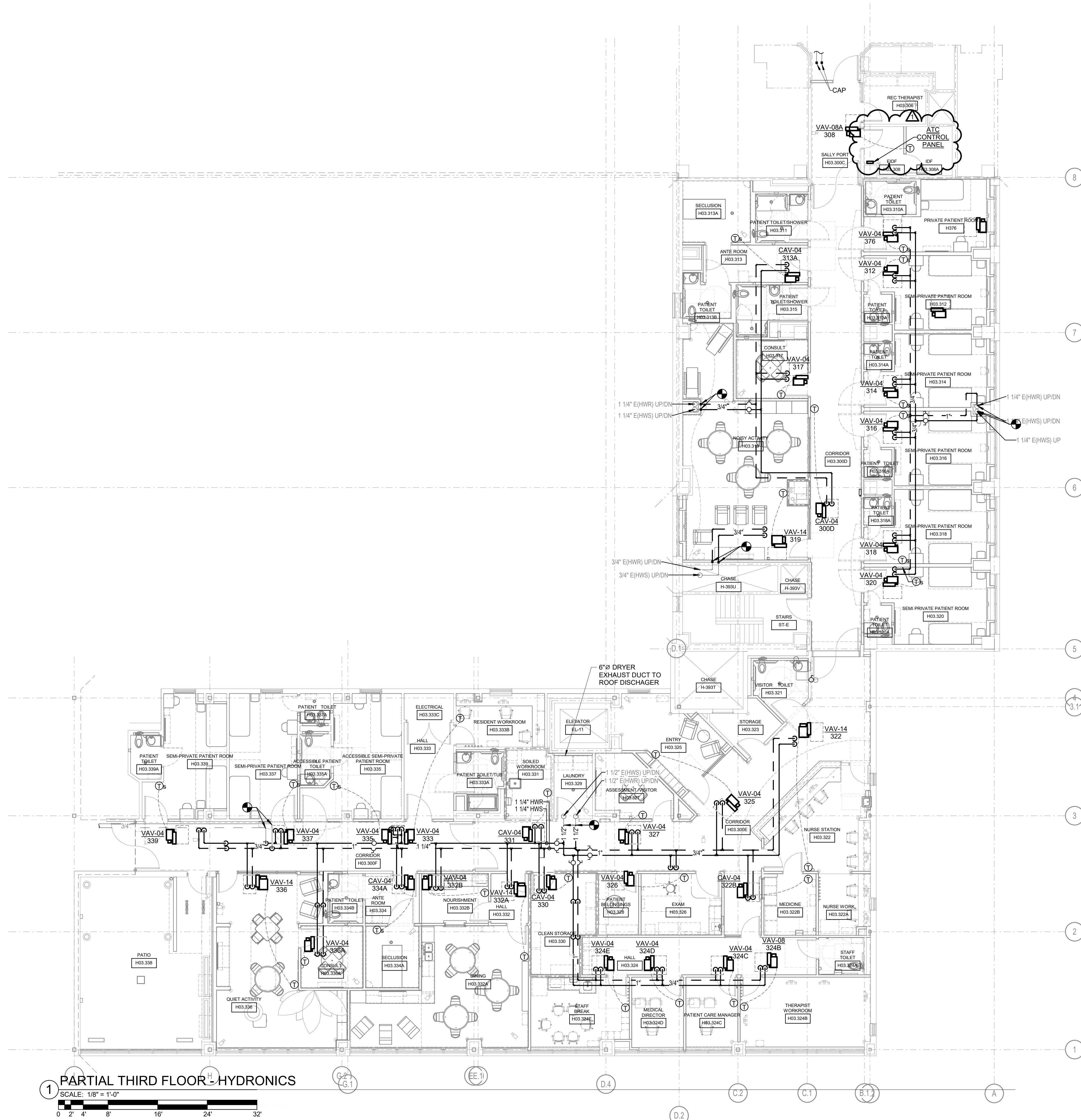


PARTIAL THIRD FLOOR PLAN - AIR DISTRIBUTION NEW WORK
 BEHAVIORAL HEALTH UNIT RENOVATION
 UK MEDICAL CENTER - PAVILION H
 LEXINGTON, KENTUCKY

1 ADDENDUM #3 01/19/22
 10 NOVEMBER 2021
 UKY2006/XKBH20

M3.0

CONSTRUCTION DRAWINGS


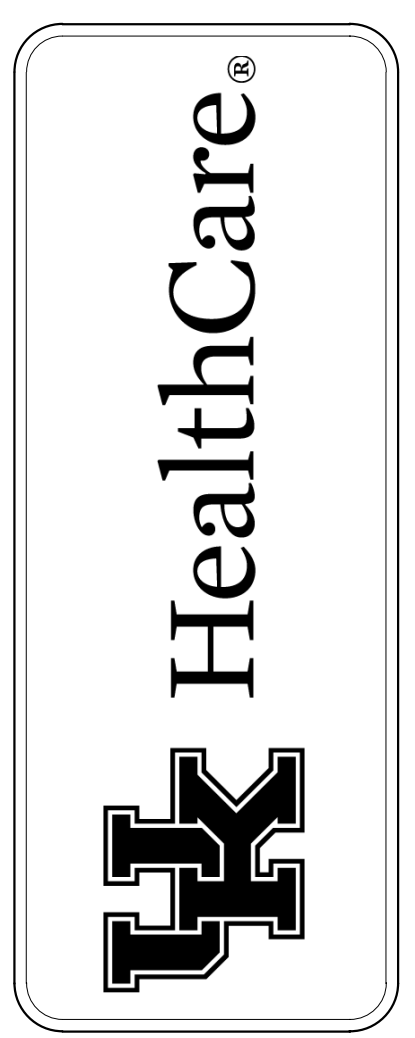


GENERAL NOTES:
 1. ALL SPACE TEMPERATURE SENSORS LOCATED IN PATIENT ROOM SHALL BE A STAINLESS STEEL PLATE TYPE THAT IS FLUSH TO THE WALL.



STENGENHILL
 ARCHITECTURE

501 EAST HIGH STREET
 LEXINGTON, KENTUCKY 40502
 859.402.8008
 502.893.1876 fax



PARTIAL THIRD FLOOR PLAN - HYDRONICS NEW WORK
 BEHAVIORAL HEALTH UNIT RENOVATION
 UK MEDICAL CENTER - PAVILION H
 LEXINGTON, KENTUCKY

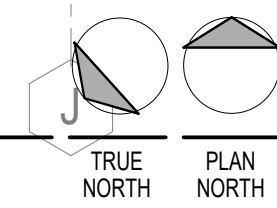
1 ADDENDUM #3 01/19/22
 10 NOVEMBER 2021
 UKY2006/XKBH20

M4.0

CONSTRUCTION DRAWINGS



1 PARTIAL THIRD FLOOR ELECTRICAL DEMO PLAN
1/8" = 1'-0"



ELECTRICAL DEMOLITION NOTES


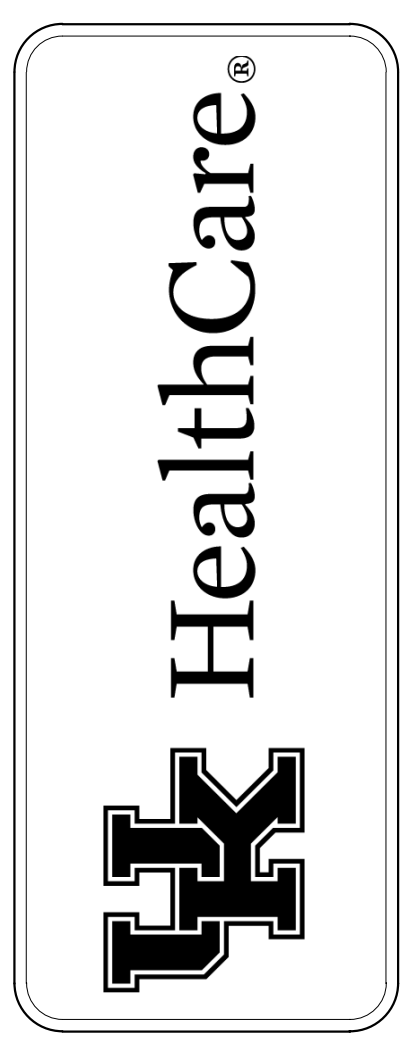
- A DOTTED LINES INDICATE ITEMS FOR REMOVAL (UON) AND SOLID HALF-TONE LINES INDICATE EXISTING ITEMS TO REMAIN.
- B THE CONTRACTOR SHALL MAINTAIN THE CONTINUITY OF EXISTING CIRCUITS THAT CONTAIN DEVICES OR EQUIPMENT THAT ARE TO REMAIN. WHEN DEMOLITION OF AN ELECTRICAL DEVICE (OR CIRCUIT) IS INDICATED ON THE DRAWINGS, THE CONTRACTOR SHALL ENSURE THAT OTHER DEVICES OR EQUIPMENT "UPSTREAM" OR "DOWNSTREAM" ON THE CIRCUIT SHALL REMAIN IN "PRE-DEMOLITION" WORKING ORDER. "LEFT-OVER" CIRCUIT BREAKERS SHALL REMAIN, BE SWITCHED TO OFF POSITION, AND BE LABELED AS SPARES IN THEIR PANELS. PROVIDE NEW TYPEWRITTEN DIRECTORIES FOR ALL PANELS AFFECTED.
- C LOCATIONS OF DEVICES, CONNECTIONS, ETC., INDICATED ON THIS DRAWING WERE TAKEN FROM VARIOUS SOURCES. THEY ARE DIAGNOSTIC ONLY AND ARE SUBJECT TO VARIATION FROM EXISTING CONDITIONS. CERTAIN EXISTING ELEMENTS MAY NOT BE INDICATED AT ALL. THE CONTRACTOR PROPOSING TO DO ANY PART OF THE WORK INDICATED HEREON SHALL VISIT THIS SITE AND DETERMINE TO HIS SATISFACTION THAT THEY MAY COMPLETE ALL WORK REQUIRED FOR THE BID WHICH HE PROPOSES.
- D REMOVE ALL ASSOCIATED BACKBOXES, CONDUIT AND CONDUCTORS FOR DEVICES / FIXTURES / ETC. BEING REMOVED (BACK TO SOURCE). WHETHER INDICATED OR NOT (UON), CONTRACTOR SHALL PATCH AND REPAIR ANY EXISTING WALLS, FLOORS OR CEILINGS WHERE DEVICES ARE SHOWN TO BE REMOVED (PATCH AND REPAIR TO RECEIVE NEW FINISHES - SEE ARCHITECTURAL PLANS).
- E COORDINATE DISPOSAL OF ALL FIXTURES, DEVICES, ETC. (INDICATED FOR DEMOLITION) WITH OWNER. TURN OVER ITEMS REMOVED TO OWNER AT THEIR OPTION.
- F COORDINATE WITH OTHER TRADES FOR THE REMOVAL AND/OR RELOCATION OF ELECTRICAL DEVICES AND CONNECTIONS ASSOCIATED WITH THEIR EQUIPMENT.
- G PROVIDE TEMPORARY EMERGENCY EXIT LIGHTS AT CONSTRUCTION BARRIERS AS REQUIRED.
- H CONTRACTOR SHALL PATCH AND REPAIR ALL EXISTING WALLS / CEILINGS AS REQUIRED WHERE DEVICES ARE BEING REMOVED OR INSTALLED.
- I UNUSED/ABANDONED CONDUCTORS DISCOVERED ABOVE ACCESSIBLE CEILINGS SHALL BE REMOVED IN ACCORDANCE WITH NEC REQUIREMENTS.
- J EXISTING ELECTRICAL SYSTEMS IN CONFLICT WITH CONSTRUCTION SHALL BE RELOCATED TO PERMIT INSTALLATION OF DEVICES AND EQUIPMENT SHOWN ON PLANS.
- K CONTRACTOR SHALL SEAL ALL EXISTING AND NEW PENETRATIONS OF BUILDING ENVELOPE (EXTERIOR WALLS, ROOF, ETC.) WATER-TIGHT AND AS APPROVED BY ARCHITECT AND ENGINEER. ROOFING SHALL BE RESTORED BY A LICENSED ROOFING CONTRACTOR BASED ON WRITTEN INSTRUCTIONS AND DETAILS FROM ROOFING MANUFACTURER AS REQUIRED TO MAINTAIN ROOF WARRANTY. REFER TO ARCHITECTURAL AND ENGINEERING PLANS AND SPECIFICATIONS FOR FURTHER REQUIREMENTS.
- L DEVICES INDICATED WITH AN "R" SHALL BE RELOCATED. REMOVE, PROTECT, AND REINSTALL IN NEW LOCATION INDICATED ON NEW WORK PLANS. INTERCEPT AND EXTEND ALL EXISTING CABLING TO NEW LOCATION. CLEAN AND RE-LAMP RELOCATED LUMINAIRES.
- M ALL EXISTING PANELS AFFECTED BY THIS CONTRACTOR'S WORK SHALL BE PROVIDED WITH NEW TYPE-WRITTEN PANEL DIRECTORIES AND INSERT SLEEVES. PANEL DIRECTORIES SHALL NOT USE ROOM NAMES OR NUMBERS FROM THESE DRAWINGS. DIRECTORIES SHALL BE DETAILED AND COORDINATED WITH OWNER'S SUITE NUMBERS, FINAL ROOM NUMBERS, IT RACK NAMES, WORKSTATION DESIGNATIONS, ETC. UNUSED BREAKERS SHALL BE IN OFF POSITION.
- N CONTRACTOR TO VERIFY THAT THERE ARE NO ELECTRICAL CIRCUITS IN CHASES BEING REMOVED UNDER DEMOLITION WHICH REMAIN IN SERVICE AND CANNOT BE REMOVED. SHOULD SUCH CIRCUITS BE ENCOUNTERED, THE CONTRACTOR IS TO REROUTE AND RECONNECT AS REQUIRED TO MAINTAIN SERVICE.

TAGGED NOTES

#	DESCRIPTION
E2	EXISTING ELECTRICAL PANELS TO REMAIN. PROVIDE NEW LABELS AS NECESSARY TO REFLECT CIRCUITS MODIFIED BY THIS PROJECT. ALL UNUSED BREAKERS ARE TO BE LEFT IN THE OFF POSITION.
E3	EXISTING COMMUNICATIONS ROOM TO REMAIN. REMOVE ALL UNUSED HORIZONTAL CABLE BACK TO TERMINATION POINT.
E4	EXISTING TELEPHONE TERMINAL CABINET TO REMAIN.
E8	EXISTING RECEPTACLE TO BE REMOVED IN ITS ENTIRETY. PULL EXISTING BRANCH CIRCUIT CONDUCTORS BACK TO HEAD END EQUIPMENT AND DISPOSE OF TYPICAL OF ALL RECEPTACLES SCHEDULED FOR DEMOLITION.
E21	REMOVE EXISTING ELECTRICAL PANEL AND FEEDER BACK TO SOURCE. PROVIDE TEMPORARY CONNECTIONS FOR ALL CIRCUITS NOT DEMOLISHED BY THIS PROJECT.
E22	REMOVE EXISTING HVAC EQUIPMENT STARTER AND ASSOCIATED CIRCUIT.
E23	DISCONNECT AND REMOVE EXISTING POWER DEVICE MOUNTED IN CHASES OR CHASES. REFER TO PLUMBING DEMOLITION PLAN FOR ADDITIONAL INFORMATION.
L3	ALTERNATE 2: EXISTING OUTDOOR WALL MOUNT FIXTURE TO BE REMOVED IN ITS ENTIRETY. COIL CONDUCTORS RUN THROUGH OUTSIDE WALL FOR REUSE WITH NEW FIXTURE TO BE INSTALLED. PROTECT DURING CONSTRUCTION.
L4	REMOVE EXISTING LIGHT FIXTURE AND ASSOCIATED CIRCUITRY TO BE REMOVED IN ITS ENTIRETY. TYPICAL OF ALL INDOOR LIGHT FIXTURES SCHEDULED FOR DEMOLITION.
L5	EXISTING LIGHTING SWITCH AND ASSOCIATED CIRCUITRY TO BE REMOVED IN ITS ENTIRETY. TYPICAL OF ALL LIGHTING SWITCHES SCHEDULED FOR DEMOLITION.
S1	REMOVE EXISTING WIRELESS ACCESS POINTS AND RETURN TO OWNER.
S2	EXISTING FIRE ALARM EXTENDER PANEL TO REMAIN. RECONFIGURE CIRCUITS AS NECESSARY TO MAINTAIN OPERATION OF ALL REMAINING DEVICES DURING CONSTRUCTION.
S11	EXISTING DATA DEVICE TO BE REMOVED IN ITS ENTIRETY. PULL EXISTING DATA CABLING BACK TO HEAD END EQUIPMENT AND DISPOSE OF TYPICAL OF ALL DATA DEVICES SCHEDULED FOR DEMOLITION. REMOVE EXISTING CABLE TRAY IN SPACE. PROTECT ANY REMAINING CABLES AND REINSTALL IN NEW TRAY.
S12	EXISTING SECURITY DEVICE TO BE REMOVED IN ITS ENTIRETY. PULL EXISTING CABLING BACK TO HEAD END EQUIPMENT AND DISPOSE OF TYPICAL OF ALL SECURITY DEVICES SCHEDULED FOR DEMOLITION.
S13	EXISTING NURSE CALL DEVICE TO BE REMOVED IN ITS ENTIRETY. PULL EXISTING CABLING BACK TO HEAD END EQUIPMENT AND DISPOSE OF TYPICAL OF ALL NURSE CALL DEVICES SCHEDULED FOR DEMOLITION.
S33	EXISTING COMMUNICATIONS CABLES IN THIS VICINITY ARE TO BE RELOCATED TO ALLOW FOR DUCT INSTALLATION. ALL UNUSED CABLES ARE TO BE REMOVED AND DISPOSED OF PROPERLY. MULTIPLE NETWORK CABLES, LOW VOLTAGE SYSTEMS CABLES AND DAS CABLES ARE ROUTED THROUGH SLEEVES ABOVE DOOR. REMOVE SLEEVES AND SUPPORT REMAINING CABLES WITH NEW J-HOOK PATHWAY THROUGH NEW OPENING.



501 EAST HIGH STREET
LEXINGTON, KENTUCKY 40502
859.402.8008
502.893.1876 fax



THIRD-FLOOR ELECTRICAL DEMOLITION PLAN
BEHAVIORAL HEALTH UNIT RENOVATION
UK MEDICAL CENTER - PAVILION H
LEXINGTON, KENTUCKY

1 4002 10 JAN. 2022
2 4001 19 JAN. 2022

10 NOVEMBER 2021
UKY2006/XKBH20

E2.0

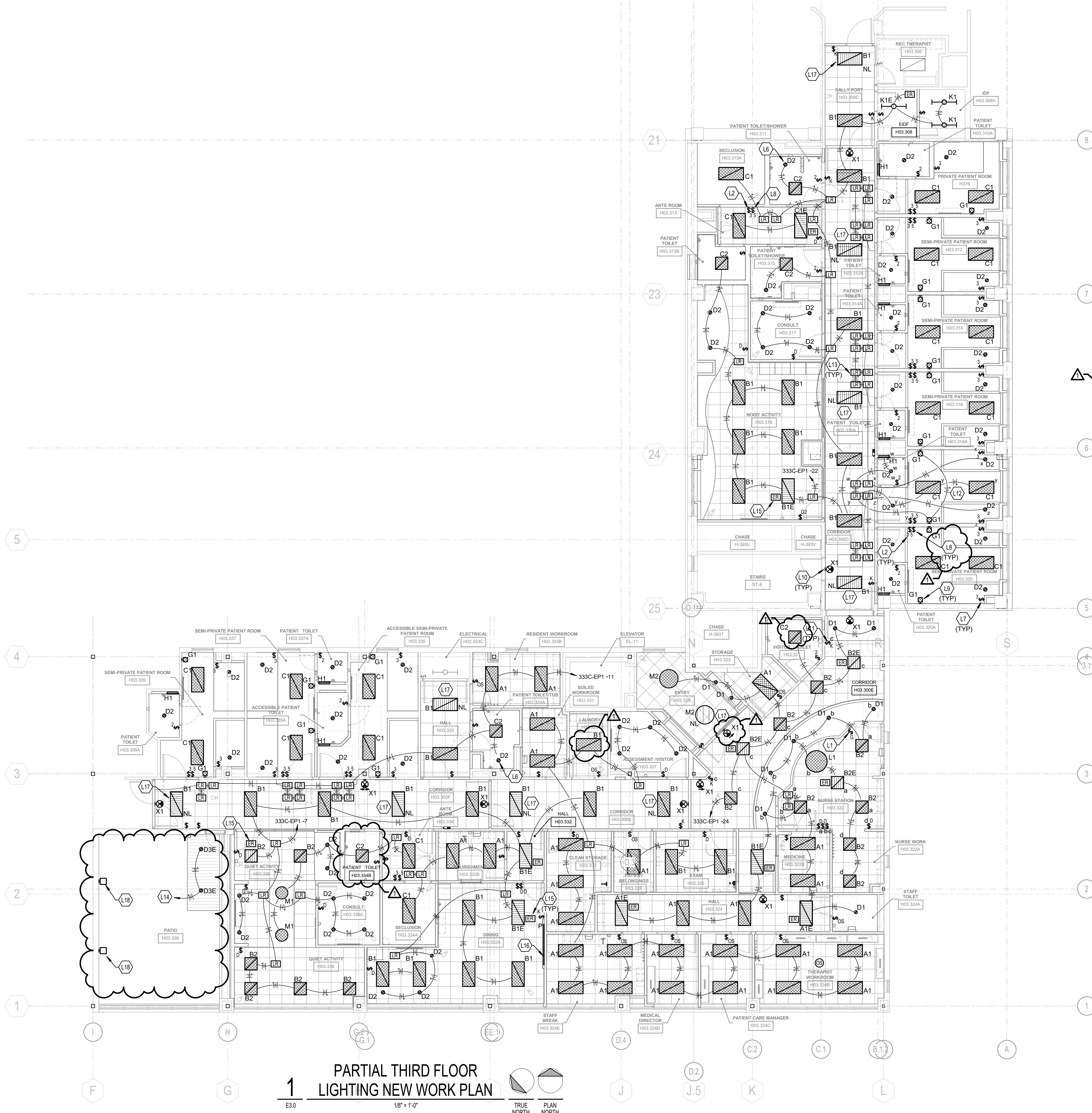
CONSTRUCTION DRAWINGS

ELECTRICAL LIGHTING NOTES

- A REFER TO THE ARCHITECT'S REFLECTED CEILING PLANS, ELEVATIONS, AND CASEWORK DETAILS FOR EXACT LOCATIONS OF ALL WALL AND CEILING MOUNTED ELECTRICAL DEVICES.
- B CONTRACTOR SHALL FOLLOW BRANCH CIRCUITING LAY-OUT, AS INDICATED ON THE FLOOR PLANS, WITH A MAXIMUM OF THREE (3) BRANCH CIRCUITS PER HOMERUN. EACH BRANCH CIRCUIT SHALL BE PROVIDED WITH A DEDICATED NEUTRAL CONDUCTOR. DEDICATED NEUTRAL CONDUCTORS SHALL BE CONSIDERED CURRENT CARRYING. IF ADDITIONAL CONDUCTORS ARE RUN IN THE SAME CONDUIT WITH THOSE INDICATED, CONTRACTOR SHALL DERATE ALL CURRENT CARRYING CONDUCTORS PER N.E.C. #310.15(B)(3), AND UPSIZE CONDUIT AS REQUIRED PER N.E.C. #300.17 AND ANNEX C. MULTIWIRE BRANCH CIRCUITS AS DEFINED IN N.E.C #100 / 210.4 (CIRCUITS SHARING A COMMON NEUTRAL CONDUCTOR) SHALL NOT BE PERMITTED.
- C IDENTIFY THE PANEL AND CIRCUIT NUMBER FOR ALL RECEPTACLES, SWITCHES, ETC. IN AREA OF CONSTRUCTION. PROVIDE CLEAR ADHESIVE LABELS WITH BLACK LETTERING. IN HEALTHCARE FACILITIES, ENGRAVE EMERGENCY DEVICE COVERPLATES IN PATIENT CARE AREAS. ALSO, MARK INSIDES OF ALL DEVICE BOXES WITH PANEL AND CIRCUIT NUMBER.
- D LOCATE CHAIN-HUNG INDUSTRIAL FIXTURES IN MECHANICAL ROOMS TO AVOID DUCTWORK AND PIPING, TO MAXIMIZE AVAILABLE LIGHT. SPACE AROUND EQUIPMENT, AIR HANDLERS, ETC. TO PROVIDE ADEQUATE LIGHTING TO ALL AREAS OF ROOM. PROVIDE ADDITIONAL FIXTURES OF SAME TYPE AS NEEDED TO FULFILL THIS REQUIREMENT.
- E LOCATE EXIT SIGNS FOR MAXIMUM VIEWING AREA TO IDENTIFY EGRESS PATHS AS INDICATED ON PLANS. COORDINATE LOCATIONS SUCH THAT ARCHITECTURAL FEATURES OR EQUIPMENT FROM OTHER TRADES DO NOT OBSTRUCT VIEW.
- F LUMINAIRES INDICATED WITH MULTI-LEVEL SWITCHING SHALL HAVE SIMILAR LAMPS CONTROLLED TOGETHER, I.E. INBOARD AND OUTBOARD LAMPS OR RIGHT AND LEFT HAND LAMPS.
- G ALL LIGHTING FIXTURE LENSES, PARABOLIC LOUVERS, DOWNLIGHTING ALZAK CONES AND "PARACUBE" LOUVERS SHALL BE HANDLED WITH COTTON GLOVES DURING INSTALLATION AND LAMPING TO AVOID FINGERPRINTS OR DIRT DEPOSITS. IT IS PREFERRED THAT FIXTURES BE SHIPPED AND INSTALLED WITH CLEAR PLASTIC BAGS TO PROTECT LOUVERS. AT CLOSE OF PROJECT, AND AFTER CONSTRUCTION AIR FILTERS ARE CHANGED, REMOVE BAGS. ANY LOUVER OR CONE SHOWING DIRT OR FINGER PRINTS SHALL BE CLEANED WITH SOLVENT RECOMMENDED BY THE MANUFACTURER, OR REPLACED AS NECESSARY IN ORDER TO TURN OVER TO THE OWNER NEW FIXTURES AT OCCUPANCY.
- H RECESSED LUMINAIRES SHALL BE SECURED SUCH THAT THE FORCE REQUIRED INSERTING LAMPS, TRIMS, LENSES, LOUVERS, OR DOOR FRAMES DOES NOT SHIFT HOUSING. ALL TRIMS SHALL BE COMPLETELY FLUSH WITH FINISHED CEILING AT COMPLETION OF CONSTRUCTION.
- I CONTRACTOR SHALL PROVIDE UNSWITCHED CONDUCTOR TO ALL EXIT SIGNS, EMERGENCY INVERTER BATTERY PACKS, AND NIGHT LIGHTS AS REQUIRED.

TAGGED NOTES

- L1 ALTERNATE 1: PROVIDE CENTRAL PATIENT ROOM LIGHTING CONTROL GRAPHIC PANELS MOUNTED IN DESK. REFER TO LIGHTING CONTROL DIAGRAM FOR CONNECTIONS AND COMPONENTS.
- L2 PROVIDE LOW VOLTAGE SWITCH WITH BEHAVIORAL HEALTH GRADE PLATE AND 3-SCENE CONTROLLER FOR ROOM LIGHTING LEVEL CONTROL. REFER TO LIGHTING CONTROL DIAGRAM FOR CONNECTIONS AND COMPONENTS.
- L6 MOUNT NEW RECESSED CAN LIGHT CENTERED ABOVE BATHTUB/SHOWER STALL.
- L7 PROVIDE LOW VOLTAGE SWITCH WITH BEHAVIORAL HEALTH GRADE PLATE AND 3-SCENE CONTROLLER FOR OVER-BED LIGHT LEVEL CONTROL. REFER TO LIGHTING CONTROL DIAGRAM FOR CONNECTIONS AND COMPONENTS.
- L8 ALTERNATE 1: PROVIDE LOW VOLTAGE SWITCH WITH BEHAVIORAL HEALTH GRADE PLATE AND 5-SCENE CONTROLLER FOR LIGHTING COLOR SELECTION. REFER TO LIGHTING CONTROL DIAGRAM FOR CONNECTIONS AND COMPONENTS.
- L9 PROVIDE 3-SCENE WITH INTEGRAL TOUCH CONTROL. CONNECTED TO UNSWITCHED CIRCUIT.
- L10 CIRCUIT EXIT SIGN TO CLOSEST LIFE SAFETY LIGHTING CIRCUIT NOT SERVING PATIENT ROOM.
- L11 SWITCH FOR HALLWAY LIGHTING CONTROL.
- L12 TYPICAL CIRCUIT AND SWITCHING LAYOUT FOR PATIENT ROOM. MATCH CONFIGURATION IN OTHER PATIENT ROOMS IN THIS RENOVATION UNLESS OTHERWISE NOTED/SHOWN.
- L13 MOUNT LIGHTING RELAYS FOR PATIENT ROOMS IN ACCESSIBLE LOCATION ABOVE CEILING OUTSIDE PATIENT ROOM. COORDINATE INSTALLATION WITH OTHER TRADES TO ENSURE ACCESSIBILITY OF RELAYS AND ASSOCIATED WIRING.
- L14 CONNECT NEW CANOPY LIGHTS TO EXISTING LIGHTING CIRCUIT AND CONTROL SERVING EXISTING WALLPACKS.
- L15 EMERGENCY LIGHTING RELAY FOR EMERGENCY OPERATION FIXTURE SWITCHING. PROVIDE UNSWITCHED HOT LIFE SAFETY POWER FROM NEW 20A BREAKER IN EXISTING PANEL 3ESA.
- L16 PROVIDE THREE RUNS OF LED STRIP ACCENT LIGHT IN CASEWORK. MOUNT IN 45 DEGREES EXTRUDED ALUMINUM HOUSING WITH DIFFUSE LENS. PROVIDE KEYSWITCH IN CASE AND CONNECT TO ADJACENT RECEPTACLE CIRCUIT. FIELD VERIFY LENGTH OF FIXTURES TO MATCH CASEWORK.
- L17 PROVIDE UNSWITCHED HOT LIFE SAFETY POWER FROM NEW 20A BREAKER IN EXISTING PANEL 3ESA.
- L18 ALTERNATE 2: PROVIDE NEW WALL MOUNT FIXTURE CONNECTED TO EXISTING ROUGH-IN AND CIRCUIT. PROVIDE COVER PLATE OR REPAIR WALL TO ACCOMMODATE NEW FIXTURES.



1 PARTIAL THIRD FLOOR LIGHTING NEW WORK PLAN

E30 1/8" = 1'-0" TRUE NORTH PLAN NORTH

STENGENHILL ARCHITECTURE
 501 EAST HIGH STREET
 LEXINGTON, KENTUCKY 40502
 859.402.8008
 502.893.1876 fax

HealthCare

ALAN R. KELLUM
 20166
 LICENSED PROFESSIONAL ENGINEER

THIRD FLOOR LIGHTING NEW WORK PLAN
 BEHAVIORAL HEALTH UNIT RENOVATION
 UK MEDICAL CENTER - PAVILION H
 LEXINGTON, KENTUCKY

1 A001 19 JAN. 2022
 10 NOVEMBER 2021
 UKY2006/XKBH20

E3.0

CONSTRUCTION DRAWINGS

ELECTRICAL POWER NOTES

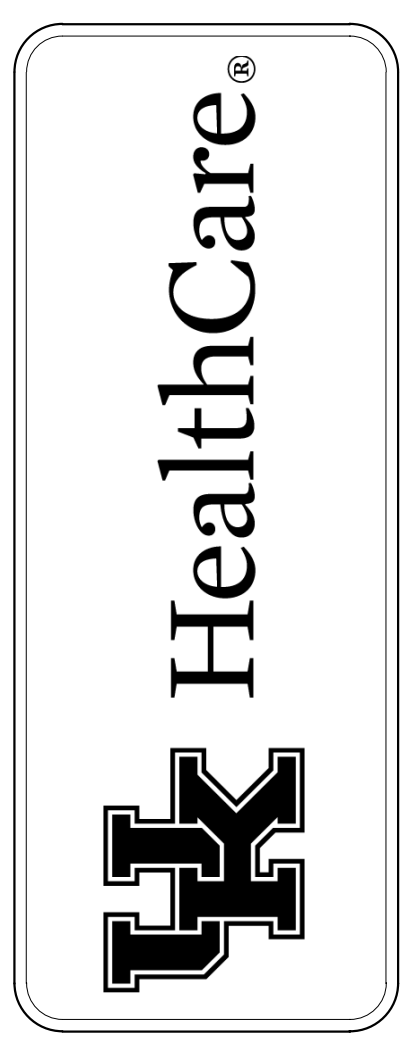
- A REFER TO THE ARCHITECT'S REFLECTED CEILING PLANS, ELEVATIONS, AND CASEWORK DETAILS FOR EXACT LOCATIONS OF ALL WALL AND CEILING MOUNTED ELECTRICAL DEVICES.
- B CONTRACTOR SHALL FOLLOW BRANCH CIRCUITING LAY-OUT, AS INDICATED ON THE FLOOR PLANS, WITH A MAXIMUM OF THREE (3) BRANCH CIRCUITS PER HOMERUN. EACH BRANCH CIRCUIT SHALL BE PROVIDED WITH A DEDICATED NEUTRAL CONDUCTOR. DEDICATED NEUTRAL CONDUCTORS SHALL BE CONSIDERED CURRENT CARRYING. IF ADDITIONAL CONDUCTORS ARE RAN IN THE SAME CONDUIT WITH THOSE INDICATED, CONTRACTOR SHALL DERATE ALL CURRENT CARRYING CONDUCTORS PER NEC 310.15(B)(3), AND UPSIZE CONDUIT AS REQUIRED PER NEC 300.17 AND ANNEX C. MULTI-WIRE BRANCH CIRCUITS AS DEFINED IN NEC 100 / 210.4 (CIRCUITS SHARING A COMMON NEUTRAL CONDUCTOR) SHALL NOT BE PERMITTED.
- C IDENTIFY THE PANEL AND CIRCUIT NUMBER FOR ALL RECEPTACLES, SWITCHES, ETC. IN AREA OF CONSTRUCTION. PROVIDE CLEAR ADHESIVE LABELS WITH BLACK LETTERING. IN HEALTHCARE FACILITIES, ENGRAVE EMERGENCY DEVICE COVERPLATES IN PATIENT CARE AREAS. MARK INSIDES OF ALL DEVICE BOXES WITH PANEL AND CIRCUIT NUMBER.
- D RECEPTACLES THAT ARE CONTROLLED BY AN AUTOMATIC MEANS SUCH AS OCCUPANCY SENSOR OR ENERGY MANAGEMENT SYSTEM SHALL BE MARKED IN ACCORDANCE WITH NEC 406.3(E).
- E LOCATIONS OF ELECTRICAL CONNECTIONS AND LOCAL DISCONNECTS SHALL BE COORDINATED WITH MECHANICAL AND PLUMBING CONTRACTORS TO ENSURE ACCESS AND WORKING CLEARANCE IS MAINTAINED PER NEC. NOTIFY OTHER TRADES OF REQUIRED CLEARANCE AREAS TO AVOID ROUTING OF OTHER SYSTEMS IN THESE AREAS. DO NOT INSTALL ELECTRICAL EQUIPMENT OVER EQUIPMENT NAMEPLATES OR ACCESS PANELS OR THROUGH ACCESS/MAINTENANCE CLEARANCES OF EQUIPMENT BY OTHER TRADES.

TAGGED NOTES

	#
E11	CONNECT REPLACEMENT PANEL 333C-NP1 TO EXISTING 125A BREAKER.
E12	CONNECT REPLACEMENT PANEL 333C-EP1 TO EXISTING 60A BREAKER.
E13	LOCATION OF BREAKER SUPPLYING PANEL 303D-NP1 RISER.
E27	LOCATION OF EXISTING PANEL 103.



501 EAST HIGH STREET
LEXINGTON, KENTUCKY 40502
859.402.8008
502.893.1876 fax



GROUND FLOOR POWER NEW WORK PLAN
BEHAVIORAL HEALTH UNIT RENOVATION
UK MEDICAL CENTER - PAVILION H
LEXINGTON, KENTUCKY

1 ADD01 19 JAN. 2022

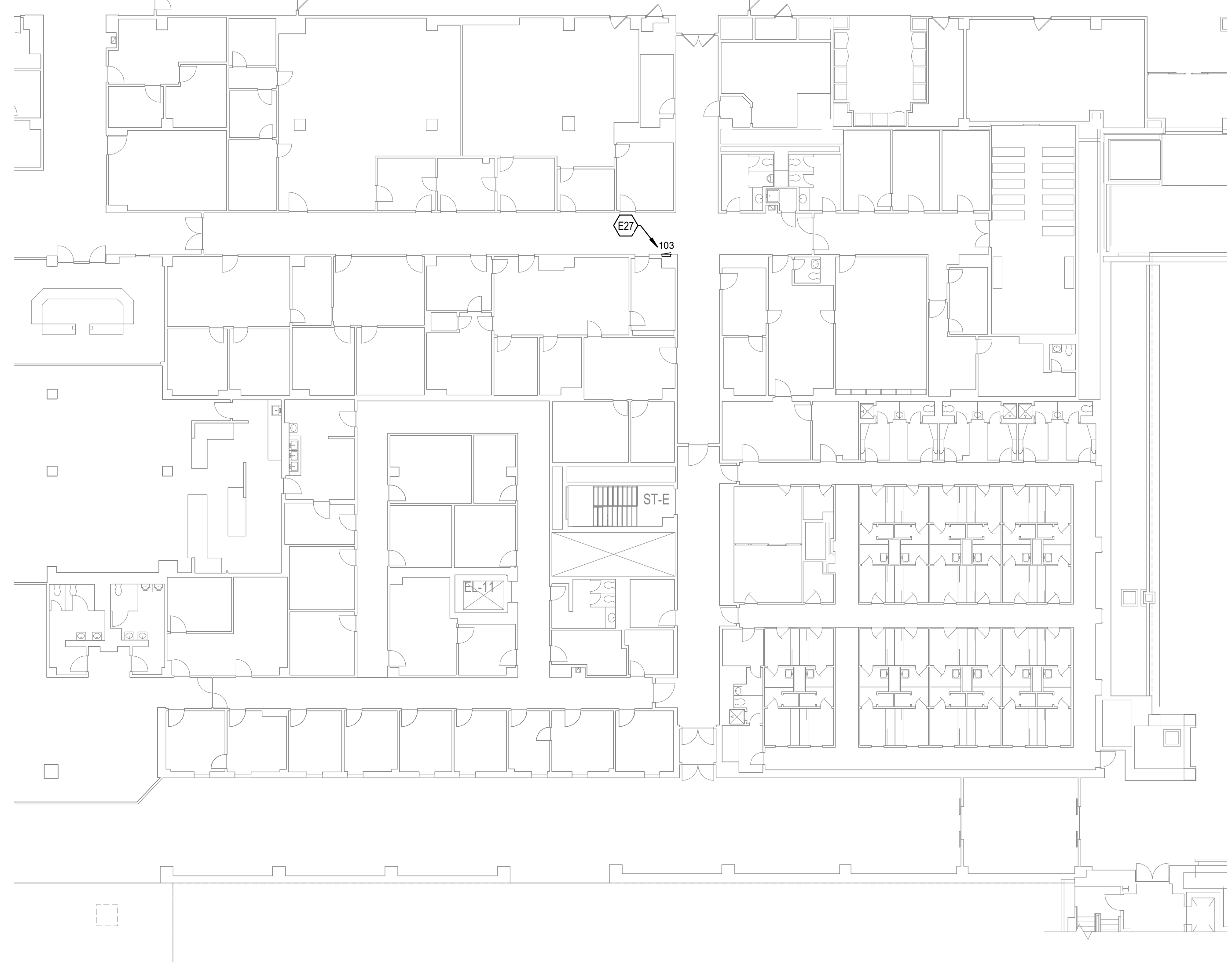
10 NOVEMBER 2021
UKY2006/XKBH20

E4.0

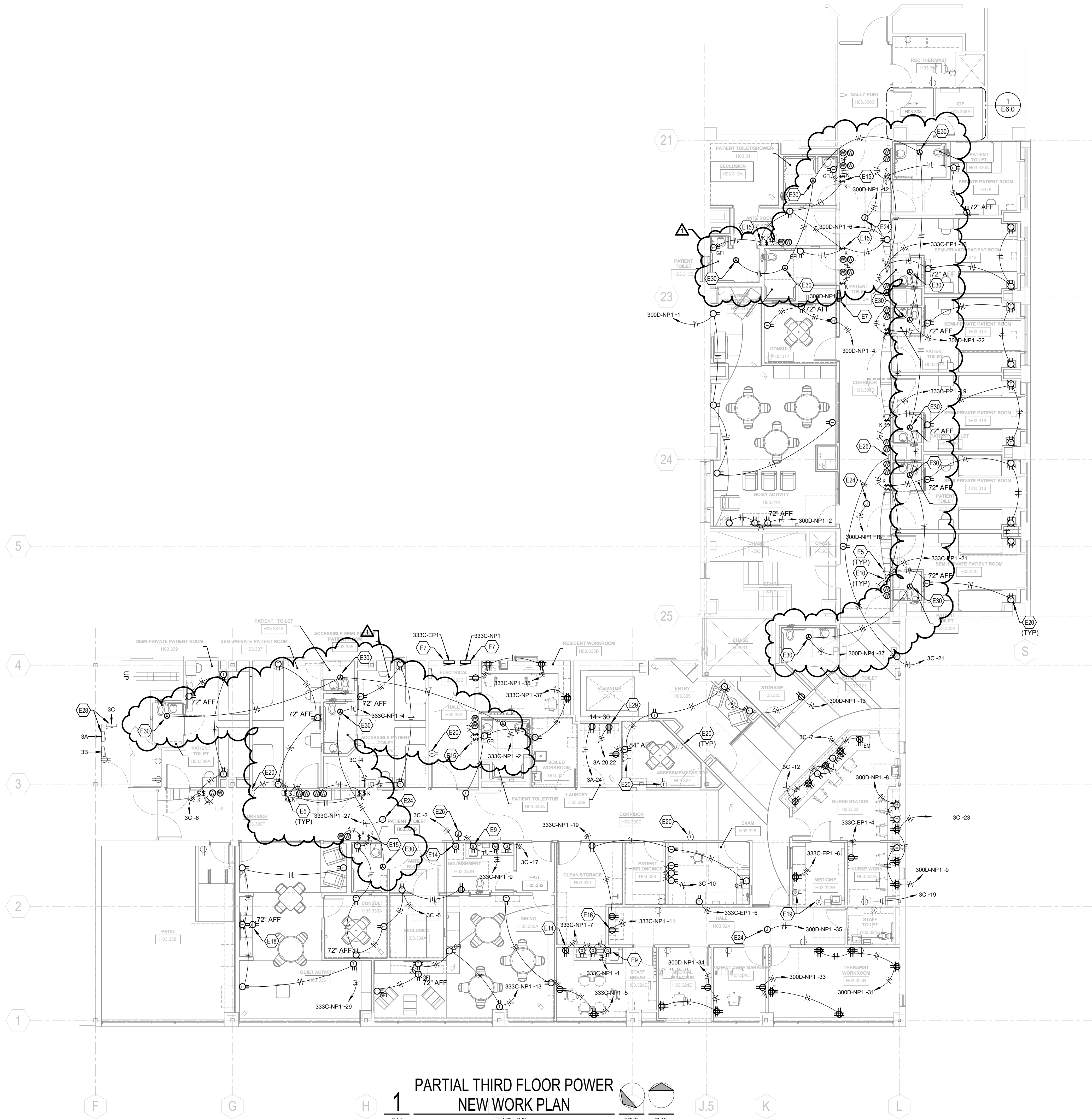
CONSTRUCTION DRAWINGS



1 PARTIAL PAV H GROUND FLOOR POWER PLAN
E4.0 1/32" = 1'-0"
TRUE NORTH PLAN NORTH



2 PARTIAL PAV H 1ST FLOOR POWER PLAN
E4.0 1/16" = 1'-0"
TRUE NORTH PLAN NORTH



ELECTRICAL POWER NOTES



- A REFER TO THE ARCHITECT'S REFLECTED CEILING PLANS, ELEVATIONS, AND CASEWORK DETAILS FOR EXACT LOCATIONS OF ALL WALL AND CEILING MOUNTED ELECTRICAL DEVICES.
- B CONTRACTOR SHALL FOLLOW BRANCH CIRCUITING LAY-OUT, AS INDICATED ON THE FLOOR PLANS, WITH A MAXIMUM OF THREE (3) BRANCH CIRCUITS PER HOMERUN. EACH BRANCH CIRCUIT SHALL BE PROVIDED WITH A DEDICATED NEUTRAL CONDUCTOR. DEDICATED NEUTRAL CONDUCTORS SHALL BE CONSIDERED CURRENT CARRYING. IF ADDITIONAL CONDUCTORS ARE RUN IN THE SAME CONDUIT WITH THOSE INDICATED, CONTRACTOR SHALL DERATE ALL CURRENT CARRYING CONDUCTORS PER NEC 310.15(B)(3), AND UPSIZE CONDUIT AS REQUIRED PER NEC 300.17 AND ANNEX C. MULTIWIRE BRANCH CIRCUITS AS DEFINED IN NEC 100 / 210.4 (CIRCUITS SHARING A COMMON NEUTRAL CONDUCTOR) SHALL NOT BE PERMITTED.
- C IDENTIFY THE PANEL AND CIRCUIT NUMBER FOR ALL RECEPTACLES, SWITCHES, ETC. IN AREA OF CONSTRUCTION. PROVIDE CLEAR ADHESIVE LABELS WITH BLACK LETTERING. IN HEALTHCARE FACILITIES, ENGRAVE EMERGENCY DEVICE COVERPLATES IN PATIENT CARE AREAS. MARK INSIDES OF ALL DEVICE BOXES WITH PANEL AND CIRCUIT NUMBER.
- D RECEPTACLES THAT ARE CONTROLLED BY AN AUTOMATIC MEANS SUCH AS OCCUPANCY SENSOR OR ENERGY MANAGEMENT SYSTEM SHALL BE MARKED IN ACCORDANCE WITH NEC 406.3(E).
- E LOCATIONS OF ELECTRICAL CONNECTIONS AND LOCAL DISCONNECTS SHALL BE COORDINATED WITH MECHANICAL AND PLUMBING CONTRACTORS TO ENSURE ACCESS AND WORKING CLEARANCE IS MAINTAINED PER NEC. NOTIFY OTHER TRADES OF REQUIRED CLEARANCE AREAS TO AVOID ROUTING OF OTHER SYSTEMS IN THESE AREAS. DO NOT INSTALL ELECTRICAL EQUIPMENT OVER EQUIPMENT NAMEPLATES OR ACCESS PANELS OR THROUGH ACCESS/MAINTENANCE CLEARANCES OF EQUIPMENT BY OTHER TRADES.

TAGGED NOTES

- E5 PROVIDE KEY SWITCH TO CONTROL PATIENT ROOM RECEPTACLES. ROUTE TV AND BEDSIDE CONVENIENCE RECEPTACLE CIRCUIT THROUGH SWITCH. PROVIDE PILOT LIGHT ON SWITCH TO INDICATE THAT POWER IS ON.
- E7 PROVIDE NEW POWER PANEL LOCATED IN SAME PLACE AS PREVIOUSLY REMOVED PANEL. PROVIDE NEW FEEDER AS INDICATED ON ONE-LINE. EXISTING CONDUIT MAY BE REUSED. RECONNECT CIRCUITS NOT DEMOLISHED AS PART OF THIS PROJECT TO THE NEW POWER PANEL IN SAME CONFIGURATION AS PREVIOUSLY REMOVED CIRCUITS. ALL BREAKERS SERVING PATIENT CARE AREAS ARE TO BE COMBINATION ARC FAULT/GROUND FAULT PROTECTED.
- E9 PROVIDE ABOVE COUNTER RECEPTACLE TO SERVE NEW ICE MAKER. COORDINATE INSTALLATION WITH ARCHITECTURAL ELEVATION.
- E10 PROVIDE KEY SWITCH TO CONTROL PATIENT ROOM HOT/COLD WATER SOLENOIDS. ROUTE SOLENOID POWER THROUGH SWITCH AND PROVIDE PILOT LIGHT TO INDICATE THAT WATER IS ON. KEY SWITCH TO SHUT OFF POWER TO BOTH HOT WATER AND COLD WATER LINE SOLENOID UPON ACTIVATION. COORDINATE INSTALLATION WITH PLUMBING CONTRACTOR.
- E14 PROVIDE DEDICATED CIRCUIT FOR CONNECTION TO REFRIGERATOR. CIRCUIT TO BE SUPPLIED WITH A GFCI-TYPE CIRCUIT BREAKER.
- E15 PROVIDE KEY SWITCH TO CONTROL PATIENT BATHROOM RECEPTACLE. KEY SWITCH TO BE PROVIDED WITH PILOT LIGHT TO INDICATE THAT POWER IS ON. KEY SWITCH SHALL ONLY DISCONNECT POWER TO RECEPTACLE IN PATIENT BATHROOM AND NOT ANY OTHER CONNECTED LOADS.
- E16 PROVIDE DEDICATED CIRCUIT FOR CONNECTION TO MULTI-FUNCTION PRINTER. COORDINATE INSTALLATION OF PRINTER WITH ASSOCIATED DATA DROP ON SYSTEMS PLAN.
- E18 PROVIDE POWER FOR FLAT PANEL TELEVISION IN RECESSED TELEVISION OUTLET. REFER TO DETAIL FOR ADDITIONAL INFORMATION.
- E19 REPLACE EXISTING RECEPTACLE WITH GFI TYPE
- E20 REPLACE EXISTING RECEPTACLE WITH TAMPER RESISTANT TYPE
- E24 PROVIDE DEDICATED CIRCUIT FOR CONNECTION TO LOW-VOLTAGE TRANSFORMER SERVING AREA VAV BOXES. LOW-VOLTAGE TRANSFORMER TO BE PROVIDED BY CONTROLS CONTRACTOR. COORDINATE CIRCUIT LOCATION WITH CONTROLS CONTRACTOR PRIOR TO ROUGH IN. REFER TO MECHANICAL PLANS FOR VAV BOX LOCATIONS AND ADDITIONAL INFORMATION.
- E26 PROVIDE ELECTRICAL CONNECTION TO TRAP PRIMER. COORDINATE WITH PLUMBING PLANS PRIOR TO ROUGH-IN.
- E28 PROVIDE NEW BREAKERS IN EXISTING PANEL AS INDICATED. UPDATE PANEL DIRECTORY TO REFLECT NEW LOADS.
- E29 PROVIDE NEW 30A/2P BREAKER IN PANEL 3A. EXTEND 2-#10, #10 GND TO NEW BREAKER.
- E30 PROVIDE ELECTRICAL CONNECTION TO ABOVE CEILING PLUMBING TRANSFORMER SERVING PLUMBING FIXTURES. COORDINATE INSTALLATION WITH PLUMBING CONTRACTOR PRIOR TO ROUGH-IN. REFER TO PLUMBING PLANS AND SCHEDULES FOR ADDITIONAL INFORMATION.



501 EAST HIGH STREET
LEXINGTON, KENTUCKY 40502
859.402.8008
502.893.1876 fax



THIRD FLOOR POWER NEW WORK PLAN
BEHAVIORAL HEALTH UNIT RENOVATION
UK MEDICAL CENTER - PAVILION H
LEXINGTON, KENTUCKY

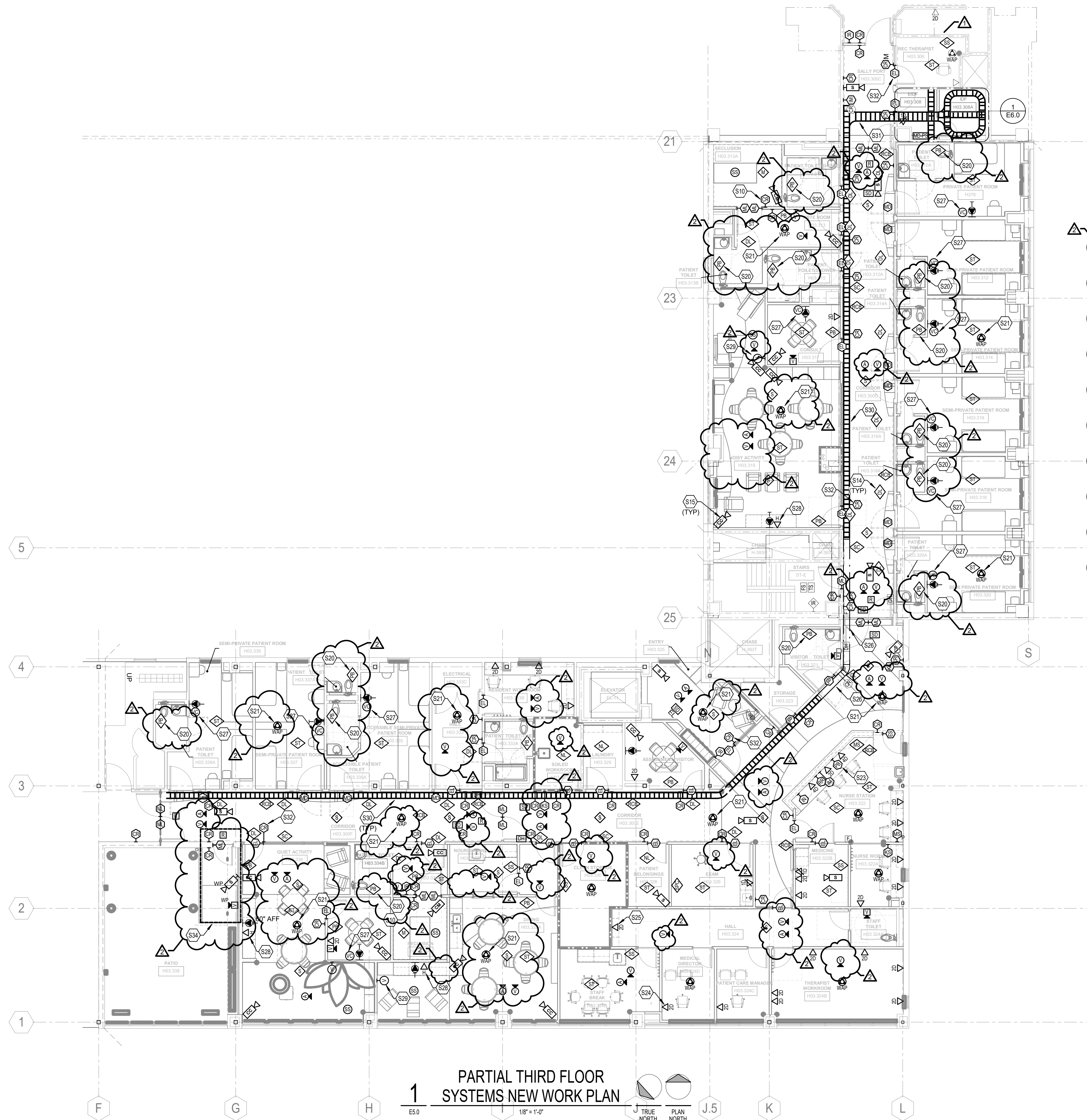
1 ADD01 19 JAN. 2022

10 NOVEMBER 2021
UKY2006/XKBH20

E4.1

CONSTRUCTION DRAWINGS

1 PARTIAL THIRD FLOOR POWER NEW WORK PLAN
1/8" = 1'-0"
TRUE NORTH PLAN NORTH



ELECTRICAL SYSTEMS NOTES

- A REFER TO THE ARCHITECT'S REFLECTED CEILING PLANS, ELEVATIONS, AND CASEWORK DETAILS FOR EXACT LOCATIONS OF ALL WALL AND CEILING MOUNTED ELECTRICAL DEVICES.
- B CONTRACTOR SHALL FOLLOW BRANCH CIRCUITING LAY-OUT, AS INDICATED ON THE FLOOR PLANS, WITH A MAXIMUM OF THREE (3) BRANCH CIRCUITS PER HOMERUN. EACH BRANCH CIRCUIT SHALL BE PROVIDED WITH A DEDICATED NEUTRAL CONDUCTOR. DEDICATED NEUTRAL CONDUCTORS SHALL BE CONSIDERED CURRENT CARRYING. IF ADDITIONAL CONDUCTORS ARE RAN IN THE SAME CONDUIT WITH THOSE INDICATED, CONTRACTOR SHALL DERATE ALL CURRENT CARRYING CONDUCTORS PER NEC 310.15(B)(3), AND UPSIZE CONDUIT AS REQUIRED PER NEC 300.17 AND ANNEX C. MULTIWIRE BRANCH CIRCUITS AS DEFINED IN NEC 100 / 210.4 (CIRCUITS SHARING A COMMON NEUTRAL CONDUCTOR) SHALL NOT BE PERMITTED.
- C IDENTIFY THE PANEL AND CIRCUIT NUMBER FOR ALL RECEPTACLES, SWITCHES, ETC. IN AREA OF CONSTRUCTION. PROVIDE CLEAR ADHESIVE LABELS WITH BLACK LETTERING. IN HEALTHCARE FACILITIES, ENGRAVE EMERGENCY DEVICE COVERPLATES IN PATIENT CARE AREAS. MARK INSIDES OF ALL DEVICE BOXES WITH PANEL AND CIRCUIT NUMBER.
- D REFER TO "SYSTEM INSTALLATION MATRIX" (ON SYSTEMS LEGEND SHEET) AND SPECIFICATIONS FOR CONTRACTOR REQUIREMENTS OF EACH SYSTEM.
- E THE CONTRACTOR SHALL ROUTE ALL "SYSTEM CONDUIT STUB-UPS" TO THE NEAREST CORRIDOR CABLING PATH (SEE "STUB-UP" DETAILS). REFER TO CABLING PATH INSTALLATION DETAIL FOR ADDITIONAL REQUIREMENTS.
- F CONTRACTOR SHALL PAINT ALL SYSTEMS CONDUIT STUB-UPS LIGHT BLUE OR SYSTEMS CABLING TO THE CORRIDOR CABLING PATH-PROVIDE PAINT STUBS IN ALL NEW CONDUIT RUNS FOR SYSTEM CABLING INSTALLATION.

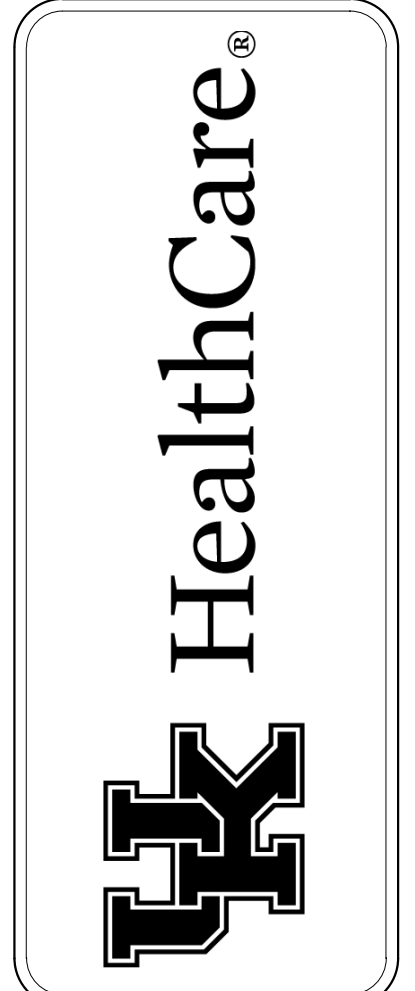
TAGGED NOTES

#	DESCRIPTION
S10	PROVIDE CONCEALED CARD READER IN SECLUSION ROOM.
S14	PROVIDE NEW DOME LIGHT OUTSIDE PATIENT ROOM. TYPICAL OF ALL PATIENT ROOMS.
S15	PROVIDE SECURITY CAMERA IN PATIENT ACTIVITY AREA AND AIM TO ACHIEVE MAXIMUM ROOM COVERAGE. COORDINATE INSTALLATION WITH THE SECURITY CONTRACTOR.
S20	PROVIDE TAMPER-PROOF NURSE CALL PUSHBUTTON MOUNTED AT 12" AFF MAXIMUM IN PATIENT RESTROOM.
S21	OUTLET FOR WIRELESS ACCESS POINT IN PATIENT ACCESSIBLE AREA TO BE INSTALLED COMPLETELY ABOVE CEILING. PROVIDE LIGATURE RESISTANT ACCESS PANEL IN CEILING ADJACENT TO DATA OUTLET. PROVIDE KEYLOCK TO MATCH HOSPITALS KEYING SYSTEM.
S23	PROVIDE NEW PANIC BUTTON MOUNTED ON UNDERSIDE OF DESK IN NURSE STATION 322. PANIC SUTTON TO RING BACK TO MAIN HOSPITAL ALARM SYSTEM. COORDINATE INSTALLATION WITH HOSPITAL IT STAFF.
S24	COORDINATE INSTALLATION OF DATA OUTLET WITH OPEN PANEL OF NEW DESK TO BE INSTALLED. REFER TO ARCHITECTURAL ELEVATIONS FOR FINAL MOUNTING HEIGHT AND LOCATION OF NEW DATA OUTLET.
S25	DATA DROP FOR CONNECTION TO MULTI-FUNCTION PRINTER. COORDINATE FINAL DEVICE LOCATION AND MOUNTING HEIGHT WITH EQUIPMENT LOCATION ON ARCHITECTURAL PLANS.
S26	PROVIDE J-HOOK PATHWAY FOR LOW-VOLTAGE CABLE IN THIS AREA.
S27	INSTALL VIDEO MONITOR CONTROL STATION FOR TV/GET WELL NETWORK OPERATION, 48" AFF, CENTERED BELOW TELEVISION. PROVIDE 2-GANG BACKBOX AND 1" PATHWAY FROM CONTROL STATION TO MONITOR. INSTALL CONTROL DEVICES FURNISHED BY OWNER.
S28	PROVIDE TWO HDMI INPUTS WITHIN CASEWORK. ROUTE CABLES TO TELEVISION ABOVE.
S29	PROVIDE SOUND SYSTEM VOLUME CONTROL WITH LOCKABLE VANDAL-RESISTANT COVER.
S30	PROVIDE 12" X 4" CABLE TRAY ABOVE CEILING. REINSTALL ALL EXISTING CABLE IN NEW TRAY.
S31	PROVIDE 18" X 4" CABLE TRAY ABOVE CEILING. REINSTALL ALL EXISTING CABLE IN NEW TRAY.
S32	PROVIDE NARROW MULLION MOUNTED STYLE READER.
S34	ALTERNATE 2: PROVIDE ALL WORK ASSOCIATED WITH THE PATIO ACCESS CONTROL, SECURITY AND FIRE ALARM.

1 PARTIAL THIRD FLOOR SYSTEMS NEW WORK PLAN
 1/8" = 1'-0"
 TRUE NORTH PLAN NORTH



STENGENHILL ARCHITECTURE
 501 EAST HIGH STREET
 LEXINGTON, KENTUCKY 40502
 859.402.8008
 502.893.1876 fax



THIRD FLOOR SYSTEMS NEW WORK PLAN
 BEHAVIORAL HEALTH UNIT RENOVATION
 UK MEDICAL CENTER - PAVILION H
 LEXINGTON, KENTUCKY

1 ADD02 10 JAN. 2022
 2 ADD01 19 JAN. 2022
 10 NOVEMBER 2021
 UKY2006/XKBH20

E5.0

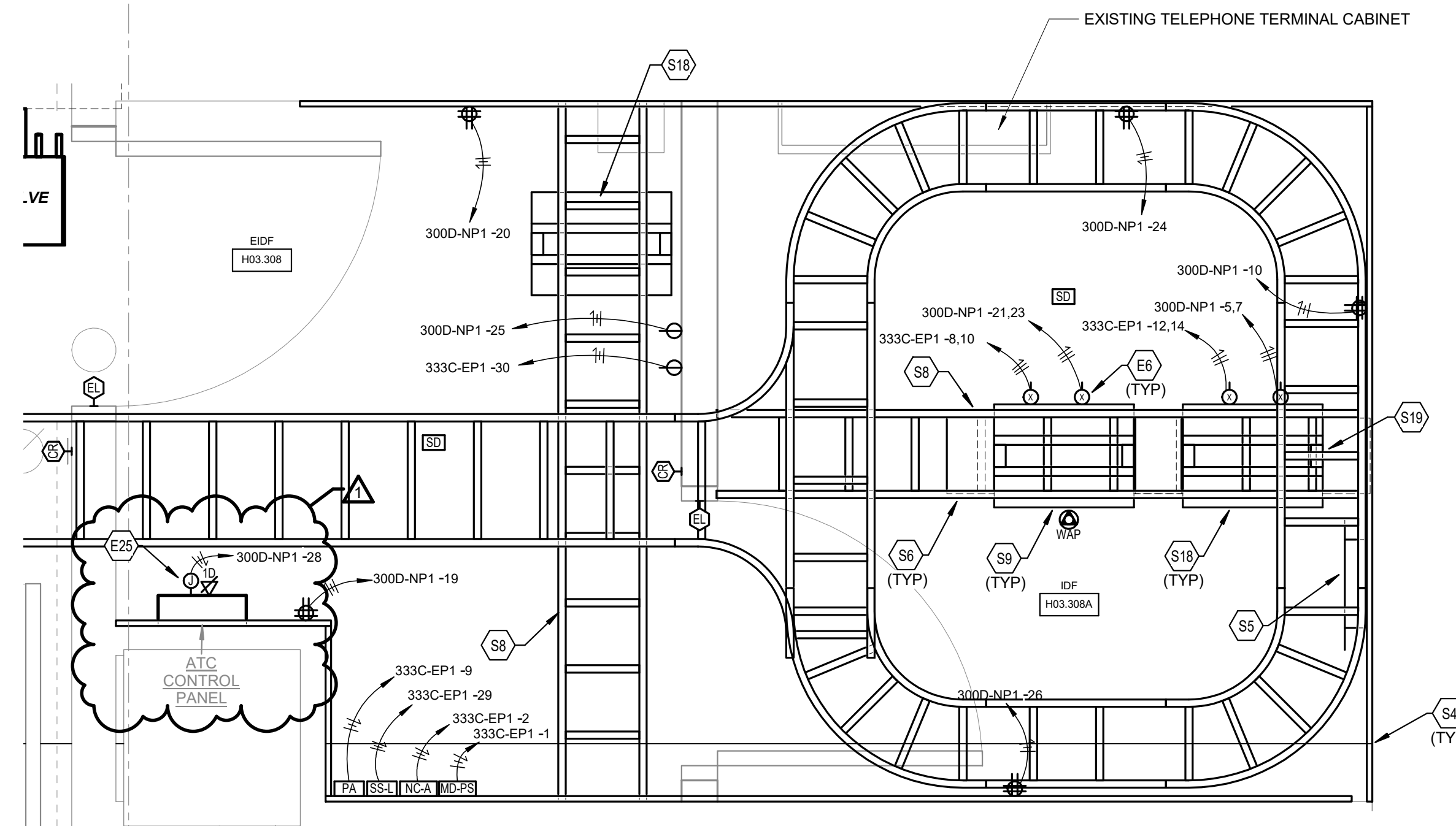
CONSTRUCTION DRAWINGS

ELECTRICAL POWER NOTES

- A REFER TO THE ARCHITECT'S REFLECTED CEILING PLANS, ELEVATIONS, AND CASEWORK DETAILS FOR EXACT LOCATIONS OF ALL WALL AND CEILING MOUNTED ELECTRICAL DEVICES.
- B CONTRACTOR SHALL FOLLOW BRANCH CIRCUITING LAY-OUT, AS INDICATED ON THE FLOOR PLANS, WITH A MAXIMUM OF THREE (3) BRANCH CIRCUITS PER HOMERUN. EACH BRANCH CIRCUIT SHALL BE PROVIDED WITH A DEDICATED NEUTRAL CONDUCTOR. DEDICATED NEUTRAL CONDUCTORS SHALL BE CONSIDERED CURRENT CARRYING. IF ADDITIONAL CONDUCTORS ARE RAN IN THE SAME CONDUIT WITH THOSE INDICATED, CONTRACTOR SHALL DERATE ALL CURRENT CARRYING CONDUCTORS PER NEC 310.15(B)(3), AND UPSIZE CONDUIT AS REQUIRED PER NEC 300.17 AND ANNEX C. MULTIWIRE BRANCH CIRCUITS AS DEFINED IN NEC 100 / 210.4 (CIRCUITS SHARING A COMMON NEUTRAL CONDUCTOR) SHALL NOT BE PERMITTED.
- C IDENTIFY THE PANEL AND CIRCUIT NUMBER FOR ALL RECEPTACLES, SWITCHES, ETC. IN AREA OF CONSTRUCTION. PROVIDE CLEAR ADHESIVE LABELS WITH BLACK LETTERING. IN HEALTHCARE FACILITIES, ENGRAVE EMERGENCY DEVICE COVERPLATES IN PATIENT CARE AREAS. MARK INSIDES OF ALL DEVICE BOXES WITH PANEL AND CIRCUIT NUMBER.
- D RECEPTACLES THAT ARE CONTROLLED BY AN AUTOMATIC MEANS SUCH AS OCCUPANCY SENSOR OR ENERGY MANAGEMENT SYSTEM SHALL BE MARKED IN ACCORDANCE WITH NEC 406.3(E).
- E LOCATIONS OF ELECTRICAL CONNECTIONS AND LOCAL DISCONNECTS SHALL BE COORDINATED WITH MECHANICAL AND PLUMBING CONTRACTORS TO ENSURE ACCESS AND WORKING CLEARANCE IS MAINTAINED PER NEC. NOTIFY OTHER TRADES OF REQUIRED CLEARANCE AREAS TO AVOID ROUTING OF OTHER SYSTEMS IN THESE AREAS. DO NOT INSTALL ELECTRICAL EQUIPMENT OVER EQUIPMENT NAMEPLATES OR ACCESS PANELS OR THROUGH ACCESS/MAINTENANCE CLEARANCES OF EQUIPMENT BY OTHER TRADES.

ELECTRICAL SYSTEMS NOTES

- A REFER TO THE ARCHITECT'S REFLECTED CEILING PLANS, ELEVATIONS, AND CASEWORK DETAILS FOR EXACT LOCATIONS OF ALL WALL AND CEILING MOUNTED ELECTRICAL DEVICES.
- B CONTRACTOR SHALL FOLLOW BRANCH CIRCUITING LAY-OUT, AS INDICATED ON THE FLOOR PLANS, WITH A MAXIMUM OF THREE (3) BRANCH CIRCUITS PER HOMERUN. EACH BRANCH CIRCUIT SHALL BE PROVIDED WITH A DEDICATED NEUTRAL CONDUCTOR. DEDICATED NEUTRAL CONDUCTORS SHALL BE CONSIDERED CURRENT CARRYING. IF ADDITIONAL CONDUCTORS ARE RAN IN THE SAME CONDUIT WITH THOSE INDICATED, CONTRACTOR SHALL DERATE ALL CURRENT CARRYING CONDUCTORS PER NEC 310.15(B)(3), AND UPSIZE CONDUIT AS REQUIRED PER NEC 300.17 AND ANNEX C. MULTIWIRE BRANCH CIRCUITS AS DEFINED IN NEC 100 / 210.4 (CIRCUITS SHARING A COMMON NEUTRAL CONDUCTOR) SHALL NOT BE PERMITTED.
- C IDENTIFY THE PANEL AND CIRCUIT NUMBER FOR ALL RECEPTACLES, SWITCHES, ETC. IN AREA OF CONSTRUCTION. PROVIDE CLEAR ADHESIVE LABELS WITH BLACK LETTERING. IN HEALTHCARE FACILITIES, ENGRAVE EMERGENCY DEVICE COVERPLATES IN PATIENT CARE AREAS. MARK INSIDES OF ALL DEVICE BOXES WITH PANEL AND CIRCUIT NUMBER.
- D REFER TO "SYSTEM INSTALLATION MATRIX" (ON SYSTEMS LEGEND SHEET) AND SPECIFICATIONS FOR CONTRACTOR REQUIREMENTS OF EACH SYSTEM.
- E THE CONTRACTOR SHALL ROUTE ALL "SYSTEM CONDUIT STUB-UPS" TO THE NEAREST CORRIDOR CABLING PATH (SEE "STUB-UP" DETAILS). REFER TO CABLING PATH INSTALLATION DETAIL FOR ADDITIONAL REQUIREMENTS.
- F CONTRACTOR SHALL PAINT ALL SYSTEMS CONDUIT STUB-UPS LIGHT BLUE FOR SYSTEMS CABLING INTO THE CORRIDOR CABLING PATH. PROVIDE PULL STRINGS IN ALL NEW CONDUIT RUNS FOR SYSTEM CABLING INSTALLATION.




1 THIRD FLOOR IT ROOM NEW WORK ENLARGED PLAN
 E6.0 3/4" = 1'-0"
 TRUE NORTH PLAN NORTH

TAGGED NOTES

#	NOTE
E6	PROVIDE TWO L6-30R RECEPTACLES BEHIND EACH DATA RACK LOCATED IN NEW IT ROOM FOR CONNECTION TO RACK MOUNT EQUIPMENT. ORIGINAL WORK RESERVED TO THE CONTRACTOR TO INSTALLATION.
E25	PROVIDE POWER AND DATA CONNECTION TO ATC PANEL LOCATED IN IDF ROOM. COORDINATE INSTALLATION AND MOUNTING WITH CONTROLS CONTRACTOR PRIOR TO ROUGH-IN. REFER TO MECHANICAL PLANS FOR DDC PANEL LOCATION AND ADDITIONAL INFORMATION.
S4	PROVIDE 3/4" PLYWOOD BACKBOARD PAINTED WITH 2 COATS OF FIRE RETARDANT W/PAINT TO ALL WALLS OF COMMUNICATION ROOM, LEAVING SELECTED PLYWOOD STAMPS VISIBLE FOR INSPECTION. EXTEND FROM 4" AFF TO 8'-6" AFF. (TYPICAL)
S5	PROVIDE COPPER COMMUNICATIONS GROUND BAR (TGB) MOUNTED AT 6'-0" AFF. PER DETAIL ON SHEET E7.0. BOND ALL RACKS, TRAY, LADDER, SHIELDS, EQUIPMENT, ETC. IN THIS ROOM TO TGB.
S6	PROVIDE FACTORY FABRICATED RADIUS DROP-OUT FOR ALL CABLE TRANSITIONING TO LADDER.
S8	PROVIDE 12"x4" LADDER-STYLE CABLE TRAY MOUNTED TO TOP OF NEW DATA RACK AND BOLTED TO WALL ON EITHER SIDE.
S9	PROVIDE VERTICAL WIRE MANAGEMENT ON ALL SIDES OF RACK. (TYPICAL)
S18	PROVIDE NEW DATA RACK AND WIRE MANAGEMENT.
S19	PROVIDE NEW BACKBONE CABLING TO DATA RACK - CONSISTING OF (PATH A) 24SM FROM H301 TO H03.308A. (PATH B) 24SM FROM H309 TO H03.308A. CABLES IN PATH A AND PATH B ARE DIVERSE ROUTES (NOT IN SAME PATH). ALL TERMINATIONS ON CORNING 24 STRAND LC PIGTAIL SPLICE CASSETTES (CCH-CS24-A9-P00RE)



501 EAST HIGH STREET
 LEXINGTON, KENTUCKY 40502
 859.402.8008
 502.893.1876 fax




ELECTRICAL ENLARGED PLANS
 BEHAVIORAL HEALTH UNIT RENOVATION
 UK MEDICAL CENTER - PAVILION H
 LEXINGTON, KENTUCKY

1 ADD01 19 JAN. 2022
 10 NOVEMBER 2021
 UKY2006/XKBH20


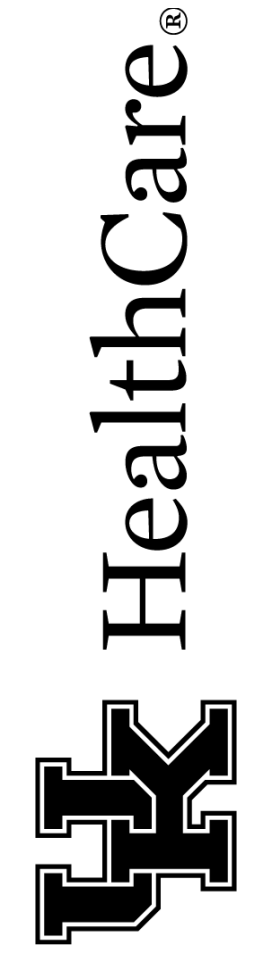
E6.0

CONSTRUCTION DRAWINGS



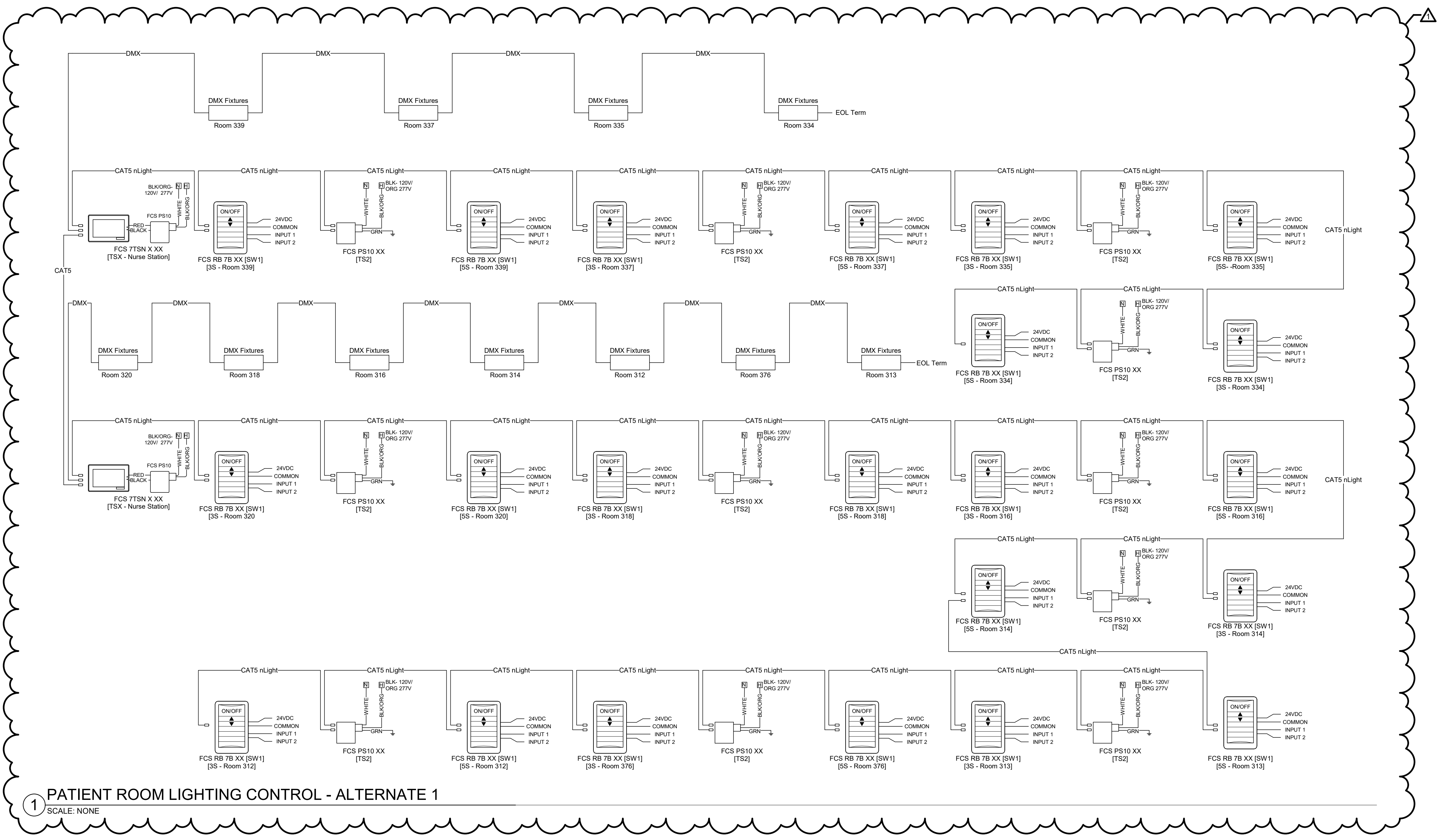
STENGEN HILL ARCHITECTURE

501 EAST HIGH STREET
LEXINGTON, KENTUCKY 40502
859.402.8008
502.893.1876 fax

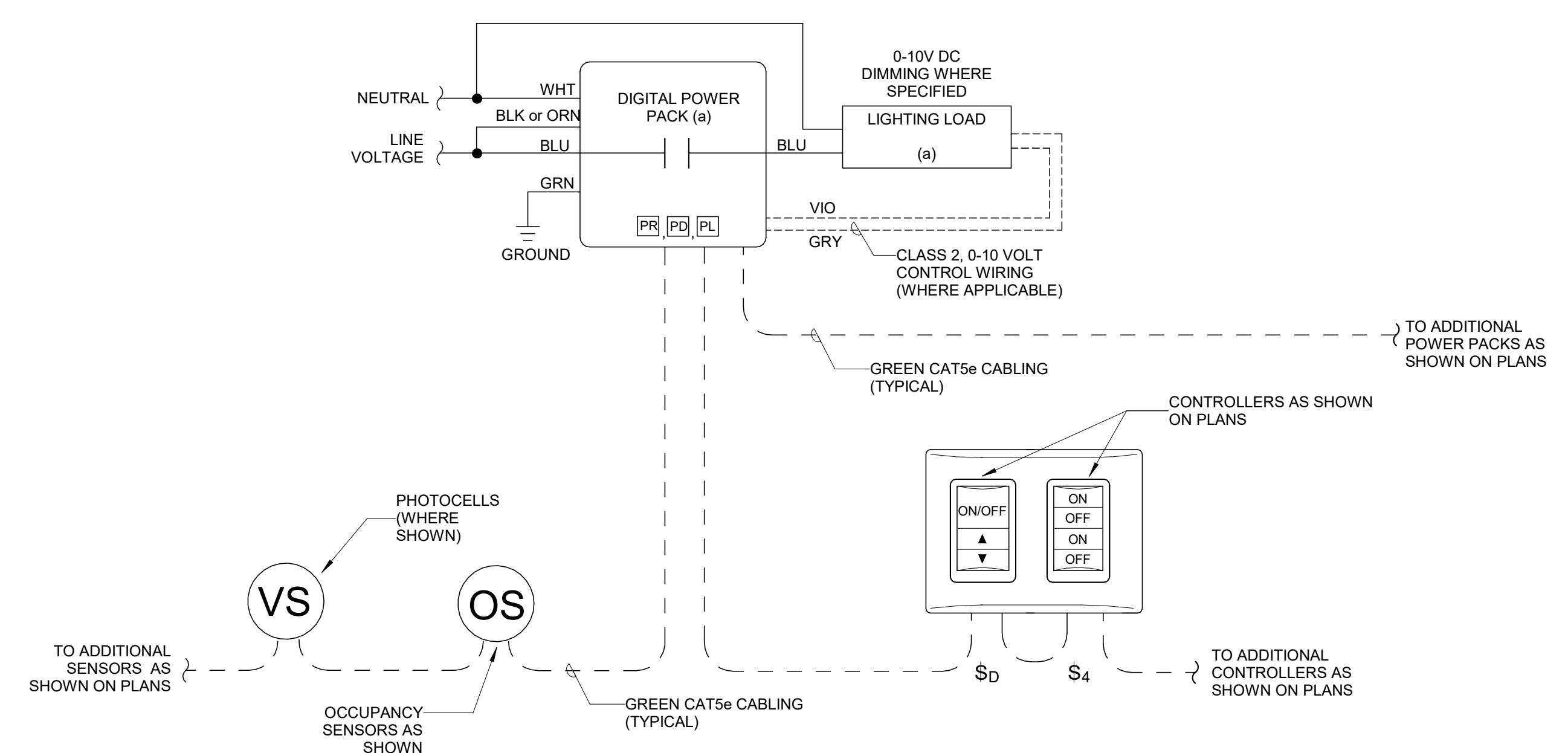


WIRING CONTROL DIAGRAMS
BEHAVIORAL HEALTH UNIT RENOVATION
UK MEDICAL CENTER - PAVILION H
LEXINGTON, KENTUCKY

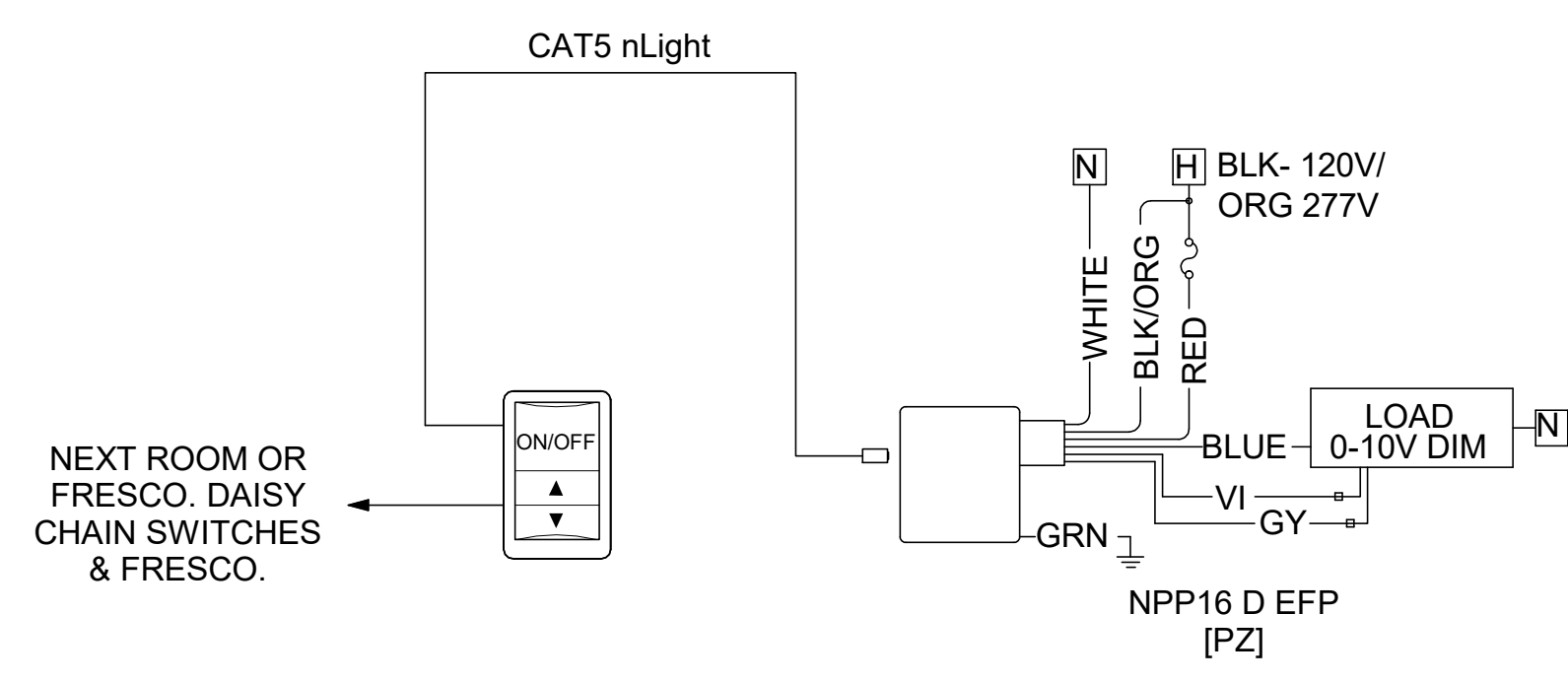
CONSTRUCTION DRAWINGS



1 PATIENT ROOM LIGHTING CONTROL - ALTERNATE 1
SCALE: NONE



2 COMMON SPACE LIGHTING CONTROL
SCALE: NONE



3 PATIENT ROOM LIGHTING CONTROL - BASE
SCALE: NONE

Revision table with columns for revision number, date, and description.

10 NOVEMBER 2021
UKY2006/XKBH20

E7.3