UNIVERSITY OF KENTUCKY
RENOVATE/UPGRADE UK HEALTHCARE FACILITIES
PAVILION A - 5TH FLOOR PATIENT ROOM FIT-OUT

1000 S. LIMESTONE, LEXINGTON, KENTUCKY 40536

OWNER
UNIVERSITY OF KENTUCKY

222 Peterson Service Building
Lexington, Kentucky 40506
Phone: 859-257-5911

CONSTRUCTION MANAGER

TURNER CONSTRUCTION COMPANY
1588 LEESTOWN ROAD SUITE 130-300
LEXINGTON, KENTUCKY 40511
Ph: 859.421.4913
www.turnerconstruction.com/

PROJECT TEAM

PROJECT ARCHITECT
GBBN Architects, Inc.
609 West Main Street
Louisville, Kentucky 40202
Ph: 502.583-0700
www.gbbn.com

MEP ENGINEER
AEI Affiliated Engineers, Inc.
10 South LaSalle Street, Suite 2700
Chicago, IL 60603
Ph: 312.977.2800
www.aeieng.com

PROJECT RELEASE: HEADWALL RFP

DRAWING INDEX - VOLUME 1

DRAWING INDEX_HEADWALL RFP

SHEET NUMBER	SHEET NAME
GENERAL	
TS	TITLE SHEET - INDEX
ARCHITECTURAL	
A105	LEVEL 05 FLOOR PLAN
A205A.2	LEVEL 05 FLOOR PLAN - AREA A - NOTES
A205B.2	LEVEL 05 FLOOR PLAN - AREA B - NOTES
A205C.2	LEVEL 05 FLOOR PLAN - AREA C - NOTES
A205D.2	LEVEL 05 FLOOR PLAN - AREA D - NOTES
A387	ENLARGED PROGRESSIVE EMU RM
A388	ENLARGED PATIENT ROOM (EMU ISO WITH ANTE ROOM)
A389	ENLARGED PATIENT ROOM (PROGRESSIVE)
A390	ENLARGED PATIENT RM (PROG. ISO. WITH ANTE RM.)
A398	HEADWALL ELEVATIONS & DETAILS
A399	HEADWALL DETAILS

DRAWING INDEX - VOLUME 2

PROJECT ARCHITECT
609 West Main Street
Louisville, KY 40202
502.583.0700
GBBN.COM

HealthCare
Renovate/Upgrade
UK Healthcare
Facilities
Pavilion A 5th Floor
Project Number: 2402.9

OWNER
University of Kentucky
222 Peterson Service Building
Lexington, Kentucky 40506

CONSTRUCTION MANAGER
Turner Construction Company
588 Leestown Road Suite 130-300
Lexington, KY 40511
859.421.4913

CONSULTANTS

MEP ENGINEER
AEI Affiliated Engineers, Inc.
10 South LaSalle Street, Suite 2700
Chicago, IL 60603
312.977.2800

MEDICAL EQUIPMENT
BSA Life Structures
9365 Counselors Row #300
Indianapolis, IN 46240
317.819.7878

DRAWING ISSUE

HEADWALL RFP

NO.	DATE	DESCRIPTION
1	08.27.20	HEADWALL RFP

DRAWING TITLE

TITLE SHEET - INDEX

SEAL

PRELIMINARY
NOT FOR
CONSTRUCTION

JOB NUMBER

13703.01

TS

Pavilion A 5th Floor PAVILION A, 1000 S. LIMESTONE, LEXINGTON, KY 40536

8/27/2020 8:39:37 AM C:\Revit_local\ARCH_UK-PCF_H1.5_12_R20v4_tgormley_gbbn_com.rvt

ROOM AREA SCHEDULE		
Number	Name	Area
Level 5		
A05C002	IDF	140 SF
A05C007	IDF	140 SF
A05E001	ELEC.	216 SF
A05E008	ELEC.	216 SF
A05L004	LINEN CHUTE	65 SF
A05L005	LINEN CHUTE	64 SF
A05Q003	EIDF	73 SF
A05Q006	EIDF	72 SF
A05S01	STAIR	206 SF
A05S02	STAIR	219 SF
A05S03	STAIR	236 SF
A05S04A	STAIR	220 SF
A05S05A	STAIR	221 SF
A05000	PUBLIC ELEVATORS	365 SF
A05001	CORRIDOR	709 SF
A05013	CORRIDOR	205 SF
A05013A	PTS TRANSFER	14 SF
A05013B	WC STORAGE	37 SF
A05017	CORRIDOR	457 SF
A05019	CORRIDOR	175 SF
A05019A	EQUIPT	44 SF
A05020	STAFF ELEVATORS	333 SF
A05021	CLEAN EQUIPMENT	301 SF
A05022	EQUIPMENT	110 SF
A05023	PATIENT ELEVATORS	395 SF
A05024	OT/PT GYM	684 SF
A05024A	TOILET	71 SF
A05024B	SHARED CONF	146 SF
A05024C	OT/PT REPORT ROOM	166 SF
A05025	SLP REPORT ROOM	117 SF
A05026	DIETARY	213 SF
A05027	NEUROSCIENCE DIRECTOR OFFICE	199 SF
A05028	SERVICE ELEVATORS	323 SF
A05029	CORRIDOR	695 SF
A05031	CORRIDOR	456 SF
A05035	CORRIDOR	175 SF
A05035A	XRAY/TECH	44 SF
A05041	CORRIDOR	198 SF
A05041A	PTS	14 SF
A05041B	EQUIP.	45 SF
A05047	CORRIDOR	453 SF
A05100	WAIT.	572 SF
A05100A	VENDING	46 SF
A05101	VEST.	35 SF
A05101A	PUBLIC WOMEN'S RESTROOM	190 SF
A05102A	UNIT CLERK	76 SF
A05102B	CONSULT	65 SF
A05111	ANTE ROOM	92 SF
A05111A	PATIENT RM PROG ISO.	262 SF
A05111B	TOILET	47 SF
A05112	PATIENT RM PROG	279 SF
A05112A	TOILET	47 SF
A05113	PATIENT RM PROG	287 SF
A05113A	TOILET	47 SF
A05114	PATIENT RM PROG	287 SF
A05114A	TOILET	47 SF
A05115	PATIENT RM PROG	288 SF
A05115A	TOILET	47 SF
A05116	PATIENT RM PROG	284 SF
A05116A	TOILET	47 SF
A05117	PATIENT RM PROG	286 SF
A05117A	TOILET	46 SF
A05118	PATIENT RM PROG	287 SF
A05118A	TOILET	47 SF
A05119	PATIENT RM PROG	304 SF
A05119A	TOILET	47 SF
A05120	PATIENT RM PROG	296 SF
A05120A	TOILET	46 SF
A05121	PATIENT RM PROG	299 SF
A05121A	TOILET	46 SF
A05122	PATIENT RM PROG	301 SF
A05122A	TOILET	47 SF
A05123	PATIENT RM PROG	287 SF
A05123A	TOILET	47 SF
A05124	PATIENT RM PROG	284 SF
A05124A	TOILET	47 SF
A05125	PATIENT RM PROG	287 SF
A05125A	TOILET	47 SF
A05126	PATIENT RM PROG ISO.	285 SF
A05126A	TOILET	47 SF
A05127	PATIENT RM PROG ISO.	285 SF
A05127A	TOILET	46 SF
A05128	PATIENT RM PROG	284 SF
A05128A	TOILET	47 SF
A05129	PATIENT RM PROG	287 SF
A05129A	TOILET	47 SF
A05130	PATIENT RM PROG	287 SF
A05130A	TOILET	47 SF
A05131	PATIENT RM. PROG. - PROT. ISO.	287 SF
A05131A	TOILET	47 SF
A05132	PATIENT RM. PROG. - PROT. ISO.	284 SF
A05132A	TOILET	47 SF
A05133	PATIENT RM. PROG.	287 SF
A05133A	TOILET	47 SF
A05134	PATIENT RM. PROG.	284 SF
A05134A	TOILET	47 SF
A05135	PATIENT RM. PROG.	287 SF
A05135A	TOILET	47 SF
A05136	PATIENT RM. PROG.	285 SF
A05136A	TOILET	47 SF
A05137	PATIENT RM. PROG.	301 SF
A05137A	TOILET	47 SF
A05138	PATIENT RM PROG ISO.	295 SF
A05138A	TOILET	46 SF
A05139	PATIENT RM PROG ISO.	299 SF
A05139A	TOILET	46 SF
A05140	PATIENT RM. PROG.	301 SF
A05140A	TOILET	47 SF
A05141	PATIENT RM. PROG.	285 SF
A05141A	TOILET	47 SF
A05142	PATIENT RM PROG ISO.	284 SF
A05142A	TOILET	47 SF

ROOM AREA SCHEDULE		
Number	Name	Area
A05142B	ANTE RM.	48 SF
A05150	STAFF TR	55 SF
A05151	OFFICE	97 SF
A05152	WORK ROOM	150 SF
A05153	NOUR.	71 SF
A05154	CLEAN UTIL.	211 SF
A05155	HSKP.	52 SF
A05156	MEDS	102 SF
A05157	EQUIP.	117 SF
A05158	CORRIDOR	534 SF
A05158A	CORRIDOR	132 SF
A05158B	CORRIDOR	131 SF
A05158C	CHARTING	29 SF
A05158D	CHARTING	29 SF
A05160	CORRIDOR	1307 SF
A05160A	EQUIP	15 SF
A05160B	CHARTING	24 SF
A05160C	CHARTING	24 SF
A05160D	CHARTING	24 SF
A05160E	CHARTING	24 SF
A05161	TEAM WKS.	330 SF
A05161A	OFFICE	82 SF
A05161A	OFFICE (1P)	53 SF
A05161B	OFFICE (1P)	55 SF
A05161C	OFFICE (2P)	79 SF
A05161D	OFFICE (2P)	78 SF
A05161E	OFFICE (2P)	79 SF
A05161F	OFFICE (2P)	80 SF
A05162	SOILED UTILITY	254 SF
A05163	NOUR.	75 SF
A05164	CLEAN UTILITY	213 SF
A05165	EQUIP	100 SF
A05166	MEDS	85 SF
A05167	UNIT CLERK	61 SF
A05168	CORRIDOR	259 SF
A05170	BREAK ROOM	497 SF
A05171	STAFF TOILET	54 SF
A05173	LACTATION	70 SF
A05174	OFFICE MGR.	102 SF
A05175	CLASSROOM	324 SF
A05176	HOSPITALITY	79 SF
A05178	CORRIDOR	1307 SF
A05178A	EQUIP	44 SF
A05178B	EQUIP.	14 SF
A05178C	CHARTING	24 SF
A05178D	CHARTING	24 SF
A05178E	CHARTING	24 SF
A05178F	CHARTING	24 SF
A05180	ASST. OFFICE MGR	76 SF
A05181	HSKP.	53 SF
A05182	STAFF TOILET	57 SF
A05183	STAFF TOILET	57 SF
A05184	STAFF TOIL./SHR.	76 SF
A05185	LOCKERS	277 SF
A05186	SOILED UTILITY	154 SF
A05187	EQUIP.	217 SF
A05189	NOUR.	81 SF
A05190	CLEAN UTILITY	228 SF
A05192	MEDS	92 SF
A05193	PROGRESSIVE CARE NURSE WKSTATION	356 SF
A05193A	PTS	54 SF
A05194	STROKE AND TRANSITION OF CARE WORK ROOM	392 SF
A05195	CORRIDOR	340 SF
A05195A	CHARTING	24 SF
A05197	CORRIDOR	828 SF
A05197A	CORRIDOR	132 SF
A05197B	CORRIDOR	132 SF
A05197C	CHARTING	29 SF
A05197D	CHARTING	29 SF
A05199	CORRIDOR	933 SF
A05199A	EQUIP.	30 SF
A05199B	CHARTING	24 SF
A05199C	CHARTING	24 SF
A05199D	CHARTING	24 SF
A05199E	EQUIP	25 SF
A05200	WAIT.	566 SF
A05200A	VENDING	48 SF
A05201	VEST	35 SF
A05201A	PUBLIC MEN'S RESTROOM	188 SF
A05202A	UNIT CLERK	74 SF
A05202B	CONSULT	65 SF
A05211	ANTE ROOM	92 SF
A05211A	PATIENT RM. PROG. ISO.	264 SF
A05211B	TOILET	47 SF
A05212	PATIENT RM. EMU PROG.	280 SF
A05212A	TOILET	47 SF
A05213	PATIENT RM. EMU PROG.	284 SF
A05213A	TOILET	47 SF
A05214	PATIENT RM. EMU PROG.	269 SF
A05214A	TOILET	47 SF
A05215	PATIENT RM. EMU PROG.	287 SF
A05215A	TOILET	47 SF
A05216	PATIENT RM. EMU PROG.	268 SF
A05216A	TOILET	47 SF
A05217	PATIENT RM. EMU PROG.	284 SF
A05217A	TOILET	47 SF
A05218	PATIENT RM. EMU PROG.	280 SF
A05218A	TOILET	47 SF
A05219	PATIENT RM. EMU PROG.	301 SF
A05219A	TOILET	47 SF
A05220	PATIENT RM. EMU PROG.	300 SF
A05220A	TOILET	46 SF
A05221	PATIENT RM. EMU PROG.	296 SF
A05221A	TOILET	46 SF
A05222	PATIENT RM. EMU PROG.	298 SF
A05222A	TOILET	47 SF
A05223	PATIENT RM. ICU	285 SF
A05223A	TOILET	47 SF
A05224	PATIENT RM. ICU	287 SF
A05224A	TOILET	47 SF
A05225	PATIENT RM. ICU	285 SF
A05225A	TOILET	47 SF
A05226	PATIENT RM. ICU ISO.	285 SF

ROOM AREA SCHEDULE		
Number	Name	Area
A05226A	TOILET	47 SF
A05227	PATIENT RM. ICU ISO.	285 SF
A05227A	TOILET	47 SF
A05228	PATIENT RM. ICU	285 SF
A05228A	TOILET	47 SF
A05229	PATIENT RM. ICU	284 SF
A05229A	TOILET	47 SF
A05230	PATIENT RM. ICU	285 SF
A05230A	TOILET	47 SF
A05231	PATIENT RM. ICU	285 SF
A05231A	TOILET	47 SF
A05232	PATIENT RM. ICU	287 SF
A05232A	TOILET	47 SF
A05233	PATIENT RM. ICU	284 SF
A05233A	TOILET	47 SF
A05234	PATIENT RM. ICU	287 SF
A05234A	TOILET	47 SF
A05235	PATIENT RM. ICU	283 SF
A05235A	TOILET	47 SF
A05236	PATIENT RM. ICU	284 SF
A05236A	TOILET	47 SF
A05237	PATIENT RM. ICU	301 SF
A05237A	TOILET	47 SF
A05238	PATIENT RM. ICU ISO.	298 SF
A05238A	TOILET	46 SF
A05239	PATIENT RM. ICU ISO.	294 SF
A05239A	TOILET	46 SF
A05240	PATIENT RM. ICU	302 SF
A05240A	TOILET	47 SF
A05241	PATIENT RM. ICU	285 SF
A05241A	TOILET	47 SF
A05242	PATIENT RM. ICU ISO.	284 SF
A05242A	TOILET	47 SF
A05242B	ANTE ROOM	48 SF
A05250	STAFF TOIL.	55 SF
A05251	EMU WORK ROOM	246 SF
A05253	NOUR.	71 SF
A05254	CLEAN UTILITY	211 SF
A05255	HSKP.	52 SF
A05256	MEDS	102 SF
A05257	EQUIP.	116 SF
A05258	CORR.	534 SF
A05258A	CORR.	131 SF
A05258B	CORR.	131 SF
A05258C	CHARTING	29 SF
A05258D	CHARTING	29 SF
A05260	CORR.	1307 SF
A05260A	EQUIP	15 SF
A05260B	CHARTING	24 SF
A05260C	CHARTING	24 SF
A05260D	CHARTING	24 SF
A05260E	CHARTING	24 SF
A05261	TEAM WKS	602 SF
A05261B	OFFICE	82 SF
A05262	SOILED UTILITY	254 SF
A05263	NOUR.	75 SF
A05264	CLEAN UTILITY	213 SF
A05265	EQUIP.	100 SF
A05266	MEDS.	85 SF
A05268	CORR.	255 SF
A05270	BREAK ROOM	499 SF
A05271	STAFF TOIL.	54 SF
A05273	DICTATION	72 SF
A05274	OFFICE MGR.	102 SF
A05275	RESIDENT WORK ROOM	325 SF
A05275	UNIT CLERK	61 SF
A05276	LACTATION ROOM	78 SF
A05278	CORR.	1307 SF
A05278A	EQUIP.	44 SF
A05278B	EQUIP.	17 SF
A05278C	CHARTING	24 SF
A05278D	CHARTING	24 SF
A05278E	CHARTING	24 SF
A05278F	CHARTING	24 SF
A05280	OFFICE ASST MGR	76 SF
A05281	HSKP.	53 SF
A05282	STAFF TOILET	57 SF
A05283	STAFF TOILET	57 SF
A05284	STAFF TOIL./SHR.	76 SF
A05285	LOCKERS	277 SF
A05286	SOILED UTILITY	153 SF
A05287	EQUIP	210 SF
A05289	NOUR	81 SF
A05290	CLEAN UTILITY	227 SF
A05291	NEURO SURG REPORT/WORK ROOM	266 SF
A05292	MEDS	92 SF
A05293	ICU TEAM WKS	358 SF
A05293A	PTS	54 SF
A05294	CRITICAL CARE/ANES TEAM RM	128 SF
A05295	CORRIDOR	340 SF
A05295A	CHARTING	24 SF
A05297	CORRIDOR	830 SF
A05297A	CORRIDOR	228 SF
A05297A1	PORTABLE CT	28 SF
A05297B	CORRIDOR	132 SF
A05297C	CHARTING	29 SF
A05297D	CHARTING	29 SF
A05298	CLASSROOM	366 SF
A05298A	CLOSET	14 SF
A05299	CORRIDOR	942 SF
A05299A	EQUIP	30 SF
A05299B	CHARTING	24 SF
A05299C	CHARTING	19 SF
A05299D	CHARTING	19 SF
A05299E	EQUIP.	25 SF
A05300	OFFICE	89 SF

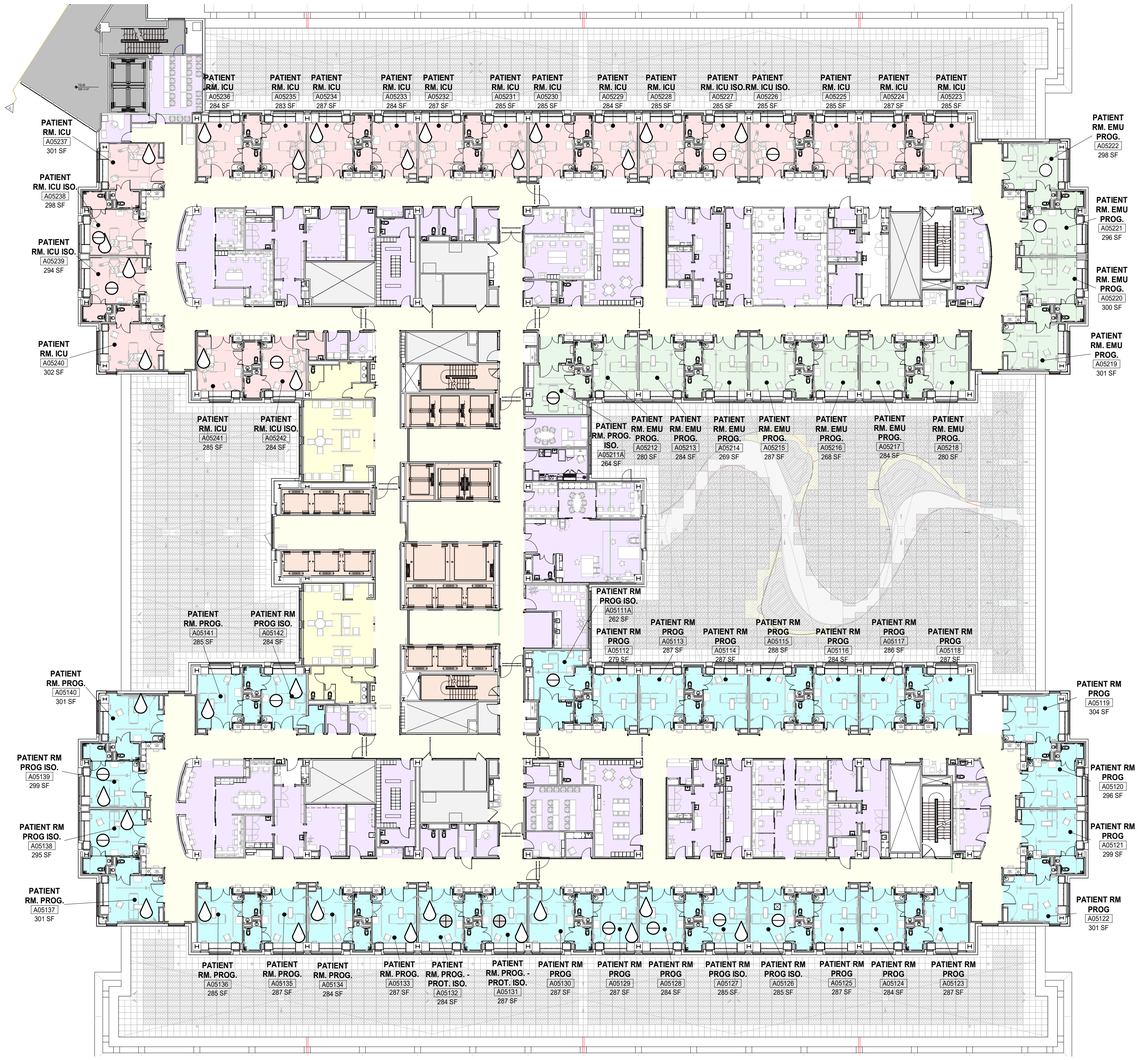

LEVEL 05 FLOOR PLAN

1 / A105 SCALE: 1" = 20'-0"

ROOM GRAPHIC LEGEND

- DIALYSIS BOX LOCATIONS
- POSITIVE PRESSURE ROOMS - PROTECTIVE ENVELOPE (PROT. ENV.) INFRASTRUCTURE ONLY
- NEGATIVE PRESSURE ROOMS - ISOLATION (ISO.)
- SWING ICU ROOMS

DEPARTMENT LEGEND

- BUILDING REQUIRED
- CIRCULATION
- CLINICAL AND STAFF AREAS
- EMU PROGRESSIVE CARE
- ICU
- PROGRESSIVE CARE
- PUBLIC LOBBY
- STAIRS/ELEVATORS

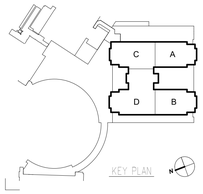

GBBN

PROJECT ARCHITECT
609 West Main Street
Louisville, KY 40202
502.583.0700
GBBN.COM

UK HealthCare
Renovate/Upgrade
UK Healthcare
Facilities
Pavilion A 5th Floor
Project Number: 2402.9

OWNER
University of Kentucky
222 Peterson Service Building
Lexington, Kentucky 40506

CONSTRUCTION MANAGER
Turner Construction Company
588 Leestown Road Suite 130-300
Lexington, KY 40511
859.421.4913

CONSULTANTS

MEP ENGINEER
AEI Affiliated Engineers, Inc.
10 South LaSalle Street, Suite 2700
Chicago, IL 60603
312.977.2800

MEDICAL EQUIPMENT
BSA Life Structures
9365 Counselors Row #300
Indianapolis, IN 46240
317.819.7878

Pavilion A 5th Floor PAVILION A, 1000 S. LIMESTONE, LEXINGTON, KY 40536

DRAWING ISSUE

HEADWALL RFP

NO.	DATE	DESCRIPTION
1	08.27.20	HEADWALL RFP

DRAWING TITLE

LEVEL 05 FLOOR PLAN

SEAL

PRELIMINARY NOT FOR CONSTRUCTION

JOB NUMBER

13703.01

A105

8/27/2020 8:41:43 AM C:\Revit.local\ARCH_UK-PCF_int_5_12_R20\rvt_tgurney_gbbn_com.rvt

FLOOR PLAN GENERAL NOTES

A. REFER TO ARCHITECTURAL STANDARDS "AS" SHEET FOR MISCELLANEOUS ITEMS INSTALLATION HEIGHTS AND GENERAL PROJECT NOTES.
B. PARTITIONS TO BE TYPE 3A UNLESS NOTED OTHERWISE. PARTITIONS AT SHELL SPACES TO BE TYPE 23A UNLESS NOTED OTHERWISE. FURRING AT CONCRETE COLUMNS TO BE TYPE 31 HEIGHT TO MATCH CONTIGUOUS PARTITION. WHERE FURRING IS NOT AN EXTENSION OF A PARTITION, PROVIDE TYPE 31D.
C. REFER TO EQUIPMENT PLANS, EQUIPMENT PROJECT MANUAL INFORMATION AND SITE SPECIFIC VENDOR DRAWINGS FOR EQUIPMENT DETAILS AND MISCELLANEOUS INSTALLATION INFORMATION.
D. ALL COUNTERTOPS ARE 2'-1" DEEP UNLESS NOTED OTHERWISE.
E. REFER TO MEP DRAWINGS AND ARCHITECTURAL ELEVATIONS FOR LOCATIONS OF MEDICAL GASES, CODE BLUE AND NURSE CALL OUTLETS.
F. FURNITURE AND EQUIPMENT SHOWN DASHED ON THE FLOOR PLANS IS TO BE OWNER FURNISHED AND OWNER INSTALLED, UNLESS INDICATED OTHERWISE.
G. ENLARGED PLAN DRAWINGS ARE PROVIDED TO DEPICT GENERAL LAYOUT OF WORK WITHIN BOUNDARY OF THE ENLARGED PLAN AND ARE INTENDED TO REPRESENT SIMILAR ROOM AND SPACE CONFIGURATIONS WHERE INDICATED OR WHERE TYPICAL. WHERE 1/8" SCALE PLAN AND ENLARGED PLAN OF A CORRESPONDING SIMILAR AREA SHOW DIFFERING LAYOUTS OR SCOPE, REFER TO THE 1/8" SCALE PLAN.
H. FOR WALL MOUNTED FIRE EXTINGUISHERS (10-4400) SEE LIFE SAFETY DRAWINGS.
I. AT FIT-UP OF SHELL SPACES IN PREVIOUSLY CONSTRUCTED BID PACKAGES REMOVE EXISTING WALL MOUNTED FIRE EXTINGUISHERS. SALVAGE FOR REUSE.
J. CONTROL JOINTS IN FLOOR FINISH AND NEW TOPPING SLAB SUBSTRATE ARE TO ALIGN WITH THE ACTUAL STRUCTURAL SLAB JOINTS.
K. ALL NEGATIVE AND POSITIVE PRESSURE PATIENT ROOMS ARE TO BE PRESSURE TESTED AND APPROVED BY OWNER/ARCHITECT/ENGINEER AFTER PARTITION AND DOOR ENCLOSURE IS COMPLETE, AND PRIOR TO INSTALLATION OF INTERIOR FINISHES.
L. PROVIDE BLOCKING IN WALLS, CEILINGS, AND WHERE ELSE REQUIRED FOR ALL OWNER AND CONTRACTOR INSTALLED EQUIPMENT. VERIFY WITH CONSTRUCTION MANAGER PRIOR TO INSTALLATION OF GYP. BD
M. PROVIDE 16-1050 PAINTED PLYWOOD EQUIPMENT BACKING PANELS FOR NEW EQUIPMENT IN IDF, EIDF, ELECTRICAL AND MECHANICAL ROOMS AND WHERE NEW EQUIPMENT IS INDICATED ON MEPT DOCUMENTS.
N. ALL EXISTING WALLS ARE TO BE FINISHED TO LEVEL 4 PRIOR TO PAINTING.

KEYNOTE LEGEND

KEYNOTE	DESCRIPTION
06-4000-A174	PROVIDE 2" RADIUS ROUNDED CORNER AT EXPOSED EDGE OF COUNTER.
10-2813-A108	HOOK-COAT; CH-1 ON SOILD MAPLE TRIM WD-1A UNO.
10-4400-A002	FULLY RECESSED FIRE EXTINGUISHER AND CABINET

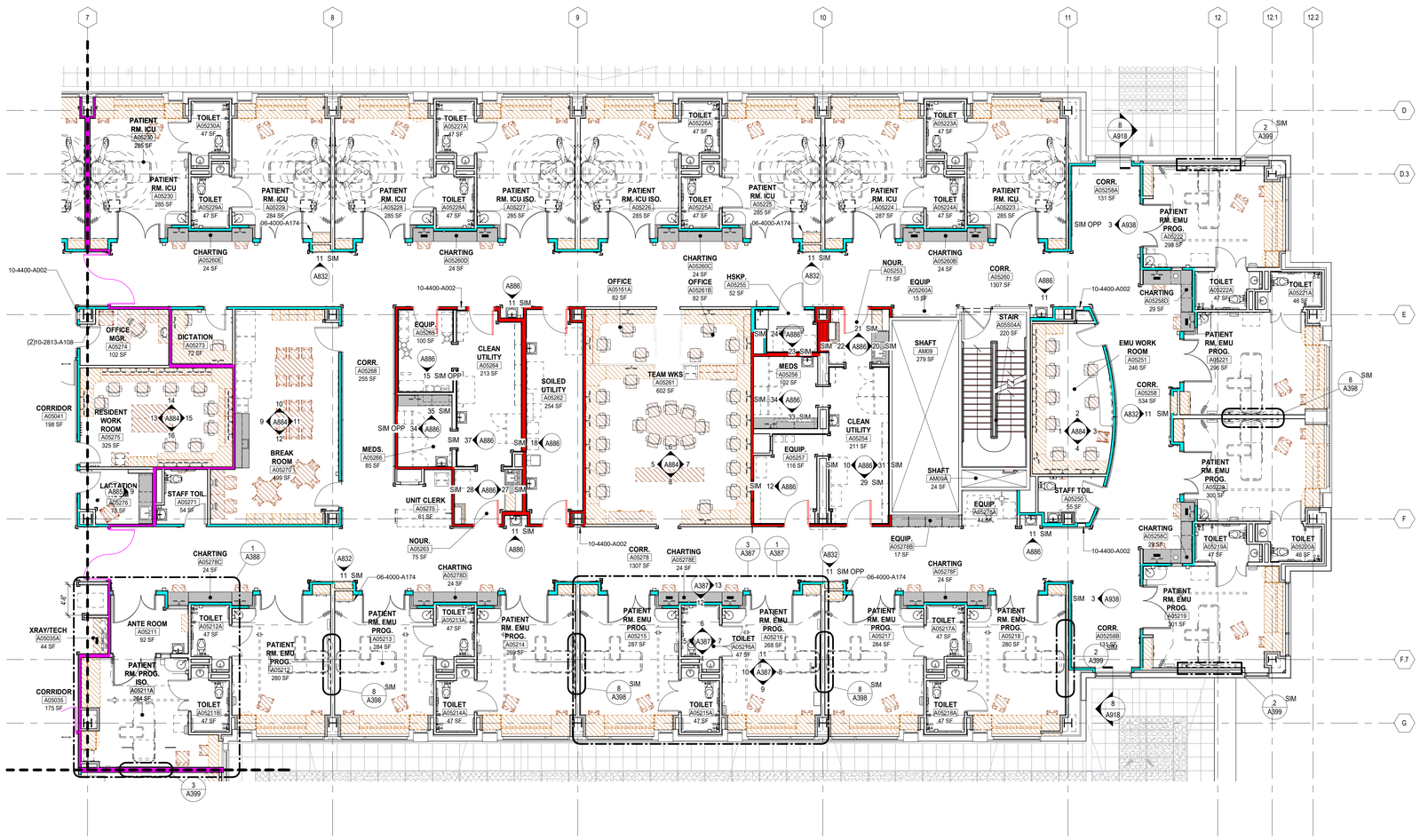

1 A205A.2 **LEVEL 05 FLOOR PLAN - AREA A**
SCALE: 1/8" = 1'-0"

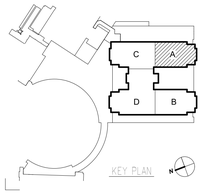

GBBN

PROJECT ARCHITECT
609 West Main Street
Louisville, KY 40202
502.583.0700
GBBN.COM

UK HealthCare
Renovate/Upgrade
UK Healthcare
Facilities
Pavilion A 5th Floor
Project Number: 2402.9

OWNER
University of Kentucky
222 Peterson Service Building
Lexington, Kentucky 40506

CONSTRUCTION MANAGER
Turner Construction Company
588 Leestown Road Suite 130-300
Lexington, KY 40511
859.421.4913

CONSULTANTS

MEP ENGINEER
AEI Affiliated Engineers, Inc.
10 South LaSalle Street, Suite 2700
Chicago, IL 60603
312.977.2800

MEDICAL EQUIPMENT
BSA Life Structures
9365 Counselors Row #300
Indianapolis, IN 46240
317.819.7878

DRAWING ISSUE

HEADWALL RFP

NO.	DATE	DESCRIPTION
1	08.27.20	HEADWALL RFP

DRAWING TITLE

LEVEL 05 FLOOR PLAN - AREA A - NOTES

SEAL

PRELIMINARY NOT FOR CONSTRUCTION

JOB NUMBER

13703.01

A205A.2

Pavilion A 5th Floor PAVILION A, 1000 S. LIMESTONE, LEXINGTON, KY 40536

C:\Revit_Local\ARCH_UK-PCF_H1.5_12_R20\rvt_tgormley_gbbn_com.rvt
8/27/2020 8:54:20 AM

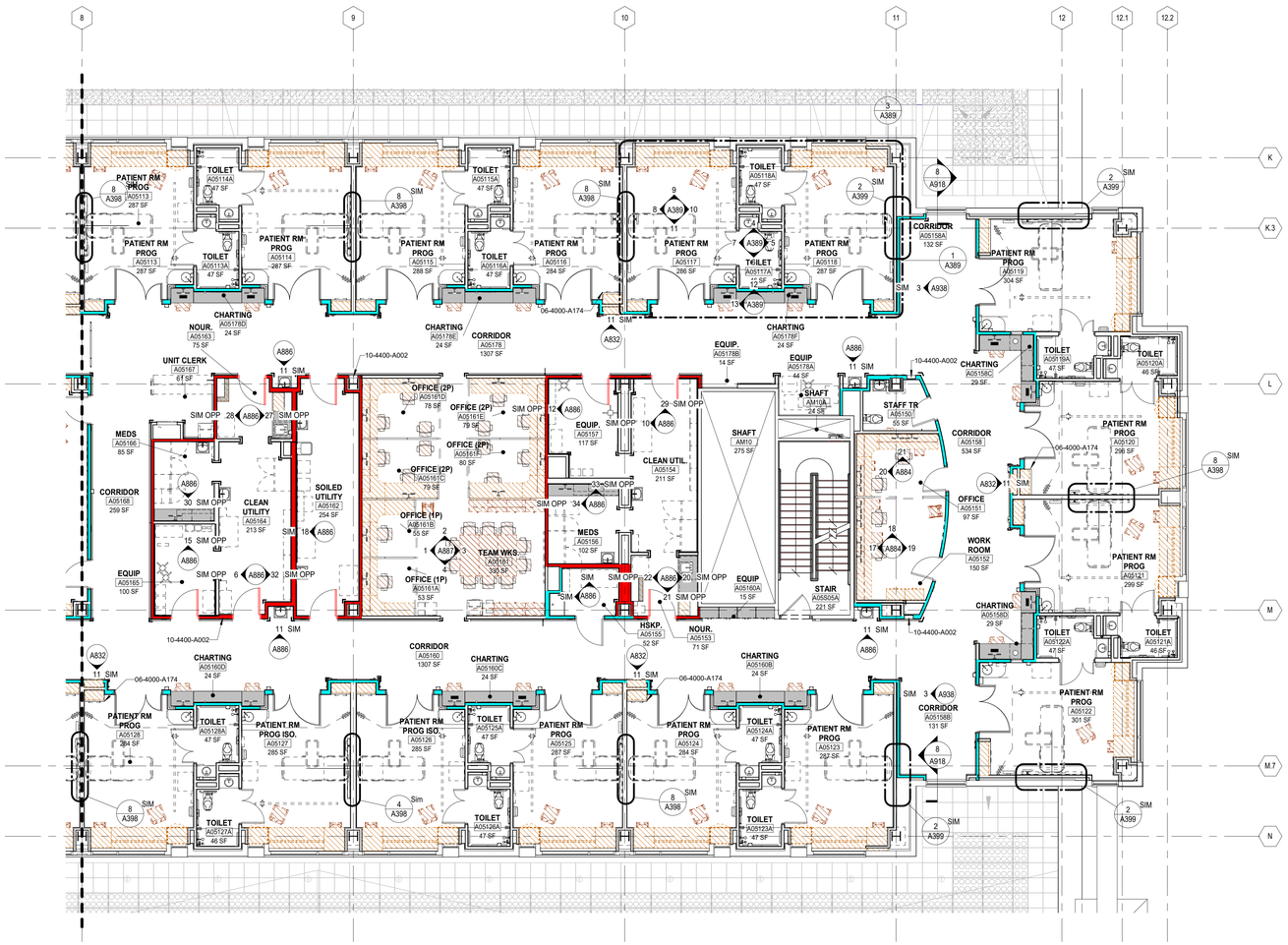

1 A205B.2 **LEVEL 05 FLOOR PLAN - AREA B**

SCALE: 1/8" = 1'-0"

FLOOR PLAN GENERAL NOTES

A. REFER TO ARCHITECTURAL STANDARDS "AS" SHEET FOR MISCELLANEOUS ITEMS INSTALLATION HEIGHTS AND GENERAL PROJECT NOTES.
B. PARTITIONS TO BE TYPE 3A UNLESS NOTED OTHERWISE. PARTITIONS AT SHELL SPACES TO BE TYPE 23A UNLESS NOTED OTHERWISE. FURRING AT CONCRETE COLUMNS TO BE TYPE 31 HEIGHT TO MATCH CONTIGUOUS PARTITION. WHERE FURRING IS NOT AN EXTENSION OF A PARTITION, PROVIDE TYPE 31D.
C. REFER TO EQUIPMENT PLANS, EQUIPMENT PROJECT MANUAL INFORMATION AND SITE SPECIFIC VENDOR DRAWINGS FOR EQUIPMENT DETAILS AND MISCELLANEOUS INSTALLATION INFORMATION.
D. ALL COUNTERTOPS ARE 2'-1" DEEP UNLESS NOTED OTHERWISE.
E. REFER TO MEP DRAWINGS AND ARCHITECTURAL ELEVATIONS FOR LOCATIONS OF MEDICAL GASES, CODE BLUE AND NURSE CALL OUTLETS.
F. FURNITURE AND EQUIPMENT SHOWN DASHED ON THE FLOOR PLANS IS TO BE OWNER FURNISHED AND OWNER INSTALLED, UNLESS INDICATED OTHERWISE.
G. ENLARGED PLAN DRAWINGS ARE PROVIDED TO DEPICT GENERAL LAYOUT OF WORK WITHIN BOUNDARY OF THE ENLARGED PLAN AND ARE INTENDED TO REPRESENT SIMILAR ROOM AND SPACE CONFIGURATIONS WHERE INDICATED OR WHERE TYPICAL. WHERE 1/8" SCALE PLAN AND ENLARGED PLAN OF A CORRESPONDING SIMILAR AREA SHOW DIFFERING LAYOUTS OR SCOPE, REFER TO THE 1/8" SCALE PLAN.
H. FOR WALL MOUNTED FIRE EXTINGUISHERS (10-4400) SEE LIFE SAFETY DRAWINGS.
I. AT FIT-UP OF SHELL SPACES IN PREVIOUSLY CONSTRUCTED BID PACKAGES REMOVE EXISTING WALL MOUNTED FIRE EXTINGUISHERS, SALVAGE FOR REUSE.
J. CONTROL JOINTS IN FLOOR FINISH AND NEW TOPPING SLAB SUBSTRATE ARE TO ALIGN WITH THE ACTUAL STRUCTURAL SLAB JOINTS.
K. ALL NEGATIVE AND POSITIVE PRESSURE PATIENT ROOMS ARE TO BE PRESSURE TESTED AND APPROVED BY OWNER/ARCHITECT/ENGINEER AFTER PARTITION AND DOOR ENCLOSURE IS COMPLETE, AND PRIOR TO INSTALLATION OF INTERIOR FINISHES.
L. PROVIDE BLOCKING IN WALLS, CEILINGS, AND WHERE ELSE REQUIRED FOR ALL OWNER AND CONTRACTOR INSTALLED EQUIPMENT. VERIFY WITH CONSTRUCTION MANAGER PRIOR TO INSTALLATION OF GYP. BD
M. PROVIDE 16-1050 PAINTED PLYWOOD EQUIPMENT BACKING PANELS FOR NEW EQUIPMENT IN IDF, EIDF, ELECTRICAL AND MECHANICAL ROOMS AND WHERE NEW EQUIPMENT IS INDICATED ON MEPT DOCUMENTS.
N. ALL EXISTING WALLS ARE TO BE FINISHED TO LEVEL 4 PRIOR TO PAINTING.

KEYNOTE LEGEND

KEYNOTE	DESCRIPTION
06-4000-A174	PROVIDE 2" RADIUS ROUNDED CORNER AT EXPOSED EDGE OF COUNTER.
10-4400-A002	FULLY RECESSED FIRE EXTINGUISHER AND CABINET

GBBN

PROJECT ARCHITECT
609 West Main Street
Louisville, KY 40202
502.583.0700
GBBN.COM

UK HealthCare

Renovate/Upgrade
UK Healthcare
Facilities
Pavilion A 5th Floor
Project Number: 2402.9

OWNER
University of Kentucky
222 Peterson Service Building
Lexington, Kentucky 40506

CONSTRUCTION MANAGER
Turner Construction Company
588 Leestown Road Suite 130-300
Lexington, KY 40511
859.421.4913

CONSULTANTS

MEP ENGINEER
AEI Affiliated Engineers, Inc.
10 South LaSalle Street, Suite 2700
Chicago, IL 60603
312.977.2800

MEDICAL EQUIPMENT
BSA Life Structures
9365 Counselors Row #300
Indianapolis, IN 46240
317.819.7878

DRAWING ISSUE

HEADWALL RFP

NO.	DATE	DESCRIPTION
1	08.27.20	HEADWALL RFP

DRAWING TITLE

LEVEL 05 FLOOR PLAN - AREA B - NOTES

SEAL

PRELIMINARY NOT FOR CONSTRUCTION

JOB NUMBER

13703.01

A205B.2

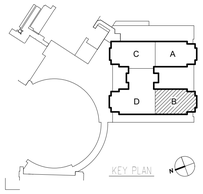

Pavilion A 5th Floor PAVILION A, 1000 S. LIMESTONE, LEXINGTON, KY 40536

8/27/2020 8:56:37 AM C:\Revit_local\ARCH_UK-PCF_int_5_12_R20v1_tgomley_gbbn_com.rvt

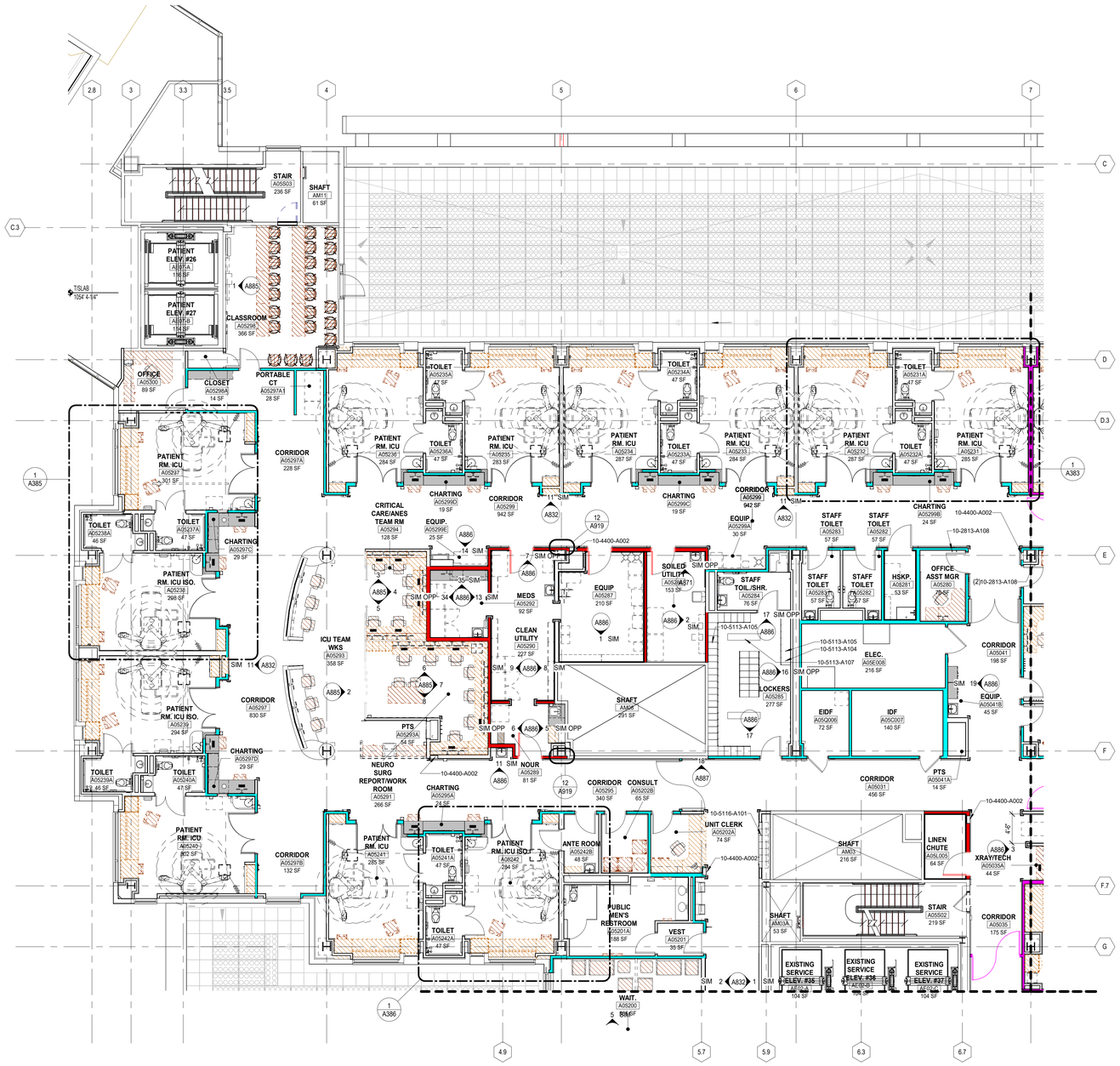

1 A205C.2 **LEVEL 05 FLOOR PLAN - AREA C**
SCALE: 1/8" = 1'-0"

FLOOR PLAN GENERAL NOTES

A. REFER TO ARCHITECTURAL STANDARDS "AS" SHEET FOR MISCELLANEOUS ITEMS INSTALLATION HEIGHTS AND GENERAL PROJECT NOTES.
B. PARTITIONS TO BE TYPE 3A UNLESS NOTED OTHERWISE. PARTITIONS AT SHELL SPACES TO BE TYPE 23A UNLESS NOTED OTHERWISE. FURRING AT CONCRETE COLUMNS TO BE TYPE 31 HEIGHT TO MATCH CONTIGUOUS PARTITION. WHERE FURRING IS NOT AN EXTENSION OF A PARTITION, PROVIDE TYPE 31D.
C. REFER TO EQUIPMENT PLANS, EQUIPMENT PROJECT MANUAL INFORMATION AND SITE SPECIFIC VENDOR DRAWINGS FOR EQUIPMENT DETAILS AND MISCELLANEOUS INSTALLATION INFORMATION.
D. ALL COUNTERTOPS ARE 2'-1" DEEP UNLESS NOTED OTHERWISE.
E. REFER TO MEP DRAWINGS AND ARCHITECTURAL ELEVATIONS FOR LOCATIONS OF MEDICAL GASES, CODE BLUE AND NURSE CALL OUTLETS.
F. FURNITURE AND EQUIPMENT SHOWN DASHED ON THE FLOOR PLANS IS TO BE OWNER FURNISHED AND OWNER INSTALLED, UNLESS INDICATED OTHERWISE.
G. ENLARGED PLAN DRAWINGS ARE PROVIDED TO DEPICT GENERAL LAYOUT OF WORK WITHIN BOUNDARY OF THE ENLARGED PLAN AND ARE INTENDED TO REPRESENT SIMILAR ROOM AND SPACE CONFIGURATIONS WHERE INDICATED OR WHERE TYPICAL. WHERE 1/8" SCALE PLAN AND ENLARGED PLAN OF A CORRESPONDING SIMILAR AREA SHOW DIFFERING LAYOUTS OR SCOPE, REFER TO THE 1/8" SCALE PLAN.
H. FOR WALL MOUNTED FIRE EXTINGUISHERS (10-4400) SEE LIFE SAFETY DRAWINGS.
I. AT FIT-UP OF SHELL SPACES IN PREVIOUSLY CONSTRUCTED BID PACKAGES REMOVE EXISTING WALL MOUNTED FIRE EXTINGUISHERS, SALVAGE FOR REUSE.
J. CONTROL JOINTS IN FLOOR FINISH AND NEW TOPPING SLAB SUBSTRATE ARE TO ALIGN WITH THE ACTUAL STRUCTURAL SLAB JOINTS.
K. ALL NEGATIVE AND POSITIVE PRESSURE PATIENT ROOMS ARE TO BE PRESSURE TESTED AND APPROVED BY OWNER/ARCHITECT/ENGINEER AFTER PARTITION AND DOOR ENCLOSURE IS COMPLETE, AND PRIOR TO INSTALLATION OF INTERIOR FINISHES.
L. PROVIDE BLOCKING IN WALLS, CEILINGS, AND WHERE ELSE REQUIRED FOR ALL OWNER AND CONTRACTOR INSTALLED EQUIPMENT. VERIFY WITH CONSTRUCTION MANAGER PRIOR TO INSTALLATION OF GYP. BD
M. PROVIDE 16-1050 PAINTED PLYWOOD EQUIPMENT BACKING PANELS FOR NEW EQUIPMENT IN IDF, EIDF, ELECTRICAL AND MECHANICAL ROOMS AND WHERE NEW EQUIPMENT IS INDICATED ON MEPT DOCUMENTS.
N. ALL EXISTING WALLS ARE TO BE FINISHED TO LEVEL 4 PRIOR TO PAINTING.

KEYNOTE LEGEND

KEYNOTE	DESCRIPTION
10-2813-A108	HOOK-COAT; CH-1 ON SOILD MAPLE TRIM WD-1A UNO.
10-4400-A002	FULLY RECESSED FIRE EXTINGUISHER AND CABINET
10-5113-A104	COMPARTMENT BACKPACK STORAGE UNIT
10-5113-A105	3 TIER 12-INCH WIDE X 18-INCH DEEP X 24-INCH HIGH METAL LOCKERS
10-5113-A107	LOCKER BENCH
10-5116-A101	3 TIER 12-INCH WIDE X 18-INCH DEEP LOCKERS

GBBN

PROJECT ARCHITECT
609 West Main Street
Louisville, KY 40202
502.583.0700
GBBN.COM

UK HealthCare
Renovate/Upgrade
UK Healthcare
Facilities
Pavilion A 5th Floor
Project Number: 2402.9

OWNER
University of Kentucky
222 Peterson Service Building
Lexington, Kentucky 40506

CONSTRUCTION MANAGER
Turner Construction Company
588 Leestown Road Suite 130-300
Lexington, KY 40511
859.421.4913

CONSULTANTS

MEP ENGINEER
AEI Affiliated Engineers, Inc.
10 South LaSalle Street, Suite 2700
Chicago, IL 60603
312.977.2800

MEDICAL EQUIPMENT
BSA Life Structures
9365 Counselors Row #300
Indianapolis, IN 46240
317.819.7878

Pavilion A 5th Floor PAVILION A, 1000 S. LIMESTONE, LEXINGTON, KY 40536

DRAWING ISSUE

HEADWALL RFP

NO.	DATE	DESCRIPTION
1	08.27.20	HEADWALL RFP

DRAWING TITLE

LEVEL 05 FLOOR PLAN - AREA C - NOTES

SEAL

PRELIMINARY NOT FOR CONSTRUCTION

JOB NUMBER

13703.01

A205C.2

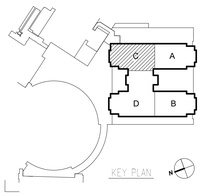

8/27/2020 11:38:27 AM C:\Revit.local\ARCH_UK-PCF_int_5_12_R20rvt, tgormley_gbbn.com.rvt

1 A205D.2 **LEVEL 05 FLOOR PLAN - AREA D**
SCALE: 1/8" = 1'-0"

FLOOR PLAN GENERAL NOTES

A. REFER TO ARCHITECTURAL STANDARDS "AS" SHEET FOR MISCELLANEOUS ITEMS INSTALLATION HEIGHTS AND GENERAL PROJECT NOTES.
B. PARTITIONS TO BE TYPE 3A UNLESS NOTED OTHERWISE. PARTITIONS AT SHELL SPACES TO BE TYPE 23A UNLESS NOTED OTHERWISE. FURRING AT CONCRETE COLUMNS TO BE TYPE 31 HEIGHT TO MATCH CONTIGUOUS PARTITION. WHERE FURRING IS NOT AN EXTENSION OF A PARTITION, PROVIDE TYPE 31D.
C. REFER TO EQUIPMENT PLANS, EQUIPMENT PROJECT MANUAL INFORMATION AND SITE SPECIFIC VENDOR DRAWINGS FOR EQUIPMENT DETAILS AND MISCELLANEOUS INSTALLATION INFORMATION.
D. ALL COUNTERTOPS ARE 2'-1" DEEP UNLESS NOTED OTHERWISE.
E. REFER TO MEP DRAWINGS AND ARCHITECTURAL ELEVATIONS FOR LOCATIONS OF MEDICAL GASES, CODE BLUE AND NURSE CALL OUTLETS.
F. FURNITURE AND EQUIPMENT SHOWN DASHED ON THE FLOOR PLANS IS TO BE OWNER FURNISHED AND OWNER INSTALLED, UNLESS INDICATED OTHERWISE.
G. ENLARGED PLAN DRAWINGS ARE PROVIDED TO DEPICT GENERAL LAYOUT OF WORK WITHIN BOUNDARY OF THE ENLARGED PLAN AND ARE INTENDED TO REPRESENT SIMILAR ROOM AND SPACE CONFIGURATIONS WHERE INDICATED OR WHERE TYPICAL. WHERE 1/8" SCALE PLAN AND ENLARGED PLAN OF A CORRESPONDING SIMILAR AREA SHOW DIFFERING LAYOUTS OR SCOPE, REFER TO THE 1/8" SCALE PLAN.
H. FOR WALL MOUNTED FIRE EXTINGUISHERS (10-4400) SEE LIFE SAFETY DRAWINGS.
I. AT FIT-UP OF SHELL SPACES IN PREVIOUSLY CONSTRUCTED BID PACKAGES REMOVE EXISTING WALL MOUNTED FIRE EXTINGUISHERS, SALVAGE FOR REUSE.
J. CONTROL JOINTS IN FLOOR FINISH AND NEW TOPPING SLAB SUBSTRATE ARE TO ALIGN WITH THE ACTUAL STRUCTURAL SLAB JOINTS.
K. ALL NEGATIVE AND POSITIVE PRESSURE PATIENT ROOMS ARE TO BE PRESSURE TESTED AND APPROVED BY OWNER/ARCHITECT/ENGINEER AFTER PARTITION AND DOOR ENCLOSURE IS COMPLETE, AND PRIOR TO INSTALLATION OF INTERIOR FINISHES.
L. PROVIDE BLOCKING IN WALLS, CEILINGS, AND WHERE ELSE REQUIRED FOR ALL OWNER AND CONTRACTOR INSTALLED EQUIPMENT. VERIFY WITH CONSTRUCTION MANAGER PRIOR TO INSTALLATION OF GYP. BD.
M. PROVIDE 16-1050 PAINTED PLYWOOD EQUIPMENT BACKING PANELS FOR NEW EQUIPMENT IN IDF, EIDF, ELECTRICAL AND MECHANICAL ROOMS AND WHERE NEW EQUIPMENT IS INDICATED ON MEPT DOCUMENTS.
N. ALL EXISTING WALLS ARE TO BE FINISHED TO LEVEL 4 PRIOR TO PAINTING.

KEYNOTE LEGEND

KEYNOTE	DESCRIPTION
06-4000-A174	PROVIDE 2" RADIUS ROUNDED CORNER AT EXPOSED EDGE OF COUNTER.

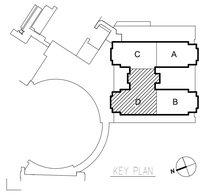

GBBN

PROJECT ARCHITECT
609 West Main Street
Louisville, KY 40202
502.583.0700
GBBN.COM

UK HealthCare
Renovate/Upgrade
UK Healthcare
Facilities
Pavilion A 5th Floor
Project Number: 2402.9

OWNER
University of Kentucky
222 Peterson Service Building
Lexington, Kentucky 40506

CONSTRUCTION MANAGER
Turner Construction Company
588 Leestown Road Suite 130-300
Lexington, KY 40511
859.421.4913

CONSULTANTS

MEP ENGINEER
AEI Affiliated Engineers, Inc.
10 South LaSalle Street, Suite 2700
Chicago, IL 60603
312.977.2800

MEDICAL EQUIPMENT
BSA Life Structures
9365 Counselors Row #300
Indianapolis, IN 46240
317.819.7878

DRAWING ISSUE

HEADWALL RFP

NO.	DATE	DESCRIPTION
1	08.27.20	HEADWALL RFP

DRAWING TITLE

LEVEL 05 FLOOR PLAN - AREA D - NOTES

SEAL

PRELIMINARY NOT FOR CONSTRUCTION

JOB NUMBER

13703.01

A205D.2

Pavilion A 5th Floor PAVILION A, 1000 S. LIMESTONE, LEXINGTON, KY 40536

C:\Revit.local\ARCH_UK-PCF_H1.5_12_R20\rvt_tgomley_gbbn.com.rvt

8/27/2020 11:40:35 AM

PANEL HEADWALL REQUEST FOR PROPOSAL

A. THE INTENT OF THIS DOCUMENT IS TO SHOW THE FINAL CONFIGURATION OF THE 5TH FLOOR PATIENT HEADWALL IF THE HEADWALL IS STICK BUILT
   a. A STICK BUILT SYSTEM COULD BE ASSEMBLED IN THE FIELD OR PRE-FABRICATED ON OR OFF SITE.

B. THE INTENT OF THE HEADWALL RFP IS TO RECEIVE COST PROPOSALS FROM 13-4275 PRE-FABRICATED HEADWALL PANEL MANUFACTURES TO PROVIDE (44) MANUFACTURED UNITS IN LIEU OF THE STICK BUILT HEADWALLS.

C. BOTH STICK BUILT OR PRE-FABRICATED SYSTEMS SHOULD HAVE EASILY REMOVABLE FACIA PANELS TO ALLOW ACCESS TO THE INTERIOR CHASSIS OR STUD CAVITY OF THE HEADWALL.

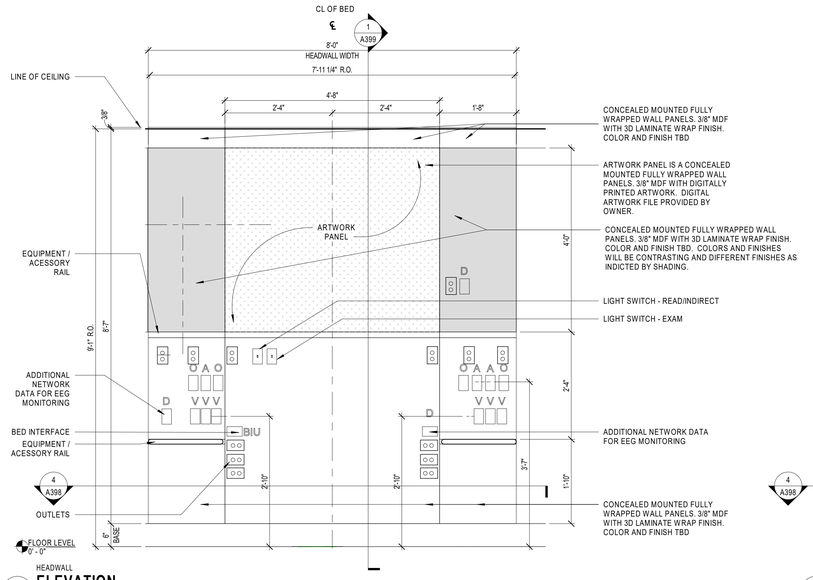

HEADWALL
1 A398 **ELEVATION**
SCALE: 3/4" = 1'-0"

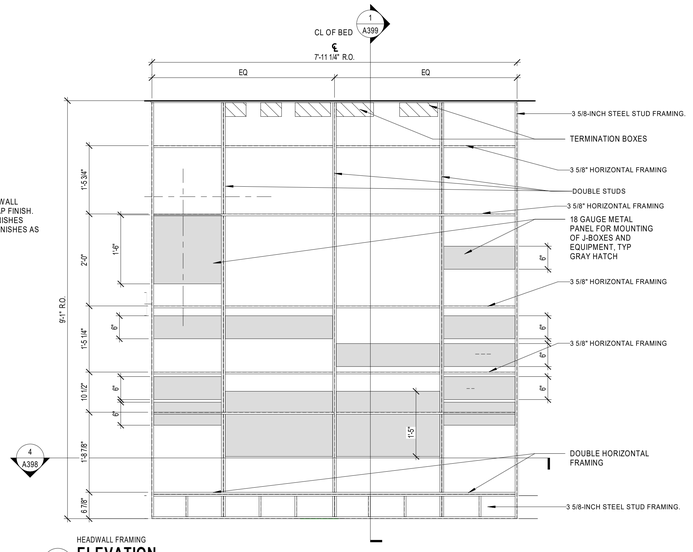

HEADWALL FRAMING
2 A398 **ELEVATION**
SCALE: 3/4" = 1'-0"

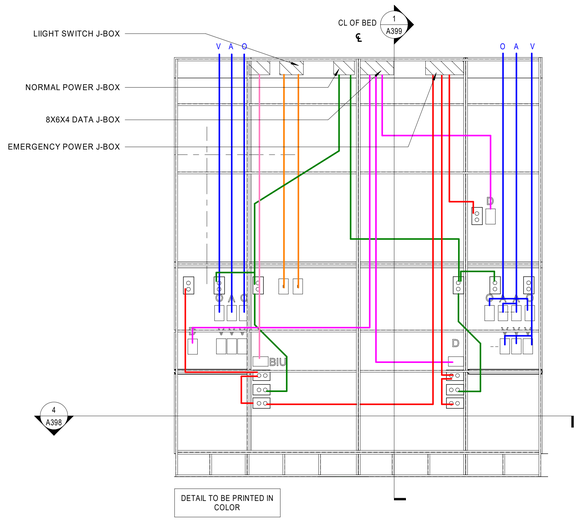

CONDUIT AND PIPING LAYOUT
3 A398 **ELEVATION**
SCALE: 3/4" = 1'-0"

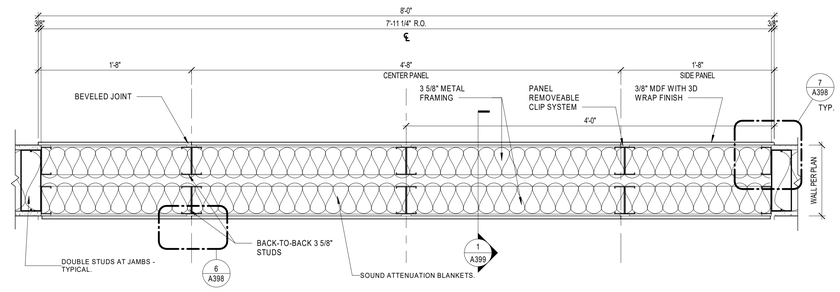

HEADWALL AT WALL TYPE 6
4 A398 **PLAN DETAIL**
SCALE: 1 1/2" = 1'-0"

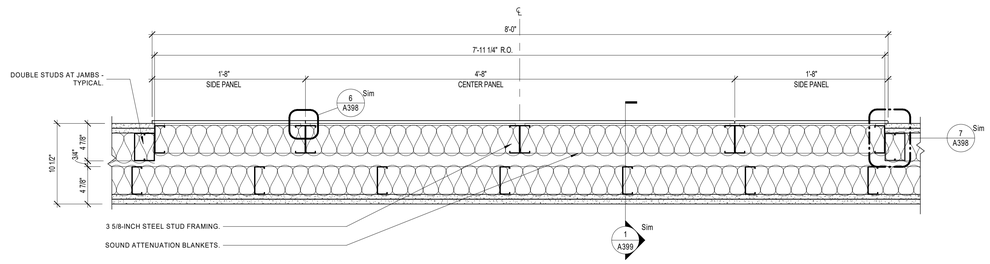

5 A398 **PLAN DETAIL**
SCALE: 1 1/2" = 1'-0"

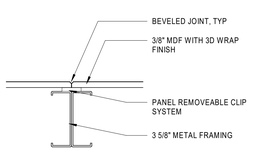

HEADWALL PANEL JOINT
6 A398 **DETAIL**
SCALE: 3" = 1'-0"

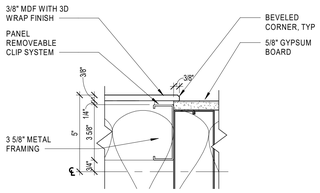

HEADWALL
7 A398 **DETAIL**
SCALE: 3" = 1'-0"

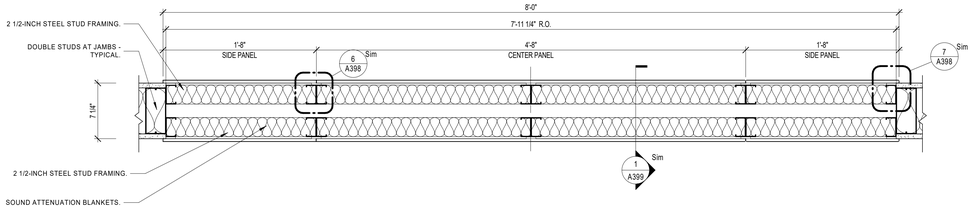

HEADWALL AT WALL TYPE 5
8 A398 **PLAN DETAIL**
SCALE: 1 1/2" = 1'-0"

PROJECT ARCHITECT
609 West Main Street
Louisville, KY 40202
502.583.0700
GBBN.COM

UK HealthCare
Renovate/Upgrade
UK Healthcare
Facilities
Pavilion A 5th Floor
Project Number: 2402.9

OWNER
University of Kentucky
222 Peterson Service Building
Lexington, Kentucky 40506

CONSTRUCTION MANAGER
Turner Construction Company
588 Leestown Road Suite 130-300
Lexington, KY 40511
859.421.4913

CONSULTANTS

MEP ENGINEER
AEI Affiliated Engineers, Inc.
10 South LaSalle Street, Suite 2700
Chicago, IL 60603
312.977.2800

MEDICAL EQUIPMENT
BSA Life Structures
9365 Counselors Row #300
Indianapolis, IN 46240
317.819.7878

Pavilion A 5th Floor PAVILION A, 1000 S. LIMESTONE, LEXINGTON, KY 40536

DRAWING ISSUE

HEADWALL RFP

NO.	DATE	DESCRIPTION
1	08.27.20	HEADWALL RFP

DRAWING TITLE

HEADWALL ELEVATIONS & DETAILS

SEAL

PRELIMINARY NOT FOR CONSTRUCTION

JOB NUMBER

13703.01

A398

8/28/2020 1:36:00 PM C:\Revit.local\ARCH_UK-RCF_Int_5_12_R20int_dbwing.rvt

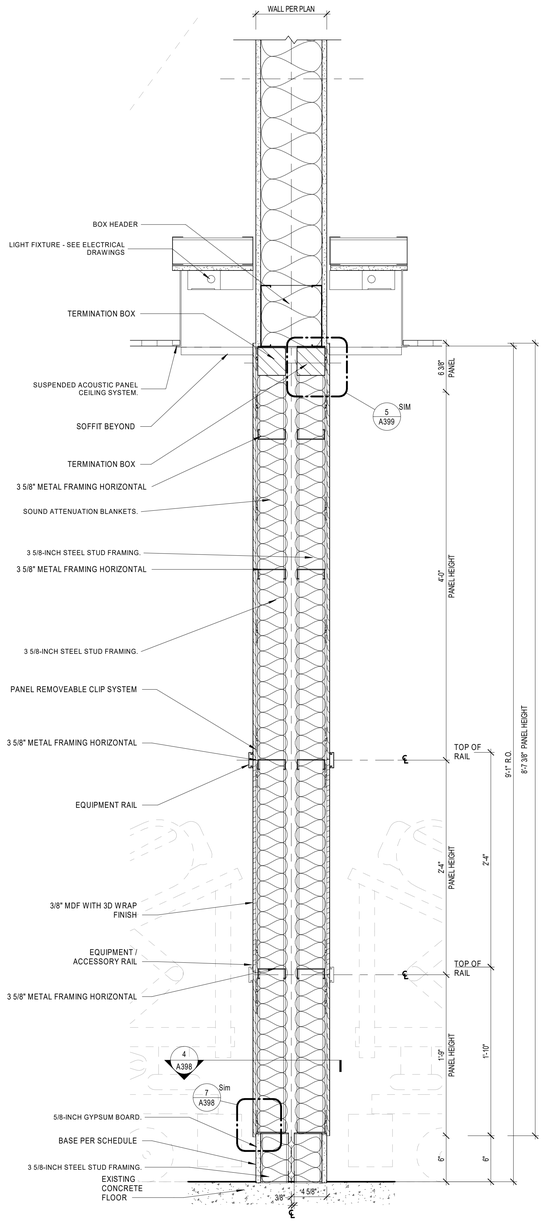

HEADWALL
1 A399 **SECTION DETAIL**
SCALE: 1 1/2" = 1'-0"

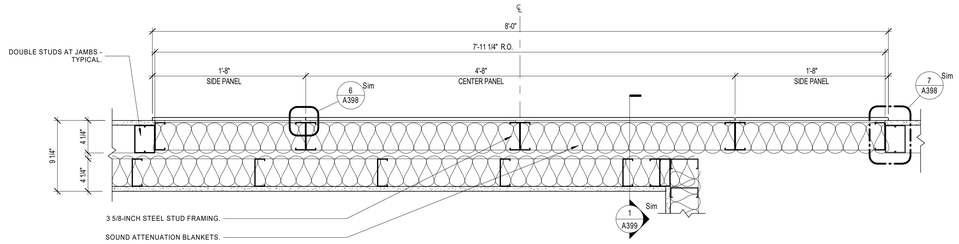

HEADWALL AT WALL TYPE 23
2 A399 **PLAN DETAIL**
SCALE: 1 1/2" = 1'-0"

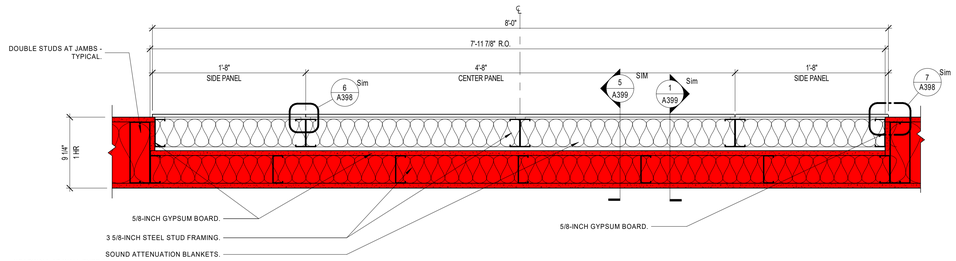

HEADWALL AT WALL TYPE 6 SB
3 A399 **PLAN DETAIL**
SCALE: 1 1/2" = 1'-0"

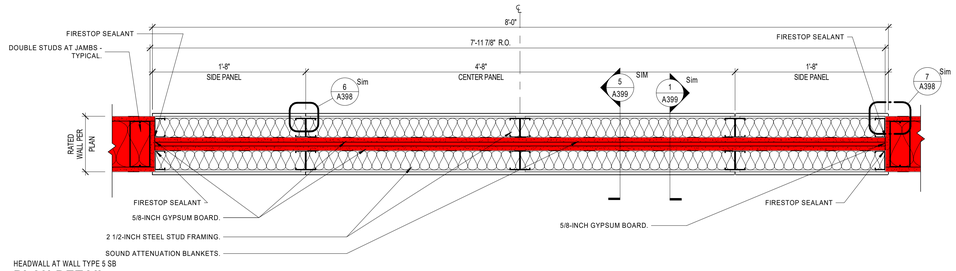

HEADWALL AT WALL TYPE 5 SB
4 A399 **PLAN DETAIL**
SCALE: 1 1/2" = 1'-0"

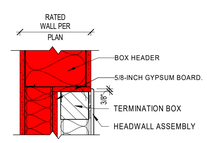

TOP OF HEADWALL AT RATED WALL
5 A399 **SECTION DETAIL**
SCALE: 1 1/2" = 1'-0"

PANEL HEADWALL REQUEST FOR PROPOSAL

A. THE INTENT OF THIS DOCUMENT IS TO SHOW THE FINAL CONFIGURATION OF THE 5TH FLOOR PATIENT HEADWALL. IF THE HEADWALL IS STICK BUILT
   a. A STICK BUILT SYSTEM COULD BE ASSEMBLED IN THE FIELD OR PRE-FABRICATED ON OR OFF SITE.

B. THE INTENT OF THE HEADWALL RFP IS TO RECEIVE COST PROPOSALS FROM 13-4275 PRE-FABRICATED HEADWALL PANEL MANUFACTURES TO PROVIDE (44) MANUFACTURED UNITS IN LIEU OF THE STICK BUILT HEADWALLS.

C. BOTH STICK BUILT OR PRE-FABRICATED SYSTEMS SHOULD HAVE EASILY REMOVABLE FACIA PANELS TO ALLOW ACCESS TO THE INTERIOR CHASSIS OR STUD CAVITY OF THE HEADWALL.

GBBN

PROJECT ARCHITECT
609 West Main Street
Louisville, KY 40202
502.583.0700
GBBN.COM

UK HealthCare
Renovate/Upgrade
UK Healthcare
Facilities
Pavilion A 5th Floor
Project Number: 2402.9

OWNER
University of Kentucky
222 Peterson Service Building
Lexington, Kentucky 40506

CONSTRUCTION MANAGER
Turner Construction Company
588 Leestown Road Suite 130-300
Lexington, KY 40511
859.421.4913

CONSULTANTS

MEP ENGINEER
AEI Affiliated Engineers, Inc.
10 South LaSalle Street, Suite 2700
Chicago, IL 60603
312.977.2800

MEDICAL EQUIPMENT
BSA Life Structures
9365 Counselors Row #300
Indianapolis, IN 46240
317.819.7878

Pavilion A 5th Floor PAVILION A, 1000 S. LIMESTONE, LEXINGTON, KY 40536

DRAWING ISSUE

HEADWALL RFP

NO.	DATE	DESCRIPTION
1	08.27.20	HEADWALL RFP

DRAWING TITLE

HEADWALL DETAILS

SEAL

PRELIMINARY NOT FOR CONSTRUCTION

JOB NUMBER

13703.01

A399

8/28/2020 12:09:16 PM C:\Revit Local\ARCH_UK-PCF_H1.5_12_R20v4_dowling.rvt